



125



SEASONS

2019 REBEL FOOTBALL GUIDE

ELITE STAFF

”

"It's not unusual to see former head coaches take assistant jobs, but it is unusual to see it from two national coaches of the year. I'm not sure I've seen a staff like this in quite a while."

PAUL FINEBAUM



Matt Luke • Head Coach

Mike MacIntyre • Defensive Coordinator

Rich Rodriguez • Offensive Coordinator

Ole Miss A

One of only two programs in the country (Ole Miss & Alabama) to have at least three former Power 5 head coaches on staff

TOP-25

Back-to-back top 25 recruiting classes



NINE STUDENT-ATHLETES EARNED THEIR DEGREES

that will return with eligibility in 2019.



Rebel staff includes two of the last five Pac-12 Coach of the Year honorees, including 2016 consensus National Coach of the Year, Mike MacIntyre



8 returning starters on defense



HIGHEST

GPA IN RECORDED HISTORY IN FALL 2018



Greg Little



A.J. Brown



D.K. Metcalf



Dawson Knox



Javon Patterson



Ken Webster



6 DRAFT PICKS IN 2019

most since 1971





TABLE OF CONTENTS

THIS IS OLE MISS 1-31

Mississippi Made.....	IFC-1
Table of Contents.....	2-3
Ole Miss Quick Facts.....	3
Rebel Football Since 1893.....	4-5
Bowl Success.....	6-7
All-American Tradition.....	8-9
NFL Rebels.....	10-11
Rebel Reconnect.....	12
Academic Excellence.....	13
Rebels in the Spotlight.....	14
Landshark.....	15
Chucky Mullins Courage Award.....	16-17
The Grove.....	18-19
Vaught-Hemingway Stadium/Hollingsworth Field.....	20-21
Manning Center.....	22-23
Health and Sports Performance.....	24
Strength and Conditioning.....	25
Outstanding Athletics.....	26-27
The University of Mississippi.....	28-29
Oxford, Mississippi.....	30
Community Involvement.....	31

COACHES & STAFF 32-47

Head Coach Matt Luke.....	32-34
Assistant Coaches.....	35-44
Support Staff.....	45-47

2019 REBELS 48-85

Season Outlook.....	48-50
Team Information.....	50
Preseason Depth Chart.....	51
2019 Rosters.....	52-53
Pronunciation Guide.....	53
Geographical Roster.....	54
Player Bios.....	55-85

OPPONENTS 86-90

2019 Opponent Profiles.....	86-87
Series vs. Opponents.....	88-90

2018 REVIEW 91-102

Team/Individual Statistics.....	91-92
Game-by-Game Starters.....	92
Game-by-Game Statistics.....	93-95
Game-by-Game Recaps.....	96-101
Miscellaneous Statistics.....	102
2018 Honors.....	102

SEC 103-106

The Southeastern Conference.....	103
2018 SEC in Review.....	104
2019-20 Bowl Schedule.....	104
SEC Records.....	105-106

HISTORY & RECORDS 107-203

History of Ole Miss Football.....	107-110
National Champions.....	111
College/Pro Football Halls of Fame.....	112
Team of the Century.....	112
All-Americans.....	113-120
All-SEC.....	121-123
Rebel Honor Roll.....	124-129
Rebels in All-Star Classics.....	130-131
Rebels in the NFL Draft.....	132-133
Rebels with the Pros.....	134-137
Records.....	138-159
Battle for the Golden Egg.....	160-161
Bowl History.....	162-179
All-Time Series.....	180
All-Time Scores.....	181-187
Nationally Ranked Games.....	188-189
Coaching History.....	190
Assistant Coaches.....	191-192
Head Coach Composite Records.....	192
All-Time Lettermen.....	193-201
Ole Miss Pageantry.....	202-203

SCHOLARSHIPS 204-205

Charlie Conerly Scholarship.....	204
J.W. Wobble Davidson Scholarship.....	205
Joey Embry Memorial Scholarship.....	205
Larry L. Johnson Scholarship.....	205
Park Stevens Memorial Scholarship.....	205
Wesley Walls Scholarship.....	205

FACILITIES 206-209

Vaught-Hemingway Stadium/Hollingsworth Field.....	206
Manning Center.....	207
FedEx Student-Athlete Success Center.....	208
Starnes Athletic Training Center.....	208
Other Athletics Facilities.....	209

TEAM SUPPORT 210-211

Strength and Conditioning.....	210
Health and Sports Performance.....	210
Ole Miss Athletics Vision.....	210
Student-Athlete Development.....	211
NCAA Compliance.....	211

ADMINISTRATION 212-213

Interim Chancellor Larry Sparks.....	212
Athletics Committee.....	212
Interim Athletics Director Keith Carter.....	213
Athletics Leadership.....	213

MEDIA INFORMATION 214-221

Media Services and Policies.....	214-215
Vaught-Hemingway Stadium Diagram.....	215
Weekly Media Schedule.....	215
Style Guide.....	216
Road Headquarters/Travel.....	216
Ole Miss Radio Network.....	217
Rebels on Television.....	218-220
The Season: Ole Miss Football.....	221

PROGRAM SUPPORT 222-224

Ole Miss IMG Sports Marketing.....	222
Ole Miss Athletics Foundation.....	223
2018-19 Honors.....	224



CREDITS

Editors: Kyle Campbell, Brad Sheffield
Special assistance by: Adam Kuffner, Chris Lawrence, Josh McCoy, Mitch Praxl, Will Redmond, Langston Rogers, Alex Sims, Caitie Smith, Tyler Wooten
Graphic design by: Dan Pellegrino
Printed by: Ambrose Printing Company, Nashville, Tenn.

Photography: Action Sports of America, All Sports Association/Wuerffel Trophy, Anding Photography, Arizona Cardinals, Associated Press, Kevin Bain, Baltimore Ravens, Bradley Photographers, David Brown, Kyle Campbell, Chicago Bears, Cincinnati Bengals, Cincinnati Reds, Cotton Bowl, Detroit Lions, ESPN, Ed Garner, Thomas Graning, Eddie Gregory, R.B. Hogan, Indianapolis Colts, Jacksonville Jaguars, Robert Jordan, Kansas City Chiefs, Sasha Leeth, Los Angeles Chargers, Pat Maner, Joshua McCoy, Miami Dolphins, Minnesota Vikings, R.D. Moore, New England Patriots/Dave Silverman, New Orleans Saints, New York Giants/Evan Pinkus, Bruce Newman, Ole Miss Communications Photography, Pittsburgh Steelers, David Purdy/Biloxi Sun Herald, Langston Rogers, Chris Sabo, San Francisco 49ers/Ben Shyman, Bill Seawright, John Seymour, Matthew Sharpe, Paul Spinelli/SpinPhotos.com, Sugar Bowl, Tampa Bay Buccaneers, Tennessee Titans, Michael Thompson, Cheryl Treworgy, USA TODAY Sports, Brad Vest/Commercial Appeal, David Allen Williams and Elwin Williams.

© COPYRIGHT UNIVERSITY OF MISSISSIPPI
 The 2019 Ole Miss Football Guide was published by the University of Mississippi Athletics Media Relations Office and designed using Adobe InDesign and Adobe Photoshop. All contents of this issue are copyrighted 2019 by The University of Mississippi. Reproduction without written permission is strictly prohibited.

MEDIA CONTACT

Kyle Campbell
 Associate A.D. for Communications
 Phone: 662.915.7522 Fax: 662.915.7006
 Email: kyle@olemiss.edu Twitter: @CampbellKyle

ADDRESS

Athletics Communications
 908 All-American Drive
 University, MS 38677

OLE MISS ON THE WEB

Official Site: OleMissSports.com
 Gameday Site: OleMissGameday.com

OLE MISS ON SOCIAL

- Twitter: @OleMissFB
- Facebook: /OleMissFootball
- Instagram: @OleMissFB
- Snapchat: @officialomfb

2019 OLE MISS QUICK FACTS

Name	Ole Miss (The University of Mississippi)
Nickname	Rebels
Location	Oxford, Mississippi
Founded	November 6, 1848
Enrollment	23,090
School Colors	Cardinal Red and Navy Blue
Mascot	Tony the Landshark
Interim Chancellor	Larry Sparks
Faculty Representative	Dr. Ron Rychlak
Interim Athletics Director	Keith Carter
Conference	Southeastern (SEC)
Stadium	Vaught-Hemingway/Hollingsworth Field
Capacity/Surface	64,038/Natural Grass
Band	Pride of the South
Band Director	Randy Dale
Head Football Coach	Matt Luke
Record at Ole Miss	Third year
Career Record	11-13
Basic Offense	Spread
Basic Defense	3-4
2018 Record	5-7
SEC Record/Finish	1-7/6th West
Postseason	None
Final National Ranking	None
Lettermen Returning/Lost	66/33
Offensive Lettermen Returning/Lost	28/17
Defensive Lettermen Returning/Lost	33/14
Specialists Lettermen Returning/Lost	5/2
Starters Returning/Lost	14/11
Offensive Starters Returning/Lost	3/8
Defensive Starters Returning/Lost	8/3
Specialists Starters Returning/Lost	3/0



COOLEY

15



Ole Miss

22



REBEL FOOTBALL SINCE 1893

- 3.....National Championships
- 6.....SEC Overall Championships
- 1.....SEC West Championship
- 36.....Bowl Appearances
- 23.....Bowl Victories
- 21.....NCAA Statistical Champions
- 58.....First Team All-America selections
- 11.....College Football Hall of Fame Members
- 2.....Pro Football Hall of Fame Members
- 24.....Academic All-Americans
- 4.....Rhodes Scholars
- 8.....National Football Foundation Scholar-Athletes
- 3.....SEC Scholar-Athletes of the Year
- 6.....Heisman Trophy finalists
- 1.....Maxwell Award Winner
- 1.....Johnny Unitas Golden Arm Award Winner
- 1.....Butkus Award Winner
- 1.....Lambert Trophy Winner
- 1.....Ozzie Newsome Award Winner
- 1.....Lou Groza Award Winner
- 1.....Wuerffel Trophy Winner
- 300.....Professional Draft Picks
- 23.....First-Round NFL Draft Picks

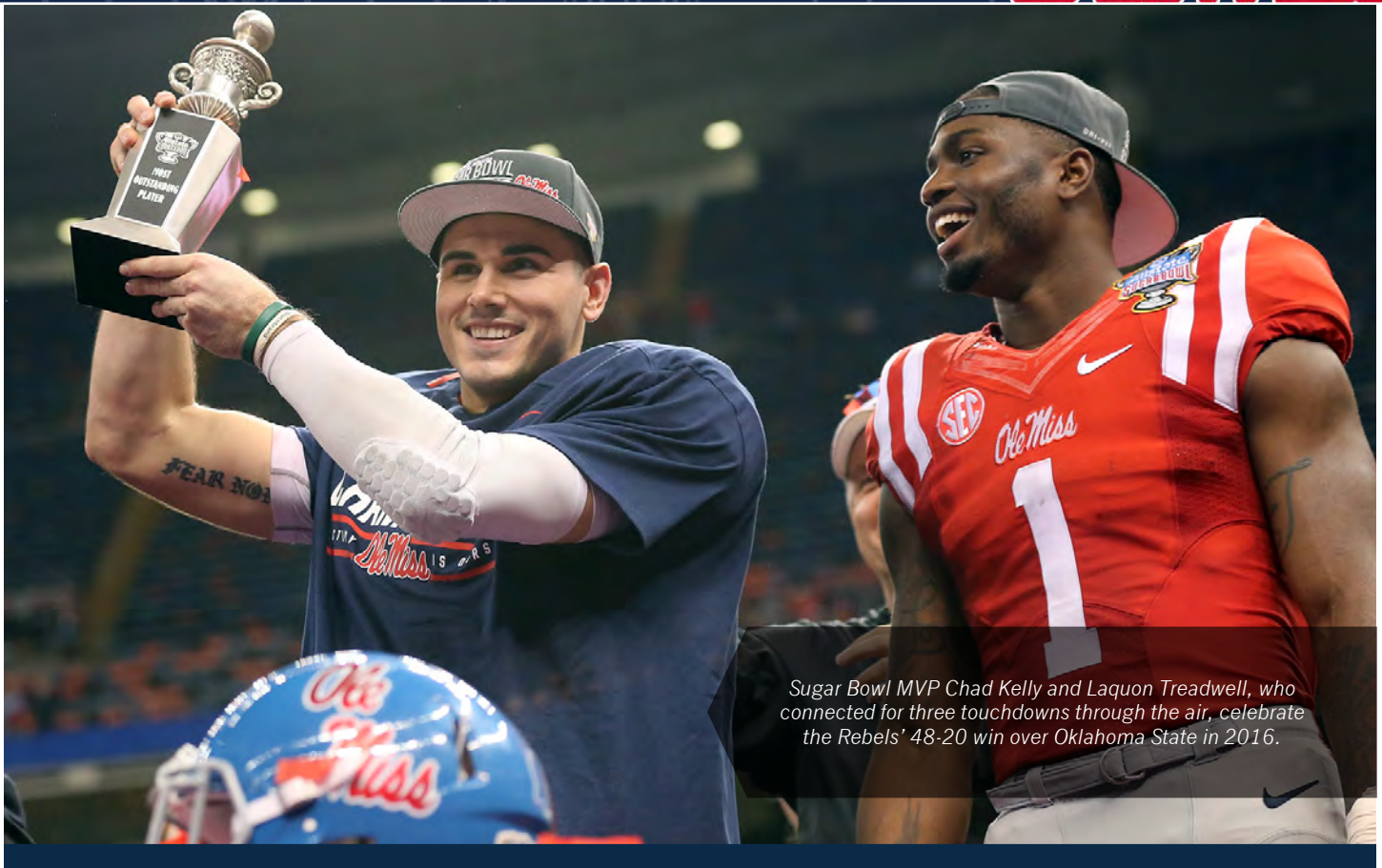


"My first game at what was then Hemingway Stadium was in 1960 when Ole Miss played LSU, and I had never been more excited than I was that day. Of course, the stadium is much larger and more impressive now than when I played. I love the on-campus experience at Ole Miss, starting with The Grove, the team taking the short walk to the stadium and the overall atmosphere of gameday."

- Archie Manning

Ole Miss celebrates its 48-20 win over Oklahoma State in the 2016 Allstate Sugar Bowl in New Orleans. It was the Rebels' sixth all-time win in the Sugar Bowl Classic.





Sugar Bowl MVP Chad Kelly and Laquon Treadwell, who connected for three touchdowns through the air, celebrate the Rebels' 48-20 win over Oklahoma State in 2016.

ALL-TIME BOWL APPEARANCES

Date	Bowl	Date	Bowl
Jan. 1, 1936	Orange	Dec. 30, 1971	Peach
Jan. 1, 1948	Delta	Dec. 10, 1983	Independence
Jan. 1, 1953	Sugar	Dec. 20, 1986	Independence
Jan. 1, 1955	Sugar	Dec. 28, 1989	Liberty
Jan. 2, 1956	Cotton	Jan. 1, 1991	Gator
Jan. 1, 1958	Sugar	Dec. 31, 1992	Liberty
Dec. 27, 1958	Gator	Dec. 26, 1997	Motor City
Jan. 1, 1960	Sugar	Dec. 31, 1998	Independence
Jan. 2, 1961	Sugar	Dec. 31, 1999	Independence
Jan. 1, 1962	Cotton	Dec. 28, 2000	Music City
Jan. 1, 1963	Sugar	Dec. 27, 2002	Independence
Jan. 1, 1964	Sugar	Jan. 2, 2004	Cotton
Dec. 19, 1964	Bluebonnet	Jan. 2, 2009	Cotton
Dec. 18, 1965	Liberty	Jan. 2, 2010	Cotton
Dec. 17, 1966	Bluebonnet	Jan. 5, 2013	BBVA Compass*
Dec. 30, 1967	Sun	Dec. 30, 2013	Music City
Dec. 14, 1968	Liberty	Dec. 31, 2014	Chick-fil-A Peach
Jan. 1, 1970	Sugar	Jan. 1, 2016	Sugar



Ray Brown rushed for 157 yards and two scores to lead Ole Miss to its first Sugar Bowl title with a 39-7 win over Texas in 1958.

Archie Manning earned offensive MVP honors at the 1970 Sugar Bowl after he passed for 273 yards and a TD to guide Ole Miss to a 27-22 win over Arkansas.

Ole Miss is 12th nationally with 24 bowl victories, tied for 21st with 37 bowl appearances and second with a .649 bowl winning percentage.

*Game later vacated

See pages 162-179 for the Rebels' full bowl history.



Evan Engram became the 58th first team All-America selection in school history in 2016. Engram set or tied Ole Miss records for most catches (65), yards (926) and touchdowns (8) in a season by a tight end, as well as most catches (162), yards (2,320) and touchdowns (15) in a career by a tight end.



(From left-to-right starting at the top): College Football Hall of Famer **Wesley Walls** was a 1988 All-American as a tight end, while also helping out as a defensive end; **Dexter McCluster** became the first player in SEC history to rush for 1,000 yards and produce 500 receiving yards in a season on his way to All-America accolades in 2009; A finalist for the Bronko Nagurski Trophy, cornerback **Senquez Golson** was a unanimous choice for All-America honors in 2014; A trailblazer for the Rebels, **Ben Williams** was a 1975 All-American at defensive tackle and still holds the all-time Ole Miss sacks record; **Bruiser Kinard** was Ole Miss' first All-American in 1936 and 1937 and is a member of the College and Pro Football Halls of Fame.

See pages 113-129 for a complete list of All-Americans and award winners.

58

First Team All-America selections

8

Two-time First Team All-America selections

12

College Football Hall of Fame members

NATIONAL AWARD WINNERS



(From left-to-right): **Deterrian Shackelford** was awarded the 2014 Wuerffel Trophy and named AFCA Good Works Team Captain for his contributions both on and off the field; **Patrick Willis** won the Butkus and Lambert Awards as the nation's top linebacker in 2006; **Eli Manning** earned the Maxwell Award (nation's best offensive player) and Johnny Unitas Golden Arm Award (top QB) in 2003; **Jonathan Nichols** claimed the 2003 Groza Award as the nation's best kicker.



SUCCESS AT THE NEXT LEVEL

- 300 Rebels taken in the Pro Draft since 1936
- 27 Rebels selected to at least one Pro Bowl
- 23 Rebels chosen in the NFL Draft's first round
- 17 Super Bowl Champions
- 2 Super Bowl MVPs
- 2 Pro Football Hall of Fame members

Former Ole Miss Rebels had the highest average yearly salary in the NFL (\$4.1 million) in 2014, according to a Sporting Intelligence report.



Wide receiver **D.K. Metcalf** talks with NFL Network personality and NFL Hall of Fame member Michael Irvin before being selected by the Seattle Seahawks in the 2019 NFL Draft in Nashville.

REBELS IN THE NFL (2018)

- Quincy Adeboyejo | WR | Baltimore Ravens
- Brandon Bolden | RB | Miami Dolphins
- Fadol Brown | DE | Green Bay Packers
- Cody Core | WR | Cincinnati Bengals
- Trae Elston | DB | Miami Dolphins
- Evan Engram | TE | New York Giants
- Woodrow Hamilton | DT | New Orleans Saints
- Marquis Haynes | DE | Carolina Panthers
- Mike Hilton | DB | Pittsburgh Steelers
- Lavon Hooks | DE | Pittsburgh Steelers
- Derrick Jones | DB | New York Jets
- D.J. Jones | DT | San Francisco 49ers
- Chad Kelly | QB | Denver Broncos
- Eli Manning | QB | New York Giants
- Bobby Massie | OT | Chicago Bears
- Donte Moncrief | WR | Jacksonville Jaguars
- A.J. Moore | CB | Houston Texans
- Robert Nkemdiche | DT | Arizona Cardinals
- Jerme Parnell | OT | Jacksonville Jaguars
- Bradley Sowell | OT | Chicago Bears
- Breeland Speaks | LB | Kansas City Chiefs
- Laqon Treadwell | WR | Minnesota Vikings
- Laremy Tunsil | OL | Miami Dolphins
- Mike Wallace | WR | Philadelphia Eagles
- Jordan Wilkins | RB | Indianapolis Colts



(Clockwise from top) - Running back **Brandon Bolden** has won two Super Bowls with the New England Patriots (2015 and 2017); **Mike Hilton** has been a consistent contributor in his first two seasons on the Pittsburgh Steelers defense; 2017 first-round pick **Evan Engram** had a superb first season with the New York Giants, leading all rookie tight ends in receptions (64) and yards (722); **Bobby Massie** has started 92 of 100 career games played, including 46 the last three years with the Chicago Bears.

See pages 132-137 for a complete history of Rebels with the pros.



REBEL RECONNECT

Rebel Reconnect was established to assist returning student-athletes who have exhausted their athletic scholarship eligibility, with the costs of full or part-time tuition and/or books associated with completing their degree at the University of Mississippi.

Kansas City Chiefs linebacker Breeland Speaks recently returned to complete his undergraduate degree and walked in commencement ceremonies in May 2019.

Other notable Rebel Reconnect graduates include Fahn Cooper, Kentrell Lockett, Deuce McAllister, Terrence Metcalf, Jerrell Powe and Carlos Thompson.



ACADEMIC EXCELLENCE

Ole Miss student-athletes not only have the opportunity to play in one of the best conferences in the nation, they also attend a university that is world-renowned for its academics. Through the office for Student-Athlete Development, Ole Miss has made great strides in improving the environment for student-athletes with numerous full-time academic counselors, learning specialists and tutors, and the FedEx Student-Athlete Success Center provides the perfect environment for learning.

Last year, Ole Miss Football placed 30 total players on Southeastern Conference Academic Honor Rolls. A total of 22 players earned their degrees, making it 159 graduates during the last six years.

In numbers released in 2018-19, Ole Miss football posted an academic progress rate (APR) score of 986 and a multi-year score of 978, the best in program history. APR scores have risen for Rebel football now for seven consecutive seasons.

Among all sports, Rebel athletes posted the highest cumulative semester GPA in recorded history with a 3.05, while more than 50 percent of student-athletes earned a spot on the AD's Honor Roll for a 3.00 GPA or better.



Several Rebels walked during the 2019 Spring Commencement ceremonies on campus. Ole Miss has graduated 159 football student-athletes in the last six years.

ACADEMIC ALL-AMERICA FOOTBALL PLAYERS

(AMONG SOUTHERN SCHOOLS)

1. Georgia (28)
2. LSU (27)
- Alabama (27)
- 4. OLE MISS (24)**
5. Duke (22)
6. Florida State (21)
- Florida (21)
8. Georgia Tech (20)
- Auburn (20)
10. Vanderbilt (18)

See page 211 for more information.



The Ole Miss brand is regularly featured on such well-known media outlets as ESPN, CBS, SEC Network, FOX Sports, CNN, New York Times, Sports Illustrated, Sporting News, Sirius/XM Radio and others.



Watch the Rebels' Emmy award-winning weekly documentary-style television show on ESPN and at TheSeasonOleMiss.com.

See more about "The Season: Ole Miss Football" on page 221.



LANDSHARK

At Ole Miss, Landshark is a term that was first adopted by the Rebel football team's defensive unit. As part of that identity, defensive players celebrate big plays by putting a hand to their forehead in the shape of a shark fin. A battle cry of "Fins Up" also contributes to the players' persona.

Roots of the Landshark at Ole Miss date back to 2008. After four straight losing seasons, the Rebel football team returned to national prominence with a 9-4 record and a victory over No. 7 Texas Tech in the Cotton Bowl. Leading the charge was a defensive squad that ranked fourth in the nation in rushing defense and included All-American Peria Jerry and eventual All-SEC standout Jerrell Powe.



The term Landshark originated that season from senior linebacker Tony Fein, an Army veteran who served a one-year tour in the Iraq War before arriving in Oxford. A two-year letterman after transferring from Scottsdale (Ariz.) Community College, Fein was the 2008 recipient of the Pat Tillman Award by the Military Order of the Purple Heart.

Fein passed away in October 2009, but his legacy at Ole Miss continues through the Landshark.

With the popularity of the hand gesture, Ole Miss fans and student-athletes from other sports embraced the spirit of the Landshark, and in October 2017, the university announced the Landshark as the official mascot of the Ole Miss Rebels. Named in a tribute to Fein, Tony was unveiled in August of 2018, and has been a fixture at all Rebel sporting events since.





"I've never been a quitter. It's not in my heart to give up. I don't think it should be in anybody's heart. I may give out, but I'll never give up."

Chucky Mullins

CHUCKY MULLINS COURAGE AWARD

Roy Lee "Chucky" Mullins was born on July 8, 1969, in Russellville, Alabama. After his mother's death when he was in the seventh grade, and at his request, Chucky was placed under the guardianship of Carver and Karen Phillips.

Chucky graduated from Russellville High School in 1988. He earned all-conference, all-area and all-state honors in football as a junior and senior. He was team captain and most valuable player on his high school team. He also earned three letters in football, basketball and baseball.

Because of his athletic and leadership abilities, Chucky was awarded a four-year scholarship to Ole Miss, and he arrived on campus in the summer of 1988. He was redshirted in 1988 but later saw action as a "nickel" defensive back for the Rebels and was rapidly emerging as a defensive force in the Southeastern Conference.

Tragically, his injury on Oct. 28, 1989, in the Homecoming game against Vanderbilt ended his football career and left him paralyzed. He was treated at Baptist Memorial Hospital in

Memphis until February 1990, when he was transferred to Spain Rehabilitation Center in Birmingham.

Chucky's battle with his physical disability and his undefeatable spirit changed the University of Mississippi. For months after the tragic accident, Chucky endured the grueling challenges of rehabilitation. During the difficult time, Chucky's gritty determination and positive spirit touched the lives of literally hundreds of people. More than a million dollars was raised for the Chucky Mullins Trust Fund. He was visited in the hospital and later at home by such stars as Walter Payton, Janet Jackson and President George Bush. Chucky's accident and his unbroken spirit transcended football. The people of Mississippi, the South and the entire United States rallied around this remarkable young man.

When Chucky returned to Oxford in August 1990 to begin living in the specially-equipped house built by the Trust Fund donations, he announced a determination to return to Ole Miss and pursue a degree. Against all odds, in January of 1991, he did return to the classroom. However, on May 1, 1991, as he prepared for class, he suddenly stopped breathing. Rushed to the hospital, he never regained consciousness and died five days later

from complications resulting from a blood clot.

While Chucky did not have a long life, it was a particularly special one. His teammates and coaches said Chucky was a teacher. He taught others how to live their lives to the fullest and how to maintain their focus on the truly important aspects of a precious life. In the state of Mississippi, Chucky Mullins



Dignitaries such as President George H. W. Bush (above) visited Mullins while he was in the hospital. Mullins remained a big part of the Ole Miss team up until his death. Below he is interviewed during a game by the late Ole Miss football sideline reporter Stan Sandroni.

will be forever young and never forgotten.

In the spring of 1990, the Phi Beta Sigma fraternity at Ole Miss initiated the Chucky Mullins Courage Award to be given each spring to an outstanding defensive player, who is chosen by the Rebel coaching staff.

Recipients are presented the award at the Chucky Mullins Courage Award banquet, with the proceeds from the banquet going to a special fund created to help Ole Miss students that are involved in serious accidents.

Each award recipient receives a framed Mullins jersey and has the honor of wearing Mullins' No. 38 on the field the


following season. In 2006, the number was officially retired, joining Archie Manning's No. 18 as the only retired numbers in the Rebels' storied football history. A 38 patch, rather than the jersey number, was worn from 2006 until 2010. The decision was made in March 2011 for the jersey to remain retired and be worn only by the Chucky Mullins Courage Award winner each year.

On Sept. 26, 2014, Coliseum Drive on the Ole Miss campus was renamed Chucky Mullins Drive, honoring his life and influence in the most visible and enduring way.



Senior defensive end **Austrian Robinson** is the 29th different player to win the Chucky Mullins Courage Award and will wear #38 on the field this fall. Robinson has been a leader among the Landshark defensive players throughout his tenure.

ALL-TIME CHUCKY MULLINS AWARD WINNERS



Chris Mitchell
1990



Jeff Carter
1991



Trea Southerland
1992



Johnny Dixon
1993



Alundis Brice
1994



Michael Lowery
1995



Derek Jones
1996



Nate Wayne
1997




Gary Thigpen
1998



Ronnie Heard
1999



Anthony Magee
2000



Kevin Thomas
2001




Lanier Goethie
2002



Jamil Northcutt
2003




Eric Oliver
2004



Kelvin Robinson
2005



Patrick Willis
2006



Jeremy Garrett
2007



Jamarca Sanford
2008



Marcus Tillman
2009



Kentrell Lockett
2010




Deterrian Shackelford
2011



Jason Jones
2012




Mike Marry
2013



Deterrian Shackelford
2014



Mike Hilton
2015



John Youngblood
2016



Marquis Haynes
2017



C.J. Moore
2018



Austrian Robinson
2019

“THE **HOLY GRAIL** OF
TAILGATING SITES”

THE SPORTING NEWS

Ole Miss





"I've been at ESPN 27 years and I've always wanted to come to this place, The Grove. It's the most beautiful place I've ever been."
 - Lee Corso, ESPN College GameDay (Oct. 4, 2014)



WALK OF CHAMPIONS

Rebel players and coaches have paraded through The Grove and been greeted by thousands of admirers approximately two hours before each football game since 1983.



- Nation's No. 1 Tailgating School (Sports Illustrated)
- Top Tailgating Spot (Tailgater Monthly)
- "The Holy Grail of tailgating sites" (The Sporting News)
- "The mother and mistress of outdoor ritual mayhem" (New York Times)
- "The mecca of tailgating in American sports" (Columbia Missourian)
- "In Oxford lies the most magical place on all of God's green, football-playing Earth: the Grove." (SI on Campus)

"I can say in definitive terms that there isn't a better place to spend a college football Saturday than at The Grove, followed by an SEC battle at Vaught-Hemingway Stadium."

- Mel Kiper Jr., ESPN

See page 202 for the history of The Grove.

Visit OleMissGameday.com for "Tailgating Tips."





The gameday atmosphere on the Ole Miss campus is second to none, and fans have shown their loyalty with record-setting crowds. Vaught-Hemingway Stadium/Hollingsworth Field has been filled to capacity over the past six years, producing the eight largest single-game crowds in school history. The north end zone increased capacity to 64,038, making it the largest stadium in Mississippi.

FORWARD TOGETHER CAMPAIGN



As part of the \$200 million Forward Together capital campaign, the north end zone of Vaught-Hemingway Stadium was closed in 2016 to increase capacity to 64,038, and the entire north side of the stadium has been transformed into an exciting new “front door” for Ole Miss Athletics. Last season, fans were introduced to a new plaza, bell tower and green space at the north side of the stadium that connects with the Walk of Champions and leads all the way from The Grove, site of the nation’s best and most unique tailgating experience. Stadium enhancements in 2016 also included new videoboards, sound system, stadium lights and a natural grass playing field for the first time since 2002. The south end zone was also renovated to add 30 luxury suites and 770 club level seats, and the west suites have been refinished.

Visit ForwardTogetherRebels.com for more information on the campaign. See page 206 for more information on Vaught-Hemingway Stadium.



MANNING CENTER

The Rebels' luxurious indoor practice facility that the football team has called home since 2004 was made even more spectacular with a \$12.5 million renovation and expansion in 2013. It also received a new name: the **Olivia and Archie Manning Athletics Performance Center**, to honor the mother and father of the "First Family of Football." Ole Miss boasts some of the most exquisite facilities in the country. Among the upgrades was the construction of a full kitchen and dining hall named the Grill at 1810 that provides a daily nutrition center for all Ole Miss student-athletes. The Rebels also enjoy an impressive new team meeting room, renovated and expanded locker room, renovated and expanded weight room, and an interactive foyer to welcome recruits and other guests.

(Above) - The Roland and Sheryl Burns Team Meeting Room seats about 200 people and boasts state-of-the-art audio/video equipment.

(Right, clockwise) - The front door to the Manning Center; The Grill at 1810 offers nutritious meal plan options to keep the Rebels healthy and strong; The Williams-Reed Football Foyer pays tribute to Rebels' rich tradition; NFL hallway outside the team meeting room.






LOCKER ROOM

The Rebels' locker room is no ordinary one. A massive renovation and expansion gave the players access to new lounge areas with video games, arcade games, pool and ping pong tables, computer work stations, a kitchenette and an abundance of couches and chairs. A two-chair barber shop is one of the most exciting new features in the locker room. Renamed the Van Devender Family Foundation Locker Room, it gives Ole Miss players easy access to the indoor field, the Mattingly Family Equipment Room and the training room.

See page 207 for more information.



(Right, clockwise) - Lockers are wide and open, and former Ole Miss All-Americans, NFL stars and other football alums are recognized throughout the facility; Players don't even have to leave the facility to get a fresh haircut; Players train on the Jordan Family Field; Player lounge areas include games such as pool tables and shufflepuck.

HEALTH & SPORTS PERFORMANCE



"Our team of Health and Sports Performance professionals strive to provide quality health and sports performance services based on the latest in health and strength training research. By doing this we hope to not only provide our student-athletes with a better chance of winning on the field, but also give them an opportunity to lead a healthy lifestyle."

- Shannon Singletary, Senior Associate A.D. for Health & Sports Performance

See page 210 for more information.



The Manning Center training room underwent a \$1.2 million renovation this year.

STRENGTH AND CONDITIONING

“We will demand discipline, relentless-ness and intelligent effort while we work toward improving each athlete’s skill level. We will cultivate a high-energy, up-tempo environment where enthusiasm and competition will flourish.”

-Paul Jackson, Head Football Strength & Conditioning Coach



See page 210 for more information.





OUTSTANDING ATHLETICS

From Olympic gold medalist to Super Bowl winner to World Series champion, Ole Miss Rebels can be found at the pinnacle of many sports.

(Clockwise from top) - Ole Miss women's golf won its first SEC Championship in 2019; Six-time world champion, 11-time USA champion and 2012 Olympic gold medal long jumper **Brittney Reese**; Oxford native **Sam Kendricks** was an Olympic bronze medalist in 2016 and has claimed eight of the last nine U.S. pole vault titles he has competed in; **Rafaelle Souza** was a starting defender on the Brazilian national team during the 2015 Women's World Cup and played in the 2016 Rio Olympics; **Drew Pomeranz** was a member of the 2018 World Series Champion Boston Red Sox pitching staff, the 11th Rebel to be on a World Series winning team.



POSTSEASON PEDIGREE

- 13 Rebel sports competed in an NCAA Postseason in 2018-19
- Ole Miss has won four SEC team titles in the last three years



Baseball hosted its own NCAA Regional for the ninth time in program history and punched its ticket to Super Regionals for the sixth time after defeating Jacksonville State in the title game.



Men's Basketball took the SEC by storm in head coach Kermit Davis' first season in Oxford, rising as high as No. 18 nationally and earning a No. 8 seed in the NCAA Tournament.



Men's Golf earned a bid to the NCAA Regional for the third straight season and the 12th time in program history, entering the regional ranked as the No. 9 seed in competition.



Soccer earned its second straight NCAA Tournament bid after finishing third in SEC play, the best conference finish since 2005. Ole Miss advanced to the Second Round after beating No. 25 Clemson.



Softball hosted an NCAA Regional and advanced to Super Regionals for the second time in three years after recording the highest SEC finish (fifth) and second-most wins (41) in program history.



Men's Tennis earned its 26th consecutive bid to the NCAA Tournament, while Tim Sandkaulen advanced to the second round of the NCAA Singles Championships.



Ole Miss won the 2018 SEC **Men's Cross Country** title, the first in program history. The Rebel men went on to finish 17th at the NCAA Championships and the women 22nd, making Ole Miss one of seven schools nationally to place both in the top 25 each year since 2016.



Women's Golf won the 2019 SEC Championship in thrilling fashion, needing playoff holes in its final three matches before prevailing over South Carolina. Ole Miss went on to qualify for the NCAA Championships for the second time in as many years, finishing tied for 13th overall.

OLE MISS IN 2018-19

- 33 All-America selections
- 48 All-Conference selections
- 228 SEC Honor Roll selections

- 55 National academic honorees
- 13 Postseason team participants
- 15 Professional draft picks



OLE MISS
**IMPACT &
IMPROVEMENTS**

INITIATING IMPACT*

The University of Mississippi enables **43,121 jobs** across the state, which equates to **one of out of every 37 jobs** in Mississippi.

The total amount of additional income generated for Mississippi by Ole Miss alumni and the businesses that employ them **exceeded \$905 million** during FY 2016-17.

**Based on economic impact study conducted during FY 2016-17*



IMPROVING INFRASTRUCTURE

The new **South Campus Recreation Facility and Transportation Hub** includes **121,000 square feet** dedicated to the **health** and **wellness** of the Ole Miss community and serves as home to the William Magee Center for Wellness Education.

The newly renovated **Ole Miss Student Union** now boasts nearly **180,000 square feet** featuring an enhanced dining space, a transit hub, an expanded Barnes & Noble bookstore and coffee shop, as well as large ballroom.

ADDING VALUE TO MISSISSIPPI


Ole Miss graduates are the **best in the state** at finding employment and keeping it. Data from the U.S. Department of Education shows that after 10 years, **91.42 percent of Ole Miss graduates** are still employed.

The Mississippi Teacher Corps tackles the challenges of finding and producing more certified teachers for Mississippi's high-need public schools. The program has trained and placed **more than 750 teachers**, serving **57 high-need public school districts** across the Delta and north Mississippi.



THE UNIVERSITY of
MISSISSIPPI

olemiss.edu



Tens of thousands visitors enjoy the historic Square in downtown Oxford each year, including the famous Square Books bookstore.

- No. 2 College Town (Livability.com)
- No. 2 College Football Town (NCAA.com)
- Top 6 College Towns in America (USA Today)
- Top 10 Coolest College Towns in America (Travel & Leisure)
- Top 20 Best Small Towns in America (Smithsonian)
- Top 100 Places to Live (Money Magazine)

OXFORD, MISSISSIPPI


Touted as the “Cultural Mecca of the South,” creativity abounds in Oxford as musicians, artists and writers alike find inspiration in Oxford’s rich history, small-town charm and creative community. Nobel Prize winning author William Faulkner made his home here and many have followed in his footsteps. Oxford is also known for its exceptional culinary experiences at the many restaurants, from down-home cooking to upscale creations.

“The boys were extremely excited to come to Oxford. I think as a ballclub, with our players and all of the parents talking, I think we are falling in love with Oxford, the people here, how we are being treated and the hospitality. I think we are going to have a lot of people rooting for Ole Miss in every sport down the road after the experience they have given us here.”

- Mike Gambino, Boston College baseball coach (at the 2016 NCAA Oxford Regional)



Ole Miss sporting events regularly attract such celebrities as movie stars Samuel L. Jackson and Woody Harrelson.



In addition to the popular Double Decker Arts Festival that brings thousands of visitors to Oxford each April, the town’s thriving music scene has welcomed such acts as Snoop Dogg, Willie Nelson, B.B. King, Brad Paisley, Zac Brown Band, Thomas Rhett, Three 6 Mafia and Wilco. Artists that have recorded at local Sweet Tea Studios include the Counting Crows, Gavin DeGraw, Ben Folds, the Hives, Jars of Clay and Modest Mouse. Oxford’s Lyric has been named one of the top 100 music club venues in the world by Pollstar, the leading concert industry trade publication.



COMMUNITY INVOLVEMENT

The people of Oxford offer tremendous support to the Ole Miss athletics teams, and the Rebel student-athletes return that support by being actively involved in both the Oxford and University communities. Among the worthwhile activities that Ole Miss student-athletes regularly participate in are assisting with reading programs at local schools such as “Reading with the Rebels,” visiting patients in area hospitals, being mentors to elementary school students, visiting senior adults at local retirement centers, holding several “Meet the Rebels” days throughout the year, and giving numerous talks on subjects such as drug awareness and staying in school to area students. Additionally, over recent five spring breaks, members of the football team have done mission work in such locales as Panama, Haiti and the Mississippi Delta.

See page 211 for more information.



(Clockwise from top) - Ole Miss Athletics hosted students from the Marks Project in several activities throughout the year, providing tutoring to Quitman County middle schoolers from football players including **Armani Linton, Marquis Haynes, Javon Patterson and Sean Rawlings; Talbot Buys, Armani Linton and Chad Kelly** were among the football players and coaches that spent their 2016 spring break in Haiti, working to provide clean water systems for villagers in Camp Marie; **Jordan Ta’amu** stops by a local elementary school to speak to students; **Marquis Haynes and Javon Patterson** spend time with elementary students as part of the “Reading with the Rebels” program.





HEAD COACH MATT LUKE

Matt Luke was born a Rebel. His family has ties to Ole Miss that span three generations. Now, he has achieved a lifelong dream by taking over the reins of his alma mater. After serving as interim head coach for the 2017 season, Ole Miss made it official on Nov. 27, 2017, removing the interim tag and introducing Luke as the 38th head coach in program history.

Headed into his third year at the helm, Luke has bolstered his staff by adding more than 60 years of coaching experience with the addition of new coordinators and former Pac 12 Coach of the Year winners, Mike MacIntyre and Rich Rodriguez. The Gulfport native continued that momentum by assembling a top-25 recruiting class in February.

Luke's 2018 Rebels finished amongst the top 20 nationally in multiple statistical categories including total offense, passing yards per completion, passing efficiency, fumbles lost and defensive touchdowns.

Nine Rebels received invitations to the 2019 NFL Combine, the fourth-most invitees by any school in the country. Six were drafted, which is Ole Miss' most since 1971.

In his first year at Ole Miss, Luke faced the daunting challenge of taking over the team just a week before 2017 fall camp and responded by helping the Rebels bounce back from a losing season to post a 6-6 record. Ole Miss won three of its final four games, including a 31-28 road victory at Mississippi State to return the Golden Egg to Oxford.

During his 25 years as a player and coach at the collegiate level, Luke has risen through the ranks while learning from a number of successful veteran coaches. He has worked alongside national champion Tennessee coach Phillip Fulmer, Duke head coach David Cutcliffe and former Ole Miss head coach Tommy Tuberville, among others. On the field, he has mentored 17 all-league selections as well as All-Americans and first-round draft

picks Laremy Tunsil and Laken Tomlinson.

Luke, a four-year center for the Rebels (1995-98), just wrapped up his 11th season as a coach at Ole Miss. Prior to taking over as interim head coach, Luke spent five seasons as the team's co-offensive coordinator and offensive line coach. During his first stop in Oxford (2002-05), Luke served four seasons coaching the Ole Miss tight ends and offensive line under Cutcliffe.

Since returning to Oxford in 2012, Luke has helped the Rebels earn four bowl berths, including a 10-3 record and Sugar Bowl victory to cap the 2015 season.

Luke's 2018 Rebels saw breakout performances from all three phases of the game.

A.J. Brown, earned multiple All-America honors after a season that saw him become Ole Miss' all-time leading receiving in yards, as well as set single-season marks in both receiving yards and receptions. Senior quarterback Jordan Ta'amu led the SEC and ranked fourth nationally with 326.5 yards passing per game. Ta'amu's 3,918 passing yards were second-most on the Ole Miss single-season charts.

Sophomore MoMo Sanogo led the Rebel defense with 112 tackles and became just the second Ole Miss player in the last 12 years to tally 100-plus tackles in a single season.

Luke also saw sophomore kicker Luke Logan finish the season second in the Ole Miss record books for the most field goals in a single season (22) and total points scored (111).

In Luke's first season as head coach, Brown led the SEC in multiple receiving categories, while senior running back Jordan Wilkins became just the fifth Rebel to surpass the 1,000-yard mark in a single season. Two different quarterbacks threw for 350 or more yards in three games during the 2017 season, becoming just the fourth FBS team in the last 20 seasons to

accomplish that feat.

The 2017 Rebel defense finished the season strong, forcing five turnovers in the season finale win against Mississippi State. Senior linebacker DeMarquis Gates finished the season with 114 tackles, the most in a single season since Patrick Willis had 137 in 2006.

Luke also saw senior kicker Gary Wunderlich become Ole Miss' career record-holder in points scored (350), points kicking (350), field goals made (64), PATs made (158) and PATs attempted (162).

Luke has also made waves in the world of recruiting. His first two recruiting classes as a head coach ranked in the top 25 nationally. As the offensive line coach with the Rebels, Luke was ranked eighth amongst recruiters in 2016 by 247Sports.

Under Luke's tutelage, the 2016 offensive line helped Ole Miss lead the SEC in passing for the second consecutive year (314.9 ypg) and rank 13th nationally. The Rebels averaged 464.3 yards in total offense, good enough for third in the SEC. Luke also mentored left tackle Greg Little to a Freshman All-American season. He coached Javon Patterson, Sean Rawlings and Rod Taylor to play multiple spots on the line as well.

In 2015, Luke's offensive line paved the way for the Rebels to have a record-breaking year on that side of the ball. Ole Miss set program records for scoring (531), touchdowns (68), total offense (6,731), passing yards (4,351) and passing touchdowns (35), among others. The Rebels led the SEC and were top 10 nationally in scoring (40.8), total offense (517.8 ypg) and passing (334.7 ypg).

In 2015, senior Fahn Cooper collected the third-ever Kent Hull Trophy, presented to the most outstanding offensive lineman in Mississippi, making Luke the coach of back-to-back Hull Trophy winners. Tunsil won the award in 2014. In three years of

college, Tunsil played in 29 games with 26 starts at left tackle and surrendered only two sacks.

Luke helped develop both Tunsil and Cooper into NFL draft picks. Tunsil was taken 13th overall by the Miami Dolphins, and Cooper was selected in the fifth round by the San Francisco 49ers in the 2016 draft.

Having to replace three starters due to graduation, Luke helped the 2014 Rebel squad rank seventh in the SEC in total offense (419.1 ypg) and yards per play (6.0). The offensive line also helped the Rebels rank fifth in the SEC and 37th nationally in passing offense (263.6 ypg).

As a unit, the offensive line helped pave the way for Ole Miss to rack up 500 or more total yards in four games last year, including a season-high 640 total yards, the second-most in school history, against Presbyterian.

In 2013, Luke helped oversee a Rebel offense that broke the then-school record for total offense (473.3 ypg). The Rebels ranked third in the SEC in passing offense (283.3 ypg) and fifth in total offense, while finishing top 25 in the NCAA in both categories.

As a unit, the offensive line helped pave the way for the Rebels to rack up 500 or more total yards in five games, including a program-record 751 against Troy.

His guidance of the offensive line included plugging in star freshman Tunsil to the starting lineup early in the 2013 season and seeing immediate results. One of only two true freshmen in the country to be a full-time starter at left tackle, Tunsil allowed just one sack while protecting quarterback Bo Wallace's blind side. When Tunsil was named to the AP All-SEC second team, he became one of the first two true freshmen in school history to be tabbed All-SEC (along with TE Evan Ingram).

In 2012, Luke helped Ole Miss improve in almost all offensive categories from the previous season, including total yards per game and points per game.

Luke developed an inexperienced offensive line into a unit that could hold its own in the SEC, as the Rebels ranked fifth in the league in rushing (173.9 ypg), up from 10th the previous year (129.6 ypg).

A former Rebel player and assistant coach, Luke spent the previous four seasons as Duke's offensive coordinator/running game while coaching the offensive line. His line ranked among the ACC's top five in fewest sacks allowed throughout his tenure, including finishing third in 2009 and 2010.

Luke's 2010 offensive front helped Duke to its highest yards per game average since 1989 as Sean Renfree became the fourth quarterback in school history to throw for 3,000 or more yards in a single season. Nearly doubling its rushing totals from the previous year, the Blue Devil run game produced 19 touchdowns - Duke's highest total since 1995 - and the squad repeated that total again in 2011.

Under Luke's guidance, both guard Dave Harding and tackle Perry Simmons received Freshman All-America honors in 2010. In 2009, guard Brian Moore was a Freshman All-ACC pick by Sporting News. Guard Laken Tomlinson went on to be the 28th overall pick in the 2015 NFL Draft.

Luke came to Duke following two seasons at Tennessee where he served as recruiting coordinator while coaching the tight ends and assisting with the offensive line. During his two-year stay (2006-07) in Knoxville, the Volunteers went 19-8 with an SEC Eastern Division championship and two appearances in the Outback Bowl.

A native of Gulfport, Mississippi, Luke lettered four seasons (1995-98) as a center at Ole Miss. A starter in 33 career games for the Rebels, he served as team captain in 1998 as Ole Miss posted a 7-5 ledger and defeated Texas Tech in the Independence Bowl. He was named the 1998 Ole Miss Most Valuable Senior by the Jackson (Miss.) Touchdown Club and twice earned Academic All-SEC honors.

Following his playing career, he served as a student assistant coach at Ole Miss in 1999, helping the Rebels to an 8-4 mark with regular-season wins against Auburn, South Carolina, LSU and Arkansas as well as a 27-25 triumph over Oklahoma in the Independence Bowl. He graduated in May 2000 with a degree in business administration.

Luke then spent two years (2000-01) coaching the offensive line at Murray State before returning to his alma mater to guide the Rebel tight ends and offensive line for four seasons (2002-05).

Born Oct. 29, 1976, Luke is married to the former Ashley Grantham of Oxford, Mississippi, and the couple has two sons, Harrison (born Feb. 18, 2008) and Cooper (born July 20, 2011). His father, Tommy, was a defensive back at Ole Miss in the 1960s while his brother, Tom, quarterbacked the Rebels from 1989-91. Tom is also on the Ole Miss football staff as assistant athletics director for player development.

ACCOMPLISHMENTS UNDER MATT LUKE

- His first two recruiting classes as head coach have ranked top-25 nationally.
- 10 NFL Draft picks (6 in 2019, 4 in 2018).
- Nine Rebels received invitations to the 2019 NFL Combine, the fourth-most invitees of any school in the country
- A.J. Brown became the all-time leading receiver in Ole Miss history (2,984 yards), while setting school records for receiving yards (1,320 in 2018) and receiving touchdowns (11 in 2017) in a single season.
- Two Rebels recording at least 100 tackles in a single season: DeMarquis Gates with 114 in 2017 and MoMo Sanogo with 112 in 2018. Gates' 114 tackles were the most in a single season since 2006.
- In 2018, Jordan Ta'amu led the SEC and ranked fourth nationally with 326.5 passing yards per game.
- Concluded the 2017 season by leading the Rebels to an upset victory over rival Mississippi State in the Egg Bowl.
- In 2017, Jordan Wilkins rushed for 1,011 yards to become the fifth Rebel in school history to rush for at least 1,000 yards.
- During his 2017 senior season, defensive end Marquis Haynes broke the Ole Miss modern-era record for career sacks (32) and tackles for loss (47.5).
- Kicker Gary Wunderlich became Ole Miss' career record-holder in points scored (350), points kicking (350), field goals made (64), PATs made (158) and PATs attempted (162).
- Two quarterbacks recorded three games of at least 350 passing yards in 2017, the fourth FBS team in the past 20 seasons to accomplish the feat.



In his first Egg Bowl as Ole Miss head coach, Matt Luke led the Rebels into Starkville and upset No. 14 Mississippi State 31-28. On Thanksgiving night in front of a national TV audience, the Landshark defense forced five turnovers, while A.J. Brown (167 yards receiving) and Jordan Wilkins (110 yards rushing) had big nights on the offensive side of the ball. The complete team performance brought the Golden Egg back to Oxford and capped off Luke's debut season as head coach.

MATT LUKE BREAKDOWN

COACHING CAREER

- 2017-Pres..... Ole Miss
- 2012-16..... Ole Miss@&
- 2008-11..... Duke@
- 2006-07..... Tennessee#
- 2002-05..... Ole Miss%
- 2000-01..... Murray State%
- 1999..... Ole Miss+

@ served as offensive coordinator during tenure

% served as offensive line coach during tenure

served as recruiting coordinator during tenure

+ served as student coach during tenure

PERSONAL

- Ranked as the No. 8 recruiter in 2016 by 247Sports.
- Mentored two-time All-American and three-time All-SEC left tackle Laremy Tunsil.
- Helped tackles Tunsil and Fahn Cooper get drafted in the first and fifth rounds, respectively, of the 2016 NFL Draft.
- At Duke, his offensive line ranked among the ACC's top five in fewest sacks allowed throughout his tenure, including finishing third in 2009 and 2010.
- Served at the recruiting coordinator at Tennessee where his 2007 class was rated third-best nationally by Rivals.com and fourth-best in the country by Scout.com.
- Lettered four seasons (1995-98) as a center at Ole Miss.
- Graduated in May of 2000 with a degree in business administration.
- He and his wife, Ashley, have two sons, Harrison and Cooper.



The Luke family (clockwise): Matt, Harrison, Cooper, Ashley

WHAT THEY ARE SAYING ABOUT LUKE



DEUCE MCALLISTER

NFL RB (2001-08), TWO-TIME PRO BOWLER
OLE MISS (1997-2000), ALL-TIME LEADING
RUSHER

"When we played together, I remember a game where Matt could barely walk. He was limping down the field, and I tried to tell him that he needs to get out of the game, but he said, 'I need to stay with my guys. My offensive line has fought too hard for me to not participate in this game.' He wasn't the biggest or strongest guy but he gave it all he had, and he will know when a guy isn't doing that. He will love his players, and he will be able to get that full effort out of them. I'm excited and happy for Matt - I'm looking forward to supporting not only him but my Ole Miss Rebel family. Those guys on the team are a part of it because they wear the Red and Blue just like I did."



PHILLIP FULMER

TENNESSEE HEAD COACH (1992-2008)

"Matt is a great friend, a great family man and a really great football coach. I doubt that there's anybody out there that loves Ole Miss more than him. He's passionate when he talks about the Rebels, and his blood is as pure Ole Miss as anyone's could possibly be. He'll do a great job, and I have confidence in him being an outstanding head coach."



DAVID CUTCLIFFE

DUKE HEAD COACH

"The first experience I had with Matt Luke was as a player when I was hired as the head coach at Ole Miss in December of 1998. We inherited Matt as a senior starter at center for the Independence Bowl versus Texas Tech. With a new staff and coaching one game for a team that was completely entrenched in its own terminology and system, it was going to be close to impossible for us to install an offense that made sense to both players and coaches. I sat down with Matt and was amazed at his football knowledge as a player. Matt was able to take the offense we wanted to use in the game and translate it into terms his teammates would best understand. I knew then he would become a special football coach."

"We hired Matt at Ole Miss to coach tight ends and he continued with us in that role at Tennessee before becoming our offensive line coach here at Duke. Matt has a great pedigree in coaching. He has been exposed to numerous outstanding coaches, as well as having coached some great players in his own right. Matt is an outstanding recruiter, very positive, energetic and easily liked by his players."



mike
MACINTYRE

Assistant Coach • Defensive Coordinator/Safeties

5th Season



MIKE MACINTYRE BREAKDOWN

COACHING CAREER

- 2019-Pres..... Ole Miss@
- 2013-18..... Colorado\$
- 2010-12..... San Jose State\$
- 2008-09..... Duke@
- 2007 New York Jets#
- 2003-06..... Dallas Cowboys#
- 2001-02..... Ole Miss#
- 1999-2000 Ole Miss%
- 1997-98..... Temple@
- 1993-96..... UT Martin@
- 1992 Davidson@
- 1990-91 Georgia^

@ served as defensive coordinator during tenure

served as defensive backs coach during tenure

\$ served as head coach during tenure

% served as wide receivers coach during tenure

^ served as a graduate assistant during tenure

PERSONAL

- Holds 29 years of coaching experience (24 in college, five in the NFL), including nine as a head coach.
- Earned consensus national coach of the year honors while at Colorado in 2016.
- Turned programs around from winning one game in a season to 10 games in a season at both San Jose State and Colorado.
- Helped take the Dallas Cowboys to two NFL playoff appearances working for legendary head coach Bill Parcells.
- Recruited Eli Manning and Patrick Willis, NFL Pro Bowlers and all-time Rebel greats, to Ole Miss.
- He and his wife, Trisha, have three children, Jennifer, Jay and Jonston.

Mike MacIntyre, a two-time national coach of the year and coaching veteran with nearly three decades of experience, was announced as Ole Miss' defensive coordinator on Dec. 10, 2018.

MacIntyre spent the last six seasons as head coach at the University of Colorado, earning 2016 consensus national coach of the year honors after leading the Buffaloes to their first 10-win season in 15 years. He also received 2009 national assistant coach of the year accolades while defensive coordinator at Duke University, where he served alongside Luke.

A 29-year coaching veteran, including five seasons in the NFL, MacIntyre returns to Oxford for his second stint with the Ole Miss program after working on the Rebels' staff with Luke from 1999-2002.

Turnarounds have been a trademark of MacIntyre's career. In 2013, he took over a Colorado team that was coming off a 1-11 season, and four years later, directed the Buffs to a 10-3 mark and their first appearance in the Pac-12 Championship Game.

Colorado was tied with five others for most improved in the nation overall and the most improved all-time in Pac-12 league games in 2016. The Buffaloes became just the ninth team among Power-5 schools since 1972 to win 10 or more games after finishing the previous season with four or fewer wins.

In 2015, the CU defense improved by as many as 50 spots nationally in many major defensive areas. The biggest jump came in points allowed per game, slicing off 11.5 from the previous year, the fifth-best improvement in all of FBS.

The turnaround at Colorado came just a few years after MacIntyre similarly resuscitated a San Jose State team from a 1-12 record in 2010 to one that finished 10-2 in 2012 and was nationally ranked and garnered AFCA National Coach of the Year distinction for MacIntyre. His SJSU teams won 12 of his final 14 games there.

In recording their first 10-win season since 1987, the Spartans did it with a defense that ranked among the national leaders in many statistical categories. The opportunistic Spartans were the co-national leaders with 20 fumble recoveries and were tied for fourth in turnovers gained (33).

MacIntyre arrived at San Jose State after two years as the defensive coordinator at Duke, where he was reunited with David Cutcliffe, who was the Rebels' coach during MacIntyre's first go-around at Ole Miss.

In his first season in Durham (2008), the Blue Devils allowed 67.4 fewer yards and 9.8 fewer points per game than the previous season. The American Football Coaches Association (AFCA) named MacIntyre its 2009 FBS Assistant Coach of the Year as the Blue

Devil defenses were among Duke's best statistically over a 20-year span.

Prior to returning to college ball, MacIntyre spent five seasons in the National Football League with the New York Jets (2007) and Dallas Cowboys (2003-06) coaching defensive backs. Working for legendary coach Bill Parcells, the Cowboys returned to the NFL playoffs in 2003 and again in 2006 after missing out on postseason competition during the 2000 through 2002 seasons.

MacIntyre served as Ole Miss' secondary coach during the 2001 and 2002 seasons after spending his first two years in Oxford as the wide receivers coach. The Rebels posted a 29-19 record in that time with bowl appearances in the 1999 and 2002 Independence Bowls and the 2000 Music City Bowl. The 2001 Rebels ranked fifth nationally in pass defense, allowing just 161.3 yards per game.

At Ole Miss, among his recruits were two high profile student-athletes, quarterback Eli Manning and linebacker Patrick Willis. He has mentored many current and former NFL players including recently retired former Dallas and Cincinnati safety Roy Williams, a five-time Pro Bowl player.

He began his coaching career as a graduate assistant at the University of Georgia, working two years (1990-91) in that capacity. He then coached one year as the defensive coordinator at Davidson (1992), four years at Tennessee Martin (1993-96) and two seasons at Temple (1997-98).

A 1989 graduate of Georgia Tech, he lettered twice (1987-88) at free safety and punt returner for legendary head coach Bobby Ross. Prior to becoming a Yellow Jacket, MacIntyre played two seasons (1984-85) at Vanderbilt for his father, George, the head coach of the Commodores from 1979-85.

MacIntyre earned a bachelor's degree in business management from Georgia Tech and his master's in education with an emphasis on sports management from Georgia in 1991.

MacIntyre, 54, and his wife Trisha have three children: Jennifer, Jay and Jonston.



rich
RODRIGUEZ

Assistant Coach • Offensive Coordinator/Quarterbacks

1st Season



RICH RODRIGUEZ BREAKDOWN

COACHING CAREER

- 2019-Pres..... Ole Miss@
- 2012-17..... Arizona#
- 2008-10..... Michigan#
- 2001-07..... West Virginia#
- 1999-2000..... Clemson@%
- 1997-98..... Tulane@^
- 1990-96..... Glenville State##
- 1989..... West Virginia&
- 1988..... Salem#
- 1987..... Salem%
- 1986..... Salem

@ served as offensive coordinator during tenure
 # served as head coach during tenure
 % served as assistant/associate head coach during tenure
 ^ served as quarterbacks coach during tenure
 & served as outside linebackers coach during tenure
 * served as secondary coach and special teams coordinator during tenure

PERSONAL

- Holds 32 years of coaching experience, including 24 as a head coach.
- Five-time conference coach of the year in three different leagues.
- Coached Arizona to 33 wins in his first four seasons, the most in school history over a four-year span.
- Led West Virginia to four Big East titles.
- Mentored electric quarterbacks Khalil Tate (Arizona), Denard Robinson (Michigan) and Pat White (West Virginia).
- He and his wife, Rita, have two children, Raquel and Rhett.

Rich Rodriguez, considered one of the top offensive minds in college football, was announced as Ole Miss' offensive coordinator on Dec. 30, 2018.

A 32-year coaching veteran, Rodriguez brings 24 years of head coaching experience, including stints at West Virginia, Michigan and Arizona, and has been named conference coach of the year five times in three different leagues. Rodriguez's zone read concepts he invented more than two decades ago have since become a component of most modern-day college offenses.

Rodriguez last served as head coach at Arizona from 2012-17, earning Pac-12 Coach of the Year honors in 2014 after leading the Wildcats to their first 10-win season in over 15 years. His career also includes three 10-win seasons at WVU.

In his six years at Arizona, Rodriguez helped the Wildcats establish themselves as one of the most explosive offensive programs in the Pac-12. Arizona tied or set more than 100 offensive school records, including single-game records for categories such as most points, total yards, rushing yards, passing yards and even biggest comeback. New all-time leaders were set for career rushing and all-purpose yardage, while the top freshman rushing and passing seasons were also rewritten under Rodriguez's tutelage.

Among the numerous accomplishments, Rodriguez led the Wildcats to 33 wins in his first four seasons, a tally that was the most in school history over a four-year period. Included were four consecutive bowl berths, another feat previously never accomplished at the school. Those four seasons all had one notable achievement in common: each earned a win over an Associated Press top-10 team.

In 2017, Rodriguez helped orchestrate a Wildcat offense that led the Pac-12 and finished top-15 nationally in rushing offense (309.3 ypg), total offense (489.5 ypg) and scoring (41.3 ppg). Arizona set school records in total points, rushing yards and rushing touchdowns in 2017.

In 2016, Rodriguez was able to produce the Pac-12's top rushing attack, which churned out 235.0 yards per game, ninth-best in school history. The highlight was a season-ending blowout of rival Arizona State, in which the Wildcats set a school record with 511 rushing yards to claim the Territorial Cup championship for the second time in the last three seasons.

Rodriguez's most successful season in Tucson came during the 2014 season which was highlighted by a 10-4 record, a Pac-12 South Championship, a Fiesta Bowl berth and winning the Territorial Cup game against ASU. Arizona finished the regular season with 10 wins for only the third time in program

history as Rodriguez was named the Pac-12 Coach of the Year.

Prior to Arizona, Rodriguez served as head coach at Michigan from 2008 to 2010 where he once again tutored a young quarterback in Denard Robinson.

As a sophomore in 2010, Robinson set the single-season Division I FBS record for rushing yards by a quarterback and became the only player in National Collegiate Athletic Association (NCAA) history to both pass and rush for 1,500 yards on his way to earning first-team All-America honors.

Rodriguez made a Division I statement as head coach at West Virginia from 2001-07, where he compiled a 60-26 record, won four Big East Conference titles and was a two-time Big East Coach of the Year.

Rodriguez's West Virginia teams were Big East Champions in 2003, 2004, 2005 and 2007 while appearing in two BCS bowls, the 2005 Sugar Bowl with a victory over Georgia for an 11-1 record and a victory over Oklahoma in the 2007 Fiesta Bowl to finish 10-2 shortly after Rodriguez had left for Michigan.

Before accepting the position at West Virginia, Rodriguez served as offensive coordinator and associate head coach for Tommy Bowden at Clemson in 1999 and 2000, with the Tigers recording a 15-9 record in two seasons. He was offensive coordinator and quarterbacks coach for Bowden at Tulane for two years prior to that, 1997-98, when he helped lead the Green Wave to a 19-4 mark, including an undefeated 12-0 season with the Conference USA Champs and Liberty Bowl victors in 1998.

Prior to West Virginia, Rodriguez served as head coach at NAIA Glenville State. While at Glenville State, his teams won or shared four consecutive West Virginia Intercollegiate Athletic Conference titles and he was named WVIAC Coach of the Year in 1993 and 1994, as well as the NAIA Coach of the Year after leading his team to a national runner-up finish.

Rodriguez got his full-time coaching career started at Salem College. While at Salem, he was a secondary coach and special teams coordinator in 1986 and assistant head coach and defensive coordinator in 1987. He became the youngest head coach in college football when appointed by Salem in 1988 at age 24.

Rodriguez graduated from West Virginia in 1986, where he started as a walk-on in 1981 and became a three-year letterwinner as a defensive back from 1982-84. He added a master's degree from Salem in 1987. He is a native of Grant Town, West Virginia, and graduated from North Marion High School.

Rodriguez, 56, and his wife Rita have two children Raquel and Rhett.



jack
BICKNELL JR.

Assistant Coach • Offensive Line

3rd Season



JACK BICKNELL JR. BREAKDOWN

COACHING CAREER

- 2017-Pres..... Ole Miss@
- 2014-15..... Miami Dolphins%
- 2013 Pittsburgh Steelers@
- 2012 Kansas City Chiefs@
- 2009-11..... New York Giants%
- 2007-08..... Boston College\$@
- 1999-2006 Louisiana Tech#
- 1997-98..... Louisiana Tech@
- 1993-96..... New Hampshire@
- 1987-92..... New Hampshire^
- 1985-86..... Boston College+

@ served as offensive line coach during tenure

served as head coach during tenure

\$ served as assistant head coach during tenure

% served as assistant offensive line coach during tenure

^ served as defensive line coach during tenure

+ served as graduate assistant during tenure

PERSONAL

- Holds 32 years of coaching experience (25 years in college, seven in the NFL).
- In his two seasons at Ole Miss, coached Greg Little to All-SEC honors
- Won Super Bowl XLII as a member of the New York Giants coaching staff.
- Won 43 games as Louisiana Tech head coach, the third-most in school history.
- Coached NFL Pro Bowlers David Diehl, Sean O'Hara, Mike Pouncey and Chris Snee.
- His father, Jack, was the head at Boston College from 1981-90, and his brother, Bob was an assistant coach at in the NFL and college football.
- He and his wife, Helen, have three children, John, Katelyn and Alyse.

Jack Bicknell Jr. is in his third season as offensive line coach and was Luke's first hire after taking over interim head coaching duties in 2017. Bicknell has 33 years of coaching experience, including 25 years in college and seven seasons in the National Football League.

Bicknell's second season in Oxford saw an offensive line protect quarterback Jordan Ta'amu, who threw for an SEC-best 326.5 passing yards per game to rank fourth nationally. Left tackle Greg Little earned first team All-SEC accolades before becoming the highest Rebel drafted in the 2019 NFL Draft. The second team All-American was taken in the second round (37th overall) by the Carolina Panthers.

In his first year in Oxford, Bicknell coached an offensive line that protected Ole Miss quarterbacks and allowed them to throw for a conference-leading 328.4 yards per game (11th nationally). With the help of the offensive line, the Rebels ranked second in the SEC in total offense (462.3 ypg) and sixth nationally in red zone offense (.953). Under Bicknell's guidance, Little earned second team All-SEC honors in just his second season as a Rebel.

Bicknell spent eight seasons as the head coach at Louisiana Tech (1999-2006), where his 43 victories are still the third-most in school history. Following the 2001 season, he was named WAC Coach of the Year after leading the Bulldogs to a conference championship in its first year of membership. Bicknell also served as the Bulldogs' offensive line coach from 1997-98.

Bicknell joined the Ole Miss staff after spending two seasons as assistant offensive line coach with the NFL's Miami Dolphins. Working with offensive line coach John Benton, Bicknell assisted to guide the Dolphins' offensive line that helped protect quarterback Ryan Tannehill during a pair of 4,000-yard passing seasons. Bicknell's line also paved the way for running back Lamar Miller to rush for 1,971 yards over the 2014 and 2015 seasons.

In 2014, the Dolphins produced 361 first downs, tied for the second-most in franchise history and most since 1985 when the team had the same amount.

Bicknell coached a variety of offensive linemen who found success under his watch. Despite missing the first four games of the season due to injury and making the switch to guard, Mike Pouncey was tabbed to his second-straight Pro Bowl in 2014. Tackle Ja'Wuan James became the eighth offensive lineman in Dolphins history to start all 16 games as a rookie, showing his versatility by starting nine games at right tackle and seven at left tackle en route to earning PFWA All-Rookie Team honors.

Bicknell came to Miami after spending the 2013 season as the offensive line coach for the Pittsburgh Steelers. While in Pittsburgh, Bicknell's unit helped running back Le'Veon Bell amass 1,259 yards from scrimmage, the most by a Steelers rookie.

Prior to joining the Steelers, Bicknell served as the offensive line coach for the Kansas City Chiefs in 2012 where he directed a unit that was instrumental in helping running back Jamaal Charles return to All-Pro form after an ACL injury cut short his 2011 season.

Bicknell began his NFL coaching career with the New York Giants in 2009 and was a member of a coaching staff that helped lead the franchise to its fourth Super Bowl title with a 21-17 victory over the New England Patriots on February 5, 2012. During the 2011 season, the Giants' line anchored an offense that finished fifth in the NFL in passing while only allowing 28 sacks.

Bicknell began his coaching career at his alma mater, Boston College, as a graduate assistant from 1985-86. Following his two seasons with the Eagles, Bicknell joined the staff at the University of New Hampshire in 1987 and spent 10 seasons with the Wildcats coaching the defensive line (1987-92) before moving to the offensive line (1993-96). Bicknell returned to Boston College in 2007 as the Eagles' assistant head coach/offensive line coach for two seasons (2007-08) before joining the Giants in the NFL.

A three-year letterwinner as an offensive lineman, Bicknell played collegiately for his father at Boston College from 1981-85 where he was the center for 1984 Heisman Trophy winning quarterback Doug Flutie. It was Bicknell who snapped the ball to Flutie on the final play of the Boston College/Miami game which led to one of the most memorable conclusions to a game in college football history. The Flutie "Hail Mary" game-winning touchdown pass to wide receiver Gerald Phelan propelled the Eagles over the Miami Hurricanes in the 1984 Orange Bowl. In Bicknell's final season at Boston College, he was honored with the Scanlon Award, the highest honor bestowed upon a Boston College football player, the Scarminach Award for athletic and academic excellence and the Dean's Award in the school of education.

Bicknell comes from a family of coaches. His father, Jack, was the head coach at Boston College (1981-90) prior to becoming the head coach of the Barcelona Dragons (1991-03) of NFL Europe.

Born in North Plainfield, New Jersey, Bicknell attended Orono (Maine) High School.

He and his wife, Helen, have three children, John, Katelyn and Alyse.



charles
CLARK

Assistant Coach • Cornerbacks

2nd Season



CHARLES CLARK BREAKDOWN

COACHING CAREER

- 2018-Pres..... Ole Miss@
- 2017 Oregon#
- 2015-16..... Colorado#
- 2013-14..... Colorado\$
- 2010-12..... San Jose State#
- 2009 Duke%
- 2008 Duke^

@ served as secondary coach during tenure
served as cornerbacks coach during tenure
\$ served as safeties coach during tenure
% served as graduate assistant during tenure
^ served as defensive quality control intern during tenure

PERSONAL

- Has coached seven players that have gone on to be selected in the NFL Draft.
- As safeties coach in 2016, Colorado finished second in the Pac-12 and 21st nationally in pass defense (193.6 ypg), while ranking third in the country in passing yards allowed per attempt (5.7).
- His defensive backs at San Jose State led the WAC in interceptions (15) and forced turnovers (31) in 2012.
- Played in 47 games as a Rebels, starting 34 straight games over his last three seasons. He tallied 198 tackles, three interceptions, 12 pass breakups and five fumble recoveries over his Ole Miss career.
- Graduated from Ole Miss in 2007 with a degree in banking and finance.
- Has one daughter, CadeMorgan, and one son, Charles IV.

Former Ole Miss defensive back Charles Clark returned to Oxford in January 2018 where he serves as assistant coach and works with the cornerbacks.

In his first season as an Ole Miss coach, Clark's mentored a group of cornerbacks that included Ken Webster. Chosen by the New England Patriots, Webster heard his name called in the seventh round of the 2019 NFL Draft. Clark also coached Myles Hartsfield, who broke up a team-high seven passes in 2018, as well as a freshman who played all 12 games in Keidron Smith.

Clark, a four-year letterwinner and three-year starter at safety for the Rebels from 2003-06, coached at Duke, San Jose State, Colorado and Oregon, where he spent the 2017 season as cornerbacks coach. Notably, his 2016 secondary with the Buffaloes ranked among the best in the nation.

During his time roaming the Ole Miss secondary, Clark appeared in 47 games, including 34 straight starts during his sophomore, junior and senior campaigns. The Green Cove Springs, Florida, native tallied 198 tackles, three interceptions, 12 pass breakups and five fumble recoveries during his Rebel career.

Prior to Oregon, Clark spent four seasons at Colorado, coaching safeties for two seasons before moving to cornerbacks for the 2015 and 2016 campaigns. Clark's secondary was instrumental in helping the Buffs to the 2016 Pac-12 Conference South Division title, finishing second in the league and 21st in the country in passing defense (193.6 ypg) and tied for third in the nation in passing yards allowed per attempt (5.7). Four of Clark's defensive backs earned Pac-12 all-conference honors, and three seniors in the secondary were drafted in the first four rounds of the NFL Draft.

Before Colorado, Clark coached defensive backs at San Jose State from 2010 to 2012. His unit led the WAC in interceptions (15) and forced turnovers (31) in 2012, and he helped to mold Duke Ihenacho into an All-Western Athletic Conference selection and future NFL player. Three of Clark's players earned WAC all-conference honors, and Peyton Thompson and Bene Benwikere joined Ihenacho as selections in the NFL Draft.

Clark began his coaching career at Duke in 2008, starting as a defensive quality control intern while also assisting the special teams coordinator and defensive assistant coaches. In 2009,

he was promoted to a graduate assistant position assigned to the defense and special teams.

Clark graduated from Ole Miss in 2007 with a degree in banking and finance, and he worked briefly in private business before entering the coaching profession.

Clark has one daughter, CadeMorgan, and one son, Charles IV.



jeff KOONZ

Assistant Coach • Inside Linebackers

1st Season



JEFF KOONZ BREAKDOWN

COACHING CAREER

- 2019-Pres..... Ole Miss@
- 2018 North Texas#
- 2017 North Texas#
- 2015-16..... Cincinnati#
- 2014 Cincinnati\$
- 2010-13..... Louisiana Tech#
- 2009 Texas%
- 2007-08..... Iowa State^
- 2005-06..... Texas&
- 2004 Auburn&

@ served as inside linebackers coach during tenure

served as linebackers coach during tenure

\$ served as safeties coach during tenure

% served as defensive quality control assistant during tenure

^ served as secondary coach during tenure

& served as graduate assistant during tenure

PERSONAL

- Has 15 years of coaching experience at the FBS level.
- Mentored Adrien Cole, first team All-WAC and 2011 WAC Defensive Player of the Year.
- As a defensive quality control assistant, helped Texas advance to the 2009 BCS national championship game.
- His father, also named Jeff Koonz, is currently the head coach at Holmes Community College.
- He and his wife, Maura, have two children: Mary Margaret and Jameson Jeffrey.

Jeff Koonz was hired as inside linebackers coach on March 7, 2019.

Koonz joined the Rebel program after spending the last two seasons at North Texas where he coached linebackers before being promoted to co-defensive coordinator prior to the 2018 season.

While at North Texas, the veteran assistant helped develop E.J. Ejiya during his time with the Mean Green. Ejiya led UNT in tackles, tackles for loss and sacks in each of the last two seasons.

Prior to joining the Mean Green staff as linebackers coach ahead of the 2017 season, Koonz served as the co-defensive coordinator/linebackers coach at the University of Cincinnati under former head coach Tommy Tuberville.

Koonz spent three years at Cincinnati, where he also coached safeties in 2014, his first year with the Bearcats, and linebackers in 2015.

In 2015, Koonz mentored second-team All-ACC selection Eric Wilson and freshman standout Bryce Jenkinson, who finished first (106) and third (59) on the team in tackles, respectively.

Cincinnati finished its 2014 campaign with a 9-4 record, an American Athletic Conference Championship and a matchup against Virginia Tech in the 2014 Military Bowl.

Prior to his move to Cincinnati, Koonz spent four seasons at Louisiana Tech. During the 2013 campaign, Tech's first as a member of Conference USA, Koonz directed a revamped linebacking corps, which was led by Conference USA honorable mention player Daniel Cobb, who finished the season with 82 total tackles.

In 2011, Tech's starting linebackers Adrien Cole and Jay Dudley accounted for 230 total tackles - 65 percent of Tech's tackles for the season. Cole led the team with 128 tackles and 13 tackles for a loss as he was named first team All-Western Athletic Conference and the WAC Defensive Player of the Year. Dudley was responsible for 102 tackles, eight tackles for a loss and four interceptions, three of which were returned for touchdowns.

In 2010, Koonz's first year at Louisiana Tech, three of his linebackers finished the season in the top four on the team in tackles, with Cole earning second-team All-WAC honors.

The Wallkill, New York, native previously served as a defensive quality control assistant at Texas, helping lead the Longhorns to a Big 12 title and an appearance in the 2009 Bowl Championship Series national championship game against Alabama. He also served at Texas as a graduate

assistant from 2005-06, and linebackers coach towards the conclusion of the 2006 season.

Prior to his second stint at Texas, Koonz was the secondary coach at Iowa State for two seasons under Gene Chizik, while also assisting with special teams from 2007-08.

Koonz was also a graduate assistant coach at Auburn during the 2004 campaign under Tuberville, coaching the secondary. While at Auburn, he worked on staffs that led the Tigers to the 2002 Capital One Bowl championship, a 2003 Music City Bowl victory, the 2004 SEC championship and a win in the 2004 Nokia Sugar Bowl.

He graduated from Auburn in 2004 with a bachelor's of science degree in physical education and received his master's degree in educational administration from Texas in 2006.

Koonz married the former Maura McDermott in July 2011 and the couple has a daughter, Mary Margaret, and a son, Jameson Jeffrey.

His father, also named Jeff Koonz, is currently the head coach at Holmes Community College in Goodman, Mississippi.



calvin
MAGEE

Assistant Coach • Tight Ends

1st Season



CALVIN MAGEE BREAKDOWN

COACHING CAREER

- 2017-Pres..... Ole Miss@
- 2018 New Mexico#%
- 2012-17..... Arizona@#\$
- 2011 Pittsburgh#%
- 2008-10..... Michigan#\$\$%
- 2007 West Virginia#\$\$%
- 2005-06..... West Virginia#%
- 2001-04..... West Virginia%
- 1999-2000 South Florida^
- 1997-98..... South Florida%
- 1996 South Florida@

@ served as tight ends coach during tenure
 # served as offensive coordinator during tenure
 \$ served as associate/assistant head coach during tenure
 % served as running backs coach during tenure
 ^ served as running game coordinator during tenure

PERSONAL

- Holds 23 years of coaching experience.
- Spent 12 of the past 14 seasons serving as offensive coordinator on Rich Rodriguez's staff.
- His offense at Arizona set school single-game records for scoring, total offense and rushing offense.
- Had a five-year playing career with the NFL's Tampa Bay Buccaneers.
- Was an All-American tight end at Southern University, inducted into its hall of fame in 2000.
- He and his wife, Rose, have two daughters, Jade and Jasmine, a son Bryson, two grandsons and a granddaughter.

Magee, a 23-year coaching veteran and former NFL tight end, was announced as Ole Miss' tight ends coach on Jan. 13, 2019 after spending the last 14 years as an offensive coordinator at the collegiate level.

Magee has coached 12 of his previous 14 seasons as the offensive coordinator on current Ole Miss offensive coordinator Rich Rodriguez's staff, and he has managed the spread option offense which Rodriguez has been widely credited for innovating.

He spent six years at the University of Arizona as co-offensive coordinator, associate head coach, tight ends coach and running backs coach. He also served as offensive coordinator and running backs coach at Pittsburgh, Michigan, West Virginia and most recently New Mexico.

While at Arizona, the Wildcats established the school's single-game records for team scoring, total offense and rushing offense.

In addition, Arizona produced three of its 10 highest single-game rushing performances and ranked third nationally in rushing in 2017 at 309.3 yards per game.

Magee served as assistant head coach and co-offensive coordinator at Pittsburgh in 2011 after coaching under Rodriguez for three years at Michigan (2008-10) and seven years at West Virginia (2001-07).

He was associate head coach, offensive coordinator and running backs coach at Michigan, and coached running backs throughout his tenure in Morgantown while adding the coordinator post his final three seasons and assistant head coach his last year at WVU.

He began his college coaching career at South Florida where he coached tight ends (1996), running backs (1997-1998) and served as running game coordinator the final two years.

Magee was an All-American tight end at Southern University, earning first-team honors in 1983 and 1984. He led the Jaguars each of his four seasons (1981-84) and was MVP of the 1985 Freedom Bowl.

A three-time All-Southwestern Athletic Conference selection, he was inducted into the Southern University Hall of Fame in 2000.

Following his playing tenure at Southern, he had a five-year stint in the National Football League with the Tampa Bay Buccaneers (1985-89).

A native of New Orleans, Magee earned a bachelor's degree from the University of South Florida

in 1990. He and his wife, Rosie, have two daughters, Jade and Jasmine, a son, Bryson, two grandsons and a granddaughter.



derrick
NIX

Assistant Coach • Running Backs

12th Season



DERRICK NIX BREAKDOWN

COACHING CAREER

- 2008-Pres..... Ole Miss
 - 2007 Atlanta Falcons
 - 2004-06..... Southern Miss
 - 2003 Southern Miss[^]
- [^]served as graduate assistant

PERSONAL

- In 2017, guided Jordan Wilkins, as the Rebel became the fifth running back in school history to rush for at least 1,000 yards in a season.
- Has coached record-setting Rebel running backs Brandon Bolden, Dexter McCluster, Jeff Scott and Jaylen Walton.
- Ranked as the No. 21 recruiter in 2014 by 247Sports.
- 2002 graduate of Southern Miss with a bachelor's degree in sports administration.
- First running back in Southern Miss and C-USA history to rush for 1,000 yards or more in three seasons.
- Selected as C-USA Freshman of the Year and first team Freshman All-American in 1998.
- Three-time all-conference selection.
- His brother, Tyrone, coaches the Rebel linebackers.
- He and his wife, Allison, have a daughter, Ava.

Derrick Nix is in his 12th year as Ole Miss' running backs coach.

At Ole Miss, Nix has tutored some of the most productive backs in school history in Dexter McCluster, Brandon Bolden, Jaylen Walton, Jordan Wilkins and Scottie Phillips, while the Rebels have ranked top-three in the SEC in rushing twice.

Ever since his arrival in Oxford, Nix has been one of the best recruiters in the SEC. He is known for his strong recruiting in the state of Mississippi, and 247 Sports ranked Nix as the No. 21 recruiter in the country in 2014.

Last year, Phillips made a smooth transition from junior college to the FBS ranks thanks to Nix's tutelage. He was on pace to become the second Rebel to eclipse 1,000 yards in as many seasons before an injury limited him over the final three games of the year. However, Phillips finished with 928 yards and 12 touchdowns on the ground, while Isaiah Woullard emerged with 510 all-purpose yards in his first season as a Rebel.

During the 2017 campaign, Wilkins thrived under Nix's guidance. The senior running back rushed for 1,011 yards to become just the fifth Rebel in school history to eclipse the 1,000-yard mark in a single season. Wilkins added 10 touchdowns (nine rushing, one receiving), as Ole Miss running backs accounted for 15 TDs throughout the year.

With a variety of running backs with different styles and strengths at his disposal, Nix helped the 2015 Ole Miss squad lead the SEC and rank top 10 nationally in scoring (40.8) and total offense (517.8 ypg). The Rebels eclipsed 600 yards of total offense in three games, a school record, and more than 200 yards rushing in six contests.

In 2013, Nix helped the Ole Miss offense rank top five in the SEC and top 25 nationally in total offense (473.3 ypg), which also broke the school record at the time. Led by a bevy of talented rushers, the Ole Miss ground game was a headache for many opposing defenses to try and stop.

In 2012, Nix helped the Rebel run game increase its average by 40 yards from 2011 to 2012. The Rebels finished fifth in the SEC with 173.8 rushing yards per game.

The Nix backfield stable helped Ole Miss register the third-best ground game in the SEC in 2010 (207.58 ypg), while Bolden ranked No. 5 in the league in rushing (976 yards). A Nix pupil for the duration of his career, Bolden finished second in school history in both total touchdowns (33) and rushing TDs (27), third in all-purpose yards (3,681) and fourth in rushing yards (2,604).

In 2009, McCluster became the first player in SEC

history with 1,000 rushing yards (1,169) and 500 receiving yards (520) in the same season.

In his first season with the Rebels, Nix helped construct a running attack that ranked second in the SEC. Using a balanced attack, the Rebels featured three rushers that piled up at least 500 rushing yards in McCluster (655), Cordera Eason (647) and Bolden (542).

Before arriving in Oxford, Nix spent 2007 in the NFL as offensive assistant and quality control coach for the Atlanta Falcons.

Nix, one of the best-known players to ever wear a Southern Miss uniform, began his four-year stint on the Golden Eagles sidelines as a defensive graduate assistant in 2003. The following year, Nix was promoted to tight ends coach before being appointed to the running backs coaching position, where he spent two years.

In 2006 under Nix's direction, the Southern Miss running backs ran for 2,378 yards and scored 23 touchdowns, the first time the Golden Eagles ran for over 2,000 yards since 1987. True freshman Damion Fletcher, who earned first team All-Conference USA honors and Freshman All-American honors, ran for 1,388 yards and scored 11 touchdowns, the second-most yards in a season in school history. Fletcher set the freshman rushing record at Southern Miss and for Conference USA, and he was also named a finalist for the Conerly Trophy, signifying the top player in the state of Mississippi.

In 2005, Nix got career-best years from youthful players Larry Thomas and Cody Hull. Thomas posted three 100-yard rushing performances, while Hull started the final two games of the year and recorded his first 100-yard rushing day in the New Orleans Bowl with 161 yards on 37 carries.

As the Golden Eagles' tight ends coach in 2004, Nix's crew, used primarily as blockers in the offensive scheme, was successful.

A three-time all-conference selection, Nix was a record-setting running back throughout his Southern Miss playing days and was named to the USM "Team of the Century."

Nix was the first Golden Eagle ever to rush for 1,000 yards in each of his freshman and sophomore campaigns and the only Southern Miss and C-USA player ever to rush for 1,000 yards or more in three seasons.

The Attalla, Alabama, native was born Feb. 22, 1980 and is a 2002 Southern Miss graduate with a bachelor's degree in sports administration. Nix is married to the former Allison Story of Frankfort, Kentucky, who also attended USM and played forward on the women's basketball team. The couple has a daughter, Ava.



tyrone
NIX

Assistant Coach • Outside Linebackers

5th Season



TYRONE NIX BREAKDOWN

COACHING CAREER

- 2019-Pres..... Ole Miss@
- 2018 Virginia Tech\$
- 2017 Texas A&M*
- 2012-16..... Middle Tennessee@#
- 2008-11 Ole Miss#
- 2005-07 South Carolina@#
- 2001-04..... Southern Miss#%
- 2000 Southern Miss^
- 1996-99..... Southern Miss@
- 1995 Southern Miss&

@ served as linebackers coach during tenure
 # served as defensive coordinator during tenure
 \$ served as safeties coach during tenure
 % served as inside linebackers coach during tenure
 ^ served as defensive backs coach during tenure
 & served as outside linebackers coach during tenure
 * served as defensive analyst during tenure

PERSONAL

- Holds 24 years of coaching experience, including 22 coaching linebackers.
- Served as the Rebels' defensive coordinator for four seasons (2008-11).
- Coached Peria Jerry, an All-American taken in the first round of the 2009 NFL Draft, as well as All-SEC defensive tackle Jerrell Powe at Ole Miss.
- Has mentored several NFL Pro Bowl performers, including Patrick Surtain, Adalius Thomas and Kevin Byard.
- His brother, Derrick, serves as the Rebels' running backs coach.
- Four-year letterman (linebacker) at Southern Miss.
- He and his wife, Toya, have two children: a son, Ty, and a daughter, Tiah.

Tyrone Nix, a 24-year coaching veteran, was announced as Ole Miss' linebackers coach on Feb. 20, 2019 after spending the 2018 season as the safeties coach at Virginia Tech..

Nix returns to Oxford for his second stint with the Ole Miss program after working on the Rebels' staff from 2008-11 as a defensive coordinator. He also joins his brother Derrick Nix, who serves as the Rebels' running backs coach.

Prior to his one season in Blacksburg, Virginia, Nix spent the 2017 campaign as a defensive analyst at Texas A&M.

After Nix's first stint with Ole Miss, he served five seasons at Middle Tennessee working as co-defensive coordinator/linebackers coach from 2012-14 and defensive coordinator/linebackers coach from 2015-16. He tutored a pair of NFL Draft choices for the Blue Raiders in DT Jimmy Staten and S Kevin Byard, who earned a Pro Bowl berth following the 2017 season with the Tennessee Titans.

Nix's defenses consistently ranked in the nation's top 25 in terms of forcing takeaways. The Blue Raiders tied for fifth in that department among FBS squads with 33 turnovers forced in 2013, a figure that ranked higher than all Power Five squads except for Arizona State and Oklahoma State, who also had 33.

The Attalla, Alabama, native served as defensive coordinator under Houston Nutt at Ole Miss (2008-11). In 2008, his unit ranked fourth in the nation in rushing defense (86.5 ypg), led by All-America DT Peria Jerry, who was selected in the first round of the 2009 NFL Draft, and future All-SEC DT Jerrell Powe. The 2009 campaign saw the Rebels post 92 tackles for loss and 34.0 sacks, totals that ranked first and second in the SEC, respectively. Nix's defenses helped lead Ole Miss to consecutive Cotton Bowl appearances in 2009 and 2010. He added the title of assistant head coach to his responsibilities for the 2010-11 seasons.

A collegiate linebacker at Southern Miss, he embarked on his coaching career at his alma mater as defensive tackles coach in 1995, beginning a decade-long run that also saw him coach outside linebackers (1996-99) and defensive backs (2000). He was elevated to defensive coordinator/inside linebackers coach, a position he held from 2001-04.

From 2001-03, Southern Miss ranked in the top 15 in the nation in both scoring defense and pass efficiency defense each season. In his 10-year period at Southern Miss, he mentored 12 All-Conference USA selections, four Conference USA Defensive Players of the Year and six All-America selections,

while also being named a finalist for Broyles Award in 2003.

Southern Miss also enjoyed team success, winning four Conference USA titles and earning seven post-season bowl berths. His many notable pupils coached in Hattiesburg included a pair of future NFL Pro Bowl performers in CB Patrick Surtain and LB Adalius Thomas.

Nix enjoyed his initial stint as a defensive coordinator in the Southeastern Conference, serving in that role and also coaching linebackers for head coach Steve Spurrier at South Carolina (2005-07). A pair of Gamecocks, CB Johnathan Joseph and S Ko Simpson, were selected in the NFL Draft.

In addition, Simpson earned All-America accolades. He was promoted to assistant head coach in 2006 as South Carolina's defense surrendered a mere 18.7 ppg., an improvement of 4.5 ppg fewer than 2005 despite returning just one starter to his defense. In 2007, the Gamecocks led the SEC and ranked fifth nationally in pass defense, allowing just 168.8 ypg.

Nix was a four-year letterman at linebacker for Southern Miss from 1990-93. He completed his bachelor's degree in 1995.

Nix and his wife, Toya, have two children – a son, Ty and a daughter, Tiah.



Jacob PEELER

Assistant Coach • Wide Receivers

3rd Season



JACOB PEELER BREAKDOWN

COACHING CAREER

- 2017-Pres..... Ole Miss
- 2015-16..... Cal#
- 2013-14..... Cal^
- 2012 Louisiana Tech#^
- 2009-11..... Louisiana Tech\$
- 2008 Itawamba C.C.%

served as inside receivers coach during tenure

^ served as graduate assistant during tenure

\$ served as quality control coach during tenure

% served as tight ends and offensive line coach during tenure

PERSONAL

- Mentored 2019 NFL Draft picks A.J. Brown and D.K. Metcalf.
- Guided Brown to second team All-America honors as well as records for receiving yards (1,320) and catches (85) in a single season.
- Coached a receiving corps that helped Cal rank top five nationally in passing offense in each of the past two seasons.
- Ranked as the No. 19 recruiter in 2016 by 247Sports.
- Mentored third-round 2014 NFL Draft pick Richard Rodgers, who is currently a tight end for the Green Bay Packers.
- Became an All-American at Holmes Community College before playing two seasons at Louisiana Tech.
- Married to the former Tori Hollis.

Jacob Peeler, a Mississippi native and fast-rising star in the coaching profession, enters his third season as wide receivers coach.

In 2018, Peeler's "Nasty Wide Outs" made their presence known all over the field, highlighting one of the nation's best offenses. He guided 2019 NFL Draft picks A.J. Brown and D.K. Metcalf, as well as DaMarkus Lodge, to 2,766 receiving yards and 15 touchdowns among the trio. Brown led the way with an All-America season that saw him break his own school record for yards in a single season (1,320) on 85 catches, another record-breaking mark. Brown ended his Ole Miss career as the program's all-time leader in receiving yards (2,984) and 100-yard receiving games (12).

Peeler made an immediate impact during his first season in Oxford, coming up with the nickname "Nasty Wide Outs" (NWO) that described the talented Ole Miss receiving corps. Four Rebel receivers caught at least 39 passes throughout the season, while three tallied at least 600 yards receiving.

Brown hauled in 75 catches, setting school records for receiving yards (1,252), which Brown broke in 2018, and receiving touchdowns (11) in a single season. Both marks led the SEC and ranked top-11 nationally. With Peeler's tutelage, Brown collected a plethora of accolades, including: second team All-American, first team All-SEC, Conerly Trophy winner and Biletnikoff Award semifinalist.

While Brown excelled in the slot, Lodge (698 yards) and Metcalf (646 yards) became threats out wide. The duo combined for 14 touchdowns with seven apiece. Metcalf earned a spot on the SEC All-Freshman team.

A dynamic on-field coach and top recruiter, Peeler served four seasons on the staff at Cal before making the move to Oxford. He was a graduate assistant in 2013-14 before being promoted to assistant coach for inside receivers in 2015.

The Kosciusko native helped turn Cal's offense into one of the nation's best, as the Golden Bears ranked top 10 in passing offense, top 15 in total offense and top 25 in scoring offense for three straight seasons.

In 2016, Peeler assisted with a Cal offense that finished fourth nationally in passing (358.8 ypg), 10th in total offense (513.2 ypg) and 22nd in scoring (37.1 ppg).

Cal's offense flourished, setting numerous records including single-season school marks in passing yardage (4,892), passing yards per game (376.3 ypg), passing touchdowns (44), total offense (6,879), total yards per game (529.2 ypg), total touchdowns (63), scoring offense (37.9 ppg, modern-era record), first

downs (341) and first downs passing (201), with all the marks previously set in 2013 or 2014.

Cal ranked third nationally in passing offense, eighth in total offense and 17th in scoring offense in 2015, with all of the numbers second in the Pac-12.

Peeler coached a trio of inside wide receivers in his first season as a full-time coach on the offensive staff in 2015 that had at least 40 catches led by Bryce Treggs (45 catches, team-high 956 yards, 7 TDs) and also including Darius Powe (47-560-8) and Stephen Anderson (41-474-2). Treggs and Anderson were both two-time All-Pac-12 honorable mention selections who picked up their second honor as 2015 seniors under Peeler.

Cal set or equaled nine single-season school or modern-era records on the offense side of the ball in 2014 while Peeler was working with the inside receivers as a graduate assistant, all of which were broken in 2015. Cal ranked in the top 25 nationally in a total of seven offensive categories in 2014, including passing offense (6th, 346.0 ypg), scoring offense (10th, 38.3 ppg), and total offense (13th, 495.2 ypg).

Cal set school records during Peeler's first season in 2013 for single-season passing yards (3,977), pass completions (368) and total plays (1,046). The passing offense finished third in the Pac-12 and 10th in the nation with an average of 331.4 yards per game that was also the best in school history before being surpassed in both 2014 and 2015.

Prior to continuing his career out west, Peeler spent four seasons (2009-12) on the football staff at his alma mater Louisiana Tech, serving as a graduate assistant working with the inside receivers in 2012 after three previous seasons in quality control roles on the offensive side of the ball. Before returning to Louisiana Tech, he coached at both Itawamba Community College (Fulton, Miss.) and Independence Community College (Independence, Kansas).

Peeler added a master's degree in kinesiology in 2008 from Mississippi State after receiving his bachelor's degree in education in 2007 from Louisiana Tech. At Louisiana Tech, he played two seasons (2005-06) and started all 13 games as a senior for an offensive line that helped the Bulldogs produce 4,479 total yards. Peeler redshirted his first season in Ruston in 2004.

Peeler arrived at Louisiana Tech after playing every offensive snap for two seasons in 2002 and 2003 at Holmes Community College (Goodman, Mississippi), where he earned All-America as well first team all-state and first team All-NJCAA Region 23 honors.

Peeler and his wife, the former Tori Hollis, were married in July 2016.



freddie ROACH

Assistant Coach • Defensive Line

3rd Season



Freddie Roach enters his third season as defensive line coach. Roach, a former Alabama All-SEC player and staff member at Alabama and South Alabama, was hired as assistant coach for the defensive line on Feb. 16, 2017.

Last season, Josiah Coatney (63) and Qaadir Sheppard (48) combined for 111 tackles and three forced fumbles. Sheppard produced a season-high 10.0 tackles for loss, while Markel Winters (4.0) and Benito Jones (3.0) paced the Rebels in sacks.

During his first season in Oxford, Roach coached a pair of NFL Draft picks in Breeland Speaks (second round) and Marquis Haynes (fourth round). The duo combined for 14.5 sacks, and both Rebels earned second team All-SEC honors as part of the Landshark defensive line. Haynes went on to finish as Ole Miss' career leader in sacks (32.0) and tackles for loss (47.5) during the modern era.

Roach comes to Oxford from Tuscaloosa, where he served on Nick Saban's Crimson Tide staff as director of player development since March 2015.

In his role as the Tide's director of player development, Roach's main focus was off-the-field activities of Alabama's football student-athletes, serving as a resource in balancing the demands of academics, athletics and community outreach. He also served as a liaison for high school coaches, while assisting with Alabama camps and clinics. During his two seasons in the role, Alabama won back-to-back SEC titles and played for national titles in both years, winning the crown after the 2015 season.

Roach spent the 2013 and 2014 seasons as the defensive ends and outside linebackers coach at South Alabama under head coach Joey Jones. Roach helped the Jaguars

end the 2013 season third nationally in sacks per game and 21st in tackles for loss per contest, while finishing second in the Sun Belt in pass, total and scoring defense. The 2014 defense was second in the Sun Belt in total defense.

Roach went to USA from Murray State, where he was the Racers' defensive line coach while assisting with the strength and conditioning program during the 2012 season.

The previous fall, he coached the defensive line and was the director of strength and conditioning at East Mississippi Community College, helping lead the Lions to the NJCAA National Championship.

Roach spent three seasons (2008-10) as an assistant strength and conditioning coach at Alabama, during which time the Crimson Tide won both the BCS national championship and Southeastern Conference title in 2009.

As a player, Roach was a four-year letterman at linebacker for the Crimson Tide from 2002-05, during which time he was named the National Freshman of the Year, a freshman All-American, was twice selected second team All-SEC and named to Alabama's All-Decade Team for the 2000s. He signed as a free agent with the New England Patriots in 2006.

A native of Killen, Alabama, he made 194 tackles with 23 tackles for loss and six forced fumbles as a senior at Brooks High School. Roach earned his bachelor's degree in human environmental sciences from The University of Alabama in 2008.

Roach and his wife, Ashley, have two daughters, Addison and Alexandria.

FREDDIE ROACH BREAKDOWN

COACHING CAREER

- 2017-Pres..... Ole Miss\$
- 2015-16..... Alabama@
- 2013-14..... South Alabama*
- 2012 Murray State\$
- 2011 East Mississippi C.C.\$%
- 2008-10..... Alabama%

@ served as director of player development during tenure

* served as defensive ends and linebackers coach during tenure

\$ served as defensive line coach during tenure

% served as strength and conditioning coach during tenure

PERSONAL

- Coached second team All-SEC and 2018 NFL Draft picks Marquis Haynes and Breeland Speaks; the duo combined for 14.5 sacks.
- Spent nine seasons at Alabama (five as a staff member, four as a student-athlete).
- Helped coach a South Alabama team that ranked third nationally in sacks during the 2013 season.
- Earned All-SEC honors twice and was National Freshman of the Year as a linebacker at Alabama from 2002-05.
- He and his wife, Ashley, have two daughters, Addison and Alexandria.

STAFF EXPERIENCE

COLLEGE

Rich Rodriguez	32 years
Jack Bicknell Jr.	26 years
Mike MacIntyre	24 years
Tyrone Nix	24 years
Calvin Magee	23 years
Matt Luke	20 years
Jeff Koonz	15 years
Derrick Nix	14 years
Jacob Peeler	11 years
Charles Clark	10 years
Freddie Roach	6 years

OTHER

NFL

Jack Bicknell Jr.	7 years
Mike MacIntyre	5 years
Derrick Nix	1 year

HEAD COACH

Rich Rodriguez	24 years
Mike MacIntyre	9 years
Jack Bicknell Jr.	8 years
Matt Luke	2 years



NOLAN JONES
ASSOCIATE A.D.
FOR FOOTBALL
OPERATIONS

Nolan Jones joined the Rebels as its associate athletic director for football operations in April of 2019.

A veteran in football operations, Jones joins the Rebels after spending the last three seasons as director of football operations at Kansas.

Prior to Kansas, Jones held the title of director of football operations at Kent State from 2015-16.

Jones previously served as assistant director of player personnel at Northwestern University, as well as two years as the director of football operations at Michigan in 2013 and 2014.

Before joining Michigan's staff, Jones spent two years at Kentucky as director of football operations. Prior to Kentucky, he made his first stop at Northwestern and stayed on staff for six years (five years as director of football operations for five years and one year as assistant director of football operations).

At Kentucky and Northwestern, Jones coordinated the day-to-day internal and external operations for the football program and managed the travel schedule, annual budget and daily schedule for the entire support staff. He also directed the high school camps and coaching clinics, while serving as the liaison to NFL personnel. At Northwestern, he coordinated operations for three bowl game appearances and a 2010 game at Wrigley Field against Illinois.

Prior to his first stint at Northwestern, Jones spent one season as director of football operations at Princeton University, where he coordinated the internal and external operations, including all logistical aspects of recruiting. He also served as the liaison for the football program to the athletic department and university.

Since 2002, Jones has also been at Southern Miss, Princeton and Eastern Kentucky.

Jones earned a bachelor's degree in physical education and a master's degree in physical education with an emphasis in sport administration from Eastern Kentucky University. While at Eastern Kentucky, he also served as director of football operations and a graduate assistant coach during the 2003 season.

Jones and his wife, Lisa, have two sons, Brycen and Parker, and a daughter, Lauren.



CHRIS RIPPON
ASSOCIATE A.D.
FOR COMMUNITY
RELATIONS & SPECIAL
TEAMS CONSULTANT

Chris Rippon, who has been on staff for the past four seasons, begins his second year as associate athletics director for community relations. Rippon also serves as special teams consultant.

Rippon, a former Ole Miss assistant coach, returned to the Rebel program in August 2015 as Assistant A.D. for Recruiting Operations.

Rippon worked under Ed Orgeron from 2005-07 as the Rebels' defensive backs coach and special teams coordinator. He has since had coaching stints at Rutgers (2008), Marshall (2010-12) and Columbia (2013-14).

A 36-year veteran of the college coaching ranks, Rippon has also served on staffs at Syracuse (1993-2004), Boston University (1990-93) and Western Connecticut State (1982-90). He has been the defensive coordinator at Columbia, Marshall, Syracuse, Boston and Western Connecticut State, while he's been special teams coordinator at Rutgers, Ole Miss and Syracuse. He was head coach at Western Connecticut State from 1987-90 and interim head coach at Columbia for the first two months of 2015.

Over the course of his career, Rippon coached 22 players that have been drafted into the National Football League, including five first-round picks.

He is a 1982 graduate of Southern Connecticut State with a bachelor's degree in physical education. He earned a master's degree in agency counseling from Western Connecticut State in 1986.

Rippon and his wife, the former Lisa Miano of Trumbull, Connecticut, have four children: sons Christopher and Matthew, and twin daughters Jillian and Samantha.



TOM LUKE
ASSISTANT A.D.
FOR PLAYER
DEVELOPMENT

Former Ole Miss quarterback Tom Luke returned to his alma mater in May 2013 as assistant athletics director for player development.

The brother of Ole Miss head coach Matt Luke, he oversees various aspects of academics and campus life for Rebel players. His guidance has helped raise the players' standards in the classroom and off the field, as the team posted its highest GPA in history during the 2017-18 academic year.

Luke has helped the Rebels reach bowl games in three of his five seasons, including back-to-back New Year's Six appearances.

Luke was Ole Miss' coordinator of football operations from 2004-05 under David Cutcliffe and Ed Orgeron. Prior to returning to the Ole Miss football program, he worked a few years in the sporting goods business.

He spent 12 years teaching and coaching at Jackson Academy prior to his first stint on the Ole Miss staff.

Luke earned three letters (1989-91) while playing quarterback at Ole Miss, but suffered three concussions during his career, which led to his decision to pass up his senior year and accept a coaching position on the high school level.

He ended his career ranked 17th in passing with 1,524 yards, completing 86 of 178 passes with 10 interceptions. At the time, he also ranked 17th in career total offense with 2,078 yards (554 rushing and 1,524 passing).

After receiving his bachelor's degree from Ole Miss in 1992, Luke began teaching and coaching at Jackson Academy. During his nine years as offensive coordinator, Jackson Academy won four Mississippi Private School Association state titles and was twice state runner-up. As the head baseball coach from 1995-2001, Jackson Academy won two MPSA state championships.

Luke is married to the former Angie Pope of Clinton, Mississippi, also an Ole Miss graduate and former Rebelette in "The Pride of the South" marching band. They are the parents of one son, Cale, and two daughters, Carson and Cayden.



TYLER SISKEY
ASSISTANT A.D. FOR
PLAYER PERSONNEL

The 2019 season will mark the second year as assistant athletics director for Tyler Siskey.

Siskey returned to Ole Miss in 2018 after spending three seasons at South Alabama, serving as wide receivers coach and recruiting coordinator and two years at Alabama, where he oversaw the recruiting operation for Nick Saban's staff.

He previously served on the Ole Miss staff as coordinator of recruiting development in 2012. He helped oversee recruiting efforts for the 2013 class that featured four first-round NFL draft picks and was regarded as one of the top five in the nation by analysts and recruiting services.

Siskey joined the Crimson Tide program in March of 2013 as the associate director of player personnel before being promoted to the director position less than a year later for the 2014 season. In his role, he was responsible for organizing all of UA's recruiting efforts, helping the program put together the No. 1 signing class in the country that February according to all four major recruiting services.

He also has coaching experience in Mobile having served as an assistant for four years at St. Paul's Episcopal School. Siskey was the Saints' offensive coordinator and quarterbacks coach in 2007 when the team claimed the state 5A championship, helping St. Paul's advance to postseason play each of his first three years at the school as well; after making the playoffs in 2004, the school moved on to the quarterfinals each of the next two seasons.

Siskey began his coaching career as a student assistant at Troy, where he would go on to earn his bachelor's degree in 2000. He was an offensive graduate assistant at Northwestern (La.) State during the 2001 season, before joining the staff at Arkansas State as an offensive graduate assistant from 2002-03.

Siskey earned a bachelor's degree in sports and fitness management from Troy in 2000, followed by a master's degree in education from Northwestern State in 2003.



PAUL JACKSON
HEAD FOOTBALL
STRENGTH AND
CONDITIONING COACH

Paul Jackson was named head strength and conditioning coach on Jan. 9, 2012.

Now in his eighth season, Jackson's hard work and leadership have helped the Ole Miss program improve throughout his tenure. With players that are noticeably stronger and faster, the Rebels have achieved four bowl appearances, including back-to-back New Year's Six bowls in 2014 and 2015.

Jackson came to Oxford after spending 2011 at Southern Miss, where he oversaw the strength and conditioning for the entire USM athletics department with direct responsibility over football. In his one season there, the football team had its best record in history at 12-2 and captured the Conference USA championship.

Jackson arrived in Hattiesburg after serving in 2010 as the Director of Athletic Conditioning for Football at Miami (Ohio). In his lone season, he helped the Redhawks to the 2010 MAC championship and a victory in the 2011 GoDaddy.Com Bowl, becoming the first team in NCAA history to go from double-digit losses to double-digit wins in one year (1-11 in 2009 to 10-4 in 2010).

From 2007-10, Jackson served as an assistant strength coach at LSU, working directly with the Tigers football and volleyball teams. During his time in Baton Rouge, Jackson won an SEC and national championship with the football team as well as three consecutive SEC Western Division and one SEC championship with the volleyball team. While working for the Tigers, Jackson worked under and was mentored by strength and conditioning legend Tommy Moffitt.

A native of White Plains, New York, Jackson got his start in the business as a Professional Intern Strength Coach with the NFL's New York Giants. He also spent time as a Performance Enhancement Specialist at the Parisi Speed School in Garwood, New Jersey, where the focus is sport-specific speed and agility training as well as combine prep.

He is a Certified Strength & Conditioning Specialist (CSCS) through the National Strength & Conditioning Association.

During his college days at Montclair State (N.J.), Jackson lettered in football, spending time at both fullback and linebacker. He earned a B.S. in physical education in 2006 and later received an M.S. in kinesiology from LSU in 2009.

He is married to the former Kristina Hull, who played softball at Georgia Tech and has been a Winter Olympic hopeful in the skeleton. The couple met when they were both on the strength and conditioning staff at LSU.



PAT JERNIGAN
HEAD
ATHLETIC
TRAINER

After more than a decade in the NFL, Pat Jernigan joined the Ole Miss staff in June 2012 as head football athletic trainer.

In seven years with the Ole Miss program, Jernigan has seen the Rebels achieve bowl appearances in four seasons, including back-to-back New Year's Six berths in 2014 and 2015.

Jernigan, who has earned Performance Enhancement Specialists (PES) certification, spent the previous 10 seasons serving as the Tampa Bay Buccaneers' assistant athletic trainer, where he assisted with the treatment and rehabilitation of the Bucs' injured players.

During his second season with the organization in 2002, Jernigan helped the Buccaneers capture their first Super Bowl title. He was also part of three NFC South division titles in his first eight seasons with the club.

Jernigan spent two seasons (2000-01) as Tampa Bay's seasonal intern and also served as the Buccaneers' intern during training camp from 1998-2000. Along with Tampa Bay's training staff, he has also been involved in research on dehydration and exercise in the heat done in conjunction with scientists from the Gatorade Sports Science Institute.

Jernigan graduated from Valdosta State (Ga.) in 1998 with a B.S. in sports medicine and earned a master's degree in health science from Middle Tennessee State in 2000.

While pursuing his master's degree at MTSU, he worked as an athletic trainer for both the football and baseball teams.

A native of Atlanta, Jernigan and his wife, Krisden, have two daughters, Maier and Hadley.



GEORGE FRAZIER
Graduate
Assistant
Defense



RYAN GARRETT
Graduate
Assistant
Offense



MASON MARTIN
Graduate
Assistant
Offense



TAYLER POLK
Graduate
Assistant
Defense



DUSTY RUTLEDGE
Senior Player
Personnel
Analyst



NATE TAVE
Senior Player
Personnel
Analyst



BRENNON CHAPMAN
Assistant
Director
Player
Personnel



ZACH BROWN
Player
Personnel
Analyst



JOHN KYLE DAVIS
Player
Personnel
Analyst



MIKE DIANGELO
Player
Personnel
Analyst



ANDREW RHODES
Player
Personnel
Analyst



CLAYTON KARCHER
Assistant
Director
Recruiting
Operations



KATIE BASON
Assistant
Director
On-Campus
Recruiting



MARKKA PRICHARD
Assistant
Director
On-Campus
Recruiting



KEN CRAIN
Head
Equipment
Manager



JOHN ROSS
Assistant
Director
Equipment
Operations



MATTHEW ENGELBERT
Coordinator
Video Services



ALEC SZABO
Assistant
Coordinator
Video Services



LUCI STRICKLAND
Coordinator
Football
Operations



ALICIA VANLANDEGHEM
Administrative
Support
Specialist



MEGAN MCCURDY
Administrative
Support
Specialist -
Head Coach

Additional support staff on pages 210-211.



Loaded staff has Rebels ready for postseason return NEW MENTALITY

For Ole Miss head coach **Matt Luke**, the goal is clear for 2019: get the Rebels back to a bowl. The path to postseason begins with momentum, coming off a second straight top-25 recruiting class and some heralded staff hires.

After a 5-7 campaign in 2018, Luke found himself in the market for both an offensive and defensive coordinator, and he delivered in a big way.

Mike MacIntyre, a two-time national coach of the year and coaching veteran with nearly three decades of experience, will take over the reigns as the Rebels' defensive coordinator while **Rich Rodriguez**, considered one of the most innovative offensive minds in college football, will serve as Ole Miss' offensive coordinator.

Ole Miss is one of only two teams in the nation, along with Alabama, to have three coaches with Power 5 head coaching experience.

Luke and the Rebels return a total of 66 lettermen and 11 position starters in 2019.

A large portion of Ole Miss' experience is on the

defensive side of the ball as the Rebels bring back 33 letterwinners and eight starters from the 2018 Landshark defense.

Nearly half of the returning defensive players, 19, have starting experience and should provide quality depth for MacIntyre as the Rebels transition to a 3-4 base defensive system.

Seniors **Benito Jones** and **Josiah Coatney** will help anchor the Rebel defensive line. Coatney finished third on the team in 2018 with 63 total tackles, while Jones was a load on the inside, recording nine tackles for loss and six quarterback hurries.

Linebacker **MoMo Sanogo** returns for his junior campaign after leading Ole Miss in tackles last season with 112. Sanogo is one of only two Rebels over the last 12 years to record at least 100 tackles in a season.

The Rebels also return some key starters and additional depth in the secondary. **Myles Hartsfield** and **Jalen Julius** are back for their senior seasons, while cornerback and return specialist **Jaylon Jones** will also return from



Preseason All-SEC DL Benito Jones leads an Ole Miss defense that returns eight starters.

injury to help add experience in the Rebel defensive backfield.

On the offensive side of the ball, Rodriguez and the Rebels will have some big shoes to fill with the loss of eight starters, including All-America performers **A.J. Brown** and **Greg Little**.

After **Jordan Ta'amu** lit up the scoreboard in 2018, finishing fourth in the country in passing yards per game (326.5), the Rebels hope another first-year starter finds the same success. Redshirt freshman **Matt Corral** is back after appearing in four games last season. In a few spot appearances in 2018, Corral was 16-of-22 through the air for 239 yards and two TDs.

With the loss of Brown, as well as the departure of **D.K. Metcalf** and **DaMarkus Lodge**, the Nasty Wideouts (nWo) will look for some new faces to step in and take the belt. Sophomore **Elijah Moore** returns after appearing in all 12 games as a true freshman, hauling in 36 catches for 398 yards and two TDs. **Braylon Sanders** will be relied upon as the junior from Hogansville, Georgia, has the most experience of any Ole Miss wideout with 16 career games played.

While the Rebels look to replace starters at most offensive positions, the Ole Miss running back group should be a strong point of attack in 2019. Prior to dealing with an injury in the latter part of 2018, **Scottie Phillips** ranked in the top 10 nationally in nearly every rushing category and was on pace to challenge for the Ole Miss single-season rushing record. Despite playing sparingly over the final three contests, Phillips finished 2018 with 928 rushing yards and 12 touchdowns on the ground. His 14 total TDs ranked fifth in the SEC.

Preseason All-SEC tackle **Alex Givens** and guard **Ben Brown**, a 2018 Freshman All-SEC selection, both return to help anchor the Ole Miss offensive line.

The Rebels had 12 mid-year enrollees participating in spring camp, the seventh-most amongst in the country.

Below is a position-by-position breakdown headed into spring drills.

QUARTERBACKS

- Ole Miss is replacing **Jordan Ta'amu**, who ended 2018 with 3,918 passing yards – the second most in a single



Preseason All-SEC RB Scottie Phillips is back for his senior season after rushing for 928 yards and 12 touchdowns in 2018.

season in program history – and is doing so with all freshmen.

- Redshirt freshman **Matt Corral** takes over under center after appearing in four games as a true freshman in 2018.
- Kinkead Dent** and **Grant Tisdale** were both mid-year enrollees and joined Corral in spring drills.
- John Rhys Plumlee** is another frosh signal-caller in the mix after arriving in Oxford over the summer.

RUNNING BACKS

- The running backs should be an anchor for the offense, highlighted by the return of **Scottie Phillips**.
- Phillips was on pace to shatter the 1,000-yard rushing mark last season, but finished with 928 yards and 12 TDs on the ground after battling through injury the final three games of 2018.
- Isaiah Woullard** ended the season with 510 all-purpose yards.

- After standing out in the spring, **Tylan Knight** will see time in the backfield and at receiver. He started 2018 at running back before converting to defensive back when several players' seasons ended due to injury.
- Ole Miss signed five-star and Under Armour All-American running back **Jerrion Ealy**, and he will vie for playing time.
- D'Vaughn Pennamon** returns after recovering from a 2017 injury and will see touches alongside mid-year enrollee **Snoop Conner**.

WIDE RECEIVERS

- The Rebels will look to reload the slots following the loss of 2,766 receiving yards in **A.J. Brown**, **DaMarkus Lodge** and **D.K. Metcalf**.
- Sophomore **Elijah Moore** played in 12 games as a true freshman, recording 36 catches for 398 yards and two TDs.
- Junior **Braylon Sanders** has 16 career games of experience at Ole Miss, including a breakout 133-yard performance against SIU in 2018.
- Sophomore playmaker **Tylan Knight** will split time between the slot and running back as a versatile weapon in the Rebel offense.
- Freshmen **Miles Battle** and **Demarcus Gregory** will see more time on the field after both redshirting last year.
- Dontario Drummond** and **Jadon Jackson** were mid-year enrollees, while 2019 signee **Jonathan Mingo** stepped on campus in the summer.

TIGHT ENDS

- Ole Miss loses NFL Draft pick **Dawson Knox**, but returns five lettermen at the position.
- Senior **Octavious Cooley** has appeared in 26 career contests and boasts 12 receptions.
- Returners **Jason Pellerin**, **Alex Faniel** and **Jonathan Hess** add depth to the position.

OFFENSIVE LINE

- The Rebels lose a combined 127 starts from four valuable players on the offensive line that have been a staple

RETURNING STATISTICAL LEADERS

PASSING	Comp.-Att.	Yards	TD/Int	Pct.	Effic.
Matt Corral	16-22	239	2/1	72.7	184.89
RUSHING	Att.	Yards	Avg.	TD	
Scottie Phillips	153	928	6.1	12	
Isaiah Woullard	84	428	5.1	4	
Tylan Knight	19	107	5.6	0	
Matt Corral	13	83	6.4	2	
RECEIVING	Rec.	Yards	Avg.	TD	
Elijah Moore	36	398	11.1	2	
Braylon Sanders	16	271	16.9	1	
Scottie Phillips	10	105	10.5	2	
Octavious Cooley	8	172	21.5	1	
DEFENSE	Total	UT-AT	TFL	Sacks	INT
MoMo Sanogo	112	53-59	6.5	1.0	0
Josiah Coatney	63	23-40	4.0	1.0	0
Willie Hibbler	50	23-27	5.5	1.0	0
Qaadir Sheppard	48	17-31	10.0	1.5	0
Keidron Smith	47	29-18	1.0	0.0	1

for years, including All-America selection **Greg Little**.

- The Rebels return senior **Alex Givens** and sophomore **Ben Brown**, who earned SEC All-Freshman honors in 2018.
- Givens started every game at right tackle in 2018 and has appeared in 34 career contests, while Brown finished 2018 with 12 starts at right guard and did not allow a single sack on 446 pass blocks.
- A trio of fourth-year juniors — **Bryce Mathews**, **Royce Newman** and **Eli Johnson** — exited spring as front-runners to fill out the line. Mathews and Newman have played multiple positions, while Johnson is competing at center.
- **Chandler Tuitt**, **Michael Howard**, **Jalen Cunningham** and **Hamilton Hall** are also returners pushing for time on the o-line.

NOSE TACKLES

- Veteran group that will be a major strength of the Rebel defense.
- The Rebels return two starters from the interior including preseason All-SEC picks **Benito Jones** and **Josiah Coatney**. Both can play tackle or end, and Coatney is expected to start outside.
- Jones compiled three sacks and nine tackles for loss last season.
- **Quentin Bivens** and **Sincere David** add depth inside.

DEFENSIVE ENDS

- In the new 3-4 scheme, senior **Josiah Coatney** is expected to slide from tackle to end. He was third on the team in 2018 with 63 stops.
- **Tariqious Tisdale**, **Ryder Anderson** and **Austrian Robinson** all appeared in 11 or more games in 2018.
- Tisdale recorded 33 tackles, including three TFLs.
- Anderson started the final two games of the season and also tallied 33 tackles on the year.

INSIDE LINEBACKERS

- The Rebels return both starting linebackers from 2018, including team tackle leader **MoMo Sanogo** with 112 stops. **Willie Hibbler** is also back after coming on last season with 50 tackles.
- **Donta Evans**, **Jacquez Jones** and **Zikerrion Baker** provide experience to the position group.
- **Ashanti Cistrunk**, **Eric Jeffries**, and **Tavario Standifer** are three newcomers that participated in spring drills and add depth.

OUTSIDE LINEBACKERS

- The swap to the 3-4 defense pushed many former defensive ends to the OLB spot, including **Qaadir Sheppard**. The senior started 10 games last season and recorded 48 tackles, including a team-high 10 tackles for loss.
- First-team junior college All-American **Sam Williams** enrolled early and quickly emerged as a starter in spring drills. He totaled six tackles in the Grove Bowl.
- **Charles Wiley**, **Brenden Williams** and **Luke Knox** provide depth at the position.

DEFENSIVE BACKS

- Ole Miss returns an experienced nucleus including **Myles Hartsfield** (41 tackles, seven pass breakups), **Jalen Julius** (34 tackles) and **Vernon Dasher** (36 tack-

les, four breakups, one INT).

- **Jaylon Jones** and **Montrell Custis**, who both started games early in the 2018 season, return from injury to further strengthen the veteran group.
- Sophomore cornerback **Keidron Smith** appeared in all 12 games as a true freshman, including four straight starts to close out the season.
- Juco early enrollee **Jon Haynes** enters fall camp as the starter at strong safety after an impressive spring.
- Returnees **Armanti Linton**, **C.J. Miller**, **Kam White** and **Jakorey Hawkins** along with newcomers **Jamar Richardson** and **Jalen Jordan** give the Rebels quality depth in the secondary.

SPECIALISTS

- The Rebels return all three main components of their special teams: **Luke Logan** (K), **Mac Brown** (P) and **Jack Propst** (LS).
- Logan finished the 2018 season tied for second in school history with 22 field goals and second in points scored (111).
- Brown averaged 41.2 yards per punt including 13 punts downed inside the 20-yard line and six punts of 50 or more yards.
- **Jaylon Jones** will compete for kick return duties again in 2019 after missing most of the season due to injury. Jones has two career kick return touchdowns.



Preseason All-SEC linebacker MoMo Sanogo

TEAM INFORMATION

Basic Offense: Spread

Lettermen Returning/Lost: 66/33

Offensive Lettermen Returning/Lost: 28/17

Defensive Lettermen Returning/Lost: 33/14

Specialists Lettermen Returning/Lost: 5/2

Basic Defense: 3-4

Starters Returning/Lost: 14/11

Offensive Starters Returning/Lost: 3/8

Defensive Starters Returning/Lost: 8/3

Specialists Starters Returning/Lost: 3/0

LETTERMEN RETURNING (66)

OFFENSE (28)

Quarterbacks

Matt Corral
Grant Restmeyer

Running Backs

Scottie Phillips
KeShun Wells
Isaiah Woullard

Wide Receivers

Miles Battle
Drake Beck
Jacob Carter
Tylan Knight
Elijah Moore
Josh Ricketts
Braylon Sanders

Tight Ends

Octavious Cooley
Alex Faniel
Nick Haynes
Jonathan Hess
Jason Pellerin

Centers

Eli Johnson

Guards

Ben Brown
Peyton Cox
Chandler Tuitt

Tackles

Nic Cantu
Alex Givens
Michael Howard
Bryce Mathews
Royce Newman
Samuel Plash
KC Swaim

DEFENSE (33)

Nose Tackle

Sincere David
Josiah Coatney
Benito Jones
KD Hill
Hal Northern

Ends

Ryder Anderson
Quentin Bivens
Austrian Robinson
Lawson Stockett
Tariqious Tisdale

Inside Linebackers

Zikerrion Baker
Donta Evans
Willie Hibbler
Jacquez Jones
MoMo Sanogo

Outside Linebackers

Armani Johnson
Luke Knox
Qaadir Sheppard
Charles Wiley
Brenden Williams

Defensive Backs

Montrell Custis
Vernon Dasher
Kweisi Fountain

Myles Hartsfield

Jakorey Hawkins
Jaylon Jones
Jalen Julius
Armani Linton
C.J. Miller
Art Mitchell
Ty Rocconi
Keidron Smith
Kam White

SPECIALISTS (5)

Spencer Cole (P)
Mac Brown (P)
Luke Logan (KO)
Jack Propst (LS)
Isaac Way (K)

OFFENSE (17)

Quarterbacks

Jordan Ta'amu

Running Backs

D.K. Buford
Eric Swinney

Wide Receivers

Floyd Allen
A.J. Brown
DaMarkus Lodge
D.K. Metcalf
Alex Weber

Tight Ends

Gabe Angel
Nikolas Dean
Dawson Knox

Centers

Sam Johnson
Sean Rawlings

Guards

Javon Patterson
Jordan Sims

Tackles

Tony Gray
Greg Little

DEFENSE (14)

Ends

James Coley
Victor Evans
Markel Winters

Tackles

Ross Donelly
Jordan Hebert

Linebackers

Detric Bing-Dukes
Josh Clarke
Ke'vontae' Ruggs

Defensive Backs

Javien Hamilton
A.J. Harris
C.J. Moore
Cam Orday
Ken Webster
Zedrick Woods

SPECIALISTS (2)

Patrick Nasiatka (K)
Mike Taylor (LS)

2018 STARTERS IN BOLD

POST-SPRING DEPTH CHART

OFFENSE

WR	13	Braylon Sanders (6-0, 189, JR-2L)
	3	Demarcus Gregory (6-1, 216, FR-RS)
WR	8	Elijah Moore (5-9, 182, SO-1L)
	4	Tylan Knight (5-6, 173, SO-1L)
RT	67	Alex Givens (6-6, 303, SR-3L)
	77	Hamilton Hall (6-5, 318, FR-RS)
RG	55	Ben Brown (6-5, 315, SO-1L)
	68	Chandler Tuitt (6-4, 325, JR-2L)
C	61	Eli Johnson (6-1, 298, JR-2L)
	59	Samuel Plash (6-3, 292, SO-1L)
LG	72	Royce Newman (6-5, 300, JR-2L)
	50	Jalen Cunningham (6-4, 369, FR-RS)
LT	71	Bryce Mathews (6-6, 302, JR-2L)
	52	Michael Howard (6-4, 268, SR-3L)
TE	15	Octavious Cooley (6-3, 263, SR-3L)
	7	Jason Pellerin (6-4, 234, SR-3L)
WR	6	Miles Battle (6-4, 199, FR-RS) <i>OR</i>
	11	Dontario Drummond (6-1, 204, JR-TR)
QB	2	Matt Corral (6-1, 207, FR-RS)
	14	Grant Tisdale (6-0, 205, FR-HS) <i>OR</i>
	12	Kinkead Dent (6-5, 189, FR-HS)
RB	22	Scottie Phillips (5-8, 211, SR-1L)
	26	Isaiah Woullard (5-9, 198, SO-1L)

DEFENSE

DE	40	Josiah Coatney (6-4, 314, SR-2L) <i>OR</i>
	38	Austrian Robinson (6-4, 285, SR-3L)
NT	95	Benito Jones (6-1, 326, SR-3L) <i>OR</i>
	94	Quentin Bivens (6-2, 299, FR-RS)
DE	22	Tariqious Tisdale (6-5, 292, JR-1L) <i>OR</i>
	89	Ryder Anderson (6-6, 265, JR-2L)
OLB	97	Qaadir Sheppard (6-3, 250, SR-2L)
	99	Charles Wiley (6-2, 249, JR-2L)
ILB	46	MoMo Sanogo (6-2, 233, JR-2L)
	35	Donta Evans (6-1, 235, JR-2L)
ILB	17	Willie Hibbler (6-3, 262, SR-3L)
	10	Jacquez Jones (6-0, 231, SO-1L)
OLB	13	Sam Williams (6-3, 258, JR-TR)
	41	Brenden Williams (6-3, 240, SR-2L) <i>OR</i>
	16	Luke Knox (6-3, 228, FR-RS)
CB	31	Jaylon Jones* (5-11, 182, JR-3L) <i>OR</i>
	20	Keidron Smith (6-2, 196, SO-1L)
	19	Jamar Richardson (6-0, 172, JR-TR)
SS	5	Jon Haynes (6-0, 205, JR-TR)
	3	Vernon Dasher (6-1, 210, SR-1L) <i>OR</i>
	8	C.J. Miller (6-0, 187, JR-2L)
FS	26	Jalen Julius (5-10, 189, SR-3L)
	29	Armani Linton (6-2, 220, SR-3L) <i>OR</i>
	6	Kam'Ron White (6-2, 209, SO-1L)
	2	Montrell Custis* (6-0, 175, SR-3L)
CB	15	Myles Hartsfield (5-11, 216, SR-3L)
	23	Jakorey Hawkins (5-11, 185, FR-RS) <i>OR</i>
	9	Jalen Jordan (5-9, 178, FR-HS)

SPECIALISTS

PK	92	Luke Logan (5-11, 177, JR-2L)
	95	Isaac Way (5-9, 172, JR-1L)
P	96	Mac Brown (6-3, 203, JR-2L)
	97	Spencer Cole (6-0, 188, JR-RS)
KO	92	Luke Logan (5-11, 177, JR-2L)
	95	Isaac Way (5-9, 172, JR-1L)
Holder	96	Mac Brown (6-3, 203, JR-2L)
	97	Spencer Cole (6-0, 188, JR-RS)
LS	88	Jack Propst (5-10, 183, JR-2L)
KR	31	Jaylon Jones* (5-11, 182, JR-3L)
	26	Jalen Julius (5-10, 189, SR-3L)
PR	8	Elijah Moore (5-9, 182, SO-1L)
	13	Braylon Sanders (6-0, 189, JR-2L)

**Missed spring drills recovering from injury*

ALPHABETICAL

No.	Name	Pos.
89	Ryder Anderson	DE
30	Zikerrion Baker	ILB
6	Miles Battle	WR
86	Drake Beck	WR
94	Quentin Bivens	DL
42	Truett Bourne	ILB
64	Nick Broeker	OL
55	Ben Brown	OL
96	Mac Brown	P
76	Nic Cantu	OL
89	Jacob Carter	WR
36	Ashanti Cistrunk	ILB
40	Josiah Coatney	DL
97	Spencer Cole	P
70	Carter Colquitt	OL
24	Snoop Conner	RB
15	Octavius Cooley	TE
2	Matt Corral	QB
7	LeDarrius Cox	DE
65	Peyton Cox	OL
50	Jalen Cunningham	OL
2	Montrell Custis	DB
3	Vernon Dasher	DB
93	Sincere David	NT
12	Kinthead Dent	QB
11	Dontario Drummond	WR
9	Jerrion Ealy	RB
35	Donta Evans	ILB
19	Alex Faniel	TE
82	Jared Farlow	WR
21	A.J. Finley	DB
39	Kweisi Fountain	DB
67	Alex Givens	OL
3	Demarcus Gregory	WR
48	Andrew Griffith	ILB
91	Casey Griffith	K
77	Hamilton Hall	OL
15	Myles Hartsfield	DB
23	Jakorey Hawkins	DB
5	Jon Haynes	DB
84	Nick Haynes	TE
1	Lakia Henry	ILB
33	Jonathan Hess	TE
17	Willie Hibbler	ILB
55	KD Hill	NT
52	Michael Howard	OL
5	Dannis Jackson	WR
17	Jadon Jackson	WR
78	Jeremy James	OL
51	Eric Jeffries	ILB
16	Jordan Jernigan	WR
45	Amani Johnson	OLB
19	Brice Johnson	QB
61	Eli Johnson	C
32	Jerry Johnson	RB
95	Benito Jones	DL
10	Jacquez Jones	ILB
31	Jaylon Jones	DB
9	Jalen Jordan	DB
26	Jalen Julius	DB
81	Casey Kelly	TE
29	Campbell Klein	RB
4	Tylan Knight	WR/RB
16	Luke Knox	OLB
29	Armani Linton	DB
92	Luke Logan	K
54	Patrick Lucas, Jr.	NT
4	Brandon Mack	OLB
71	Bryce Mathews	OL

NUMERICAL ROSTER

No.	Name	Pos.	Ht.	Wt.	Yr.	Hometown/Previous School(s)
1	Lakia Henry	ILB	6-2	230	JR-TR	Vidalia, Ga./Vidalia/Dodge City CC
1	Jonathan Mingo	WR	6-2	200	FR-HS	Brandon, Miss./Brandon
2	Matt Corral	QB	6-1	207	FR-RS	Ventura, Calif./Long Beach Poly
2	Montrell Custis	DB	6-0	175	SR-3L	Jonesboro, Ga./Lovejoy
3	Vernon Dasher	DB	6-1	210	SR-1L	Baxley, Ga./Appling County/Coffeyville CC
3	Demarcus Gregory	WR	6-1	216	FR-RS	Duncan, S.C./Byrnes HS
4	Tylan Knight	WR/RB	5-6	173	SO-1L	Pearl, Miss./Pearl
4	Brandon Mack	OLB	6-4	240	FR-HS	Montgomery, Ala./Jefferson Davis
5	Jon Haynes	DB	5-11	208	JR-TR	Benoit, Miss./Ray Brooks School/Jones County JC
5	Dannis Jackson	WR	6-1	187	FR-HS	Sumrall, Miss./Sumrall
6	Miles Battle	WR	6-4	199	FR-RS	Houston, Texas/Cypress Creek
6	Kam White	DB	6-2	209	SO-1L	Clinton, Miss./Clinton
7	LeDarrius Cox	DE	6-5	300	FR-HS	Mobile, Ala./McGill Toolen
7	Jason Pellerin	TE	6-4	234	SR-3L	New Iberia, La./New Iberia Catholic
8	C.J. Miller	DB	6-0	187	SO-2L	Powder Springs, Ga./McEachern
8	Elijah Moore	WR	5-9	182	SO-1L	Fort Lauderdale, Fla./St. Thomas Aquinas
9	Jerrion Ealy	RB	5-10	200	FR-HS	Walnut Grove, Miss./Jackson Prep
9	Jalen Jordan	DB	5-9	178	FR-HS	Lake Cormorant, Miss./Lake Cormorant
10	Jacquez Jones	ILB	6-0	231	SO-1L	Tuscaloosa, Ala./Hillcrest
10	John Rhys Plumlee	QB	6-1	185	FR-HS	Hattiesburg, Miss./Oak Grove
11	Dontario Drummond	WR	6-1	204	JR-TR	Laurel, Miss./Laurel/East Mississippi CC
12	Kinthead Dent	QB	6-5	189	FR-HS	Yazoo City, Miss./Jackson Academy
12	Adam Norsworthy	ILB	6-0	230	FR-HS	Brandon, Miss./Jackson Prep
13	Grant Restmeyer	QB	6-3	200	JR-1L	McKinney, Texas/McKinney Boyd
13	Braylon Sanders	WR	6-0	189	JR-2L	Hogansville, Ga./Callaway
13	Sam Williams	OLB	6-3	258	JR-TR	Montgomery, Ala./Lee/Northeast Mississippi CC
14	Grant Tisdale	QB	6-0	205	FR-HS	Allen, Texas/Allen
15	Octavius Cooley	TE	6-3	263	SR-3L	Laurel, Miss./Laurel
15	Myles Hartsfield	DB	5-11	216	SR-3L	Sayreville, N.J./East Coast Prep
15	Sellers Shy	QB	6-2	185	FR-HS	Memphis, Tenn./Memphis University School
16	Jordan Jernigan	WR	6-1	193	FR-HS	Tupelo, Miss./Tupelo
16	Luke Knox	OLB	6-3	228	FR-RS	Brentwood, Tenn./Brentwood Academy
17	Willie Hibbler	ILB	6-3	262	SR-3L	Sardis, Miss./North Panola
17	Jadon Jackson	WR	6-1	186	FR-HS	Centerton, Ark./Bentonville West
19	Alex Faniel	TE	6-6	244	SO-1L	Glen Allen, Va./Glen Allen
19	Brice Johnson	QB	6-1	190	FR-HS	Greenville, Miss./Saint Joseph Catholic
19	Jamar Richardson	DB	6-0	172	JR-TR	Aliceville, Ala./Aliceville/Jones County JC
20	Keidron Smith	DB	6-2	196	SO-1L	West Palm Beach, Fla./Oxbridge Academy
21	A.J. Finley	DB	6-2	195	FR-HS	Mobile, Ala./St. Paul's Episcopal School
21	KeShun Wells	RB	5-5	174	SR-1L	Moss Point, Miss./Moss Point/MS Gulf Coast CC
22	Scottie Phillips	RB	5-8	216	SR-1L	Ellisville, Miss./South Jones/Jones County JC
22	Tariqious Tisdale	DE	6-5	292	JR-1L	Lexington, Tenn./Lexington/Northwest Mississippi CC
23	Jakorey Hawkins	DB	5-11	185	FR-RS	Montgomery, Ala./Lee
23	Nevin Wells	WR	6-0	187	FR-RS	Jackson, Miss./Jackson Prep
24	Snoop Conner	RB	5-10	216	FR-HS	Hattiesburg, Miss./Hattiesburg
24	Deantre Prince	DB	6-1	170	FR-HS	Charleston, Miss./Charleston
25	Tavario Standifer	ILB	6-1	222	FR-HS	Tupelo, Miss./Tupelo
26	Jalen Julius	DB	5-10	189	SR-3L	Winter Garden, Fla./West Orange
26	Isaiah Woullard	RB	5-9	198	SO-1L	Hattiesburg, Miss./Presbyterian Christian
28	D'Vaughn Pennamon	RB	5-11	216	JR-2L	Houston, Texas/Manvel
28	Jay Stanley	DB	6-2	200	FR-HS	Brandon, Miss./Brandon
29	Campbell Klein	RB	6-0	212	FR-HS	Hattiesburg, Miss./Sacred Heart
29	Armani Linton	DB	6-2	220	SR-3L	Walnut, Miss./Walnut
30	Zikerrion Baker	ILB	6-1	224	SO-1L	Mooringsport, La./Minden
31	Jaylon Jones	DB	5-11	182	JR-3L	Allen, Texas/Allen
32	Jerry Johnson	RB	5-10	225	SR-1L	Starkville, Miss./Starkville/Mississippi Delta CC
33	Jonathan Hess	TE	6-6	228	SO-1L	Vestavia Hills, Ala./Vestavia Hills
34	Jakwaize Walker	DB	5-9	201	JR-TR	Pascagoula, Miss./Pascagoula/Pearl River CC
35	Donta Evans	ILB	6-1	235	JR-2L	Lawrenceville, Ga./Archer
36	Ashanti Cistrunk	ILB	6-2	211	FR-HS	Louisville, Miss./Louisville
38	Austrian Robinson	DE	6-4	285	SR-3L	New York, N.Y./Trinity-Pawling School
39	Kweisi Fountain	DB	6-1	214	SR-2L	Biloxi, Miss./Biloxi
40	Josiah Coatney	DL	6-4	314	SR-2L	Douglasville, Ga./Chapel Hill/Holmes CC
41	Brenden Williams	OLB	6-3	237	SR-2L	Birmingham, Ala./Restoration Academy/Northeast Mississippi CC
42	Truett Bourne	ILB	6-0	209	FR-RS	Madison, Miss./Madison Central
45	Amani Johnson	OLB	6-0	241	SO-1L	Abbeville, Miss./Lafayette
46	MoMo Sanogo	ILB	6-2	233	JR-2L	Plano, Texas/Plano West
47	Ty Rocconi	DB	5-11	190	SO-1L	Mobile, Ala./UMS-Wright Prep
48	Andrew Griffith	ILB	5-11	230	FR-RS	Bentonville, Ark./Bentonville

No.	Name	Pos.	Ht.	Wt.	Yr.	Hometown/Previous School(s)
50	Jalen Cunningham	OL	6-4	369	FR-RS	Odenville, Ala./St. Clair County
51	Eric Jeffries	ILB	6-1	241	FR-HS	Oxford, Miss./Lafayette
52	Michael Howard	OL	6-4	268	SR-3L	Green Cove Springs, Fla./Clay
53	KC Swaim	OL	6-5	291	SR-1L	Truth or Consequences, N.M./Hot Springs/New Mexico Military
54	Patrick Lucas, Jr.	NT	6-3	290	FR-HS	Wetumpka, Ala./Wetumpka
54	Caleb Warren	OL	6-4	305	FR-HS	Louisville, Miss./Nanih Waiya
55	Ben Brown	OL	6-5	315	SO-1L	Vicksburg, Miss./St. Aloysius
55	KD Hill	NT	6-0	308	FR-RS	Eufaula, Ala./Eufaula
56	Reece McIntyre	OL	6-5	315	FR-HS	Buford, Ga./Buford
59	Samuel Plash	OL	6-3	292	SO-1L	Mobile, Ala./UMS-Wright Prep
61	Eli Johnson	C	6-1	298	JR-2L	Taylor, Miss./Lafayette
64	Nick Broeker	OL	6-6	288	FR-HS	Springfield, Ill./Sacred Heart-Griffin
65	Peyton Cox	OL	5-11	317	SO-1L	Metairie, La./Jesuit
67	Alex Givens	OL	6-6	305	SR-3L	Nashville, Tenn./Nashville Christian School
68	Chandler Tuitt	OL	6-4	325	JR-2L	Fayetteville, Ga./Sandy Creek
70	Carter Colquitt	OL	6-5	300	FR-HS	Buford, Ga./Buford
71	Bryce Mathews	OL	6-6	302	JR-2L	Brentwood, Tenn./Brentwood Academy
72	Royce Newman	OL	6-5	301	JR-2L	Nashville, Ill./Nashville Community
73	John Raines	LS	6-1	237	FR-RS	Jackson, Miss./Jackson Academy
74	Darius Thomas	OL	6-6	340	FR-HS	Jonesboro, Ark./Jonesboro
75	Bryce Ramsey	OL	6-2	336	FR-HS	Gulfport, Miss./Harrison Central
76	Nic Cantu	OL	6-4	286	FR-RS	Memphis, Tenn./Christian Brothers
77	Hamilton Hall	OL	6-5	318	FR-RS	Atlanta, Ga./Chamblee Charter
78	Jeremy James	OL	6-5	315	FR-HS	Cumming, Ga./North Forsyth
80	Josh Ricketts	WR	6-0	195	JR-1L	Madison, Miss./Madison Central
81	Casey Kelly	TE	6-4	225	FR-HS	Niagara Falls, N.Y./Mallard Creek
82	Jared Farlow	WR	6-0	192	JR-SQ	Grantville, Ga./Central Christian
84	Nick Haynes	TE	6-1	235	JR-1L	Washington, Pa./McGuffey/West Liberty University
85	Jack White	WR	6-0	195	FR-HS	Destin, Fla./Niceville
86	Drake Beck	WR	5-11	188	SO-1L	Columbus, Ga./Brookstone
87	Sam Murphey	TE	6-3	238	FR-RS	Paris, Tenn./Henry County
88	Jack Propst	LS	5-10	183	JR-2L	Brentwood, Tenn./Brentwood Academy
88	Ty Reyes	DE	6-1	238	JR-SQ	Marietta, Ga./Sprayberry
89	Ryder Anderson	DE	6-6	265	JR-2L	Katy, Texas/Katy
89	Jacob Carter	WR	5-11	194	SO-RS	Pontotoc, Miss./Pontotoc/East Central CC
91	Casey Griffith	K	6-0	195	JR-TR	Vicksburg, Miss./Vicksburg Catholic/Southwest Mississippi CC
91	Hal Northern	NT	6-1	303	JR-RS	Tunica, Miss./Rosa Fort/Northwest Mississippi CC
92	Luke Logan	K	5-11	177	JR-2L	Hattiesburg, Miss./Presbyterian Christian
93	Sincere David	NT	6-0	330	SO-1L	Jacksonville, Fla./Sandalwood
93	Cale Nation	K	5-11	165	FR-HS	Madison, Miss./Madison Central
94	Quentin Bivens	DL	6-2	299	FR-RS	Waynesboro, Miss./Wayne County
94	Walker Thompson	P	6-2	180	FR-HS	Laurel, Miss./West Jones
95	Benito Jones	DL	6-1	326	SR-3L	Waynesboro, Miss./Wayne County
95	Isaac Way	K	5-9	172	JR-1L	Franklin, Tenn./Brentwood Academy
96	Mac Brown	P	6-3	203	JR-2L	Eden Prairie, Minn./Saint Thomas Academy
97	Spencer Cole	P	6-0	188	JR-RS	Flowood, Miss./Hinds CC
97	Qaadir Sheppard	OLB	6-3	250	SR-2L	Bronx, N.Y./Iona Prep/Syracuse
98	Lawson Stockett	DE	6-3	234	FR-RS	Madison, Miss./Madison Central
99	Charles Wiley	OLB	6-2	249	JR-2L	Stockbridge, Ga./Stockbridge

No.	Name	Pos.
56	Reece McIntyre	OL
8	C.J. Miller	DB
1	Jonathan Mingo	WR
8	Elijah Moore	WR
87	Sam Murphey	TE
93	Cale Nation	K
72	Royce Newman	OL
12	Adam Norsworthy	ILB
91	Hal Northern	NT
7	Jason Pellerin	TE
28	D'Vaughn Pennamon	RB
22	Scottie Phillips	RB
59	Samuel Plash	OL
10	John Rhys Plumlee	QB
24	Deantre Prince	DB
88	Jack Propst	LS
73	John Raines	LS
75	Bryce Ramsey	OL
13	Grant Restmeyer	QB
88	Ty Reyes	DE
19	Jamar Richardson	DB
80	Josh Ricketts	WR
38	Austrian Robinson	DE
47	Ty Rocconi	DB
13	Braylon Sanders	WR
46	MoMo Sanogo	ILB
97	Qaadir Sheppard	OLB
15	Sellers Shy	QB
20	Keidron Smith	DB
25	Tavario Standifer	ILB
28	Jay Stanley	DB
98	Lawson Stockett	DE
53	KC Swaim	OL
74	Darius Thomas	OL
94	Walker Thompson	P
14	Grant Tisdale	QB
22	Tariqious Tisdale	DE
68	Chandler Tuitt	OLB
34	Jakwaize Walker	DB
54	Caleb Warren	OL
95	Isaac Way	K
21	KeShun Wells	RB
23	Nevin Wells	WR
85	Jack White	WR
6	Kam White	DB
99	Charles Wiley	OLB
41	Brenden Williams	OLB
13	Sam Williams	OLB
26	Isaiah Woullard	RB

COACHING STAFF

HEAD COACH: Matt Luke (Ole Miss, 2000)

RECORD AT OLE MISS AS HEAD COACH (YEARS): 11-13 (3rd)

CAREER RECORD AS HEAD COACH (YEARS): 11-13 (3rd)

ASSISTANTS COACHES (ALMA MATER, YEAR/RESPONSIBILITIES/YEARS AT OLE MISS):

Mike McIntyre (Georgia Tech, 1989/Defensive Coordinator/5th)

Rich Rodriguez (West Virginia, 1986/Offensive Coordinator/1st)

Jack Bicknell, Jr. (Boston College, 1985/Offensive Line/3rd)

Charles Clark (Ole Miss, 2007/Cornerbacks/2nd)

Jeff Koonz (Auburn, 2004/Inside Linebackers/1st)

Calvin Magee (South Florida, 1990/Tight Ends/1st)

Derrick Nix (Southern Miss, 2002/Running Backs/12th)

Tyrone Nix (Southern Miss, 2005/Outside Linebackers/5th)

Jacob Peeler (Louisiana Tech, 2007/Wide Receivers/3rd)

Freddie Roach (Alabama, 2008/Defensive Line/3rd)

GRADUATE ASSISTANT COACHES:

Ryan Garrett (Ole Miss, 2016/Offense/1st)

George Frazier (Colorado, 2017/Defense/1st)

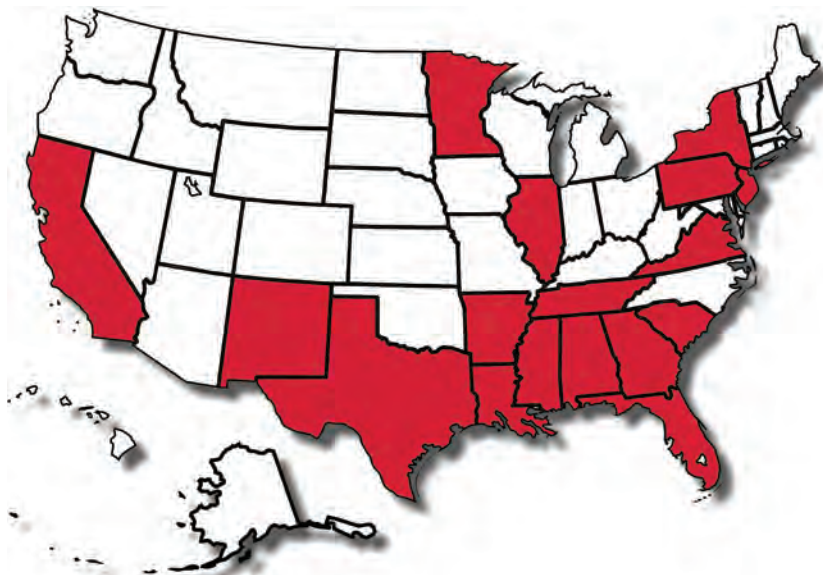
Mason Martin (McNeese State, 2016/Offense/2nd)

Taylor Polk (Ole Miss, 2017/Defense/2nd)

PRONUNCIATION GUIDE

ZIKERRION Baker	zye-CARE-ee-ahn	KEIDRON Smith	KEY-dron
Matt CORRAL	CORE-rall	MoMo SANOGO	sa-NO-go
DONTA Evans	DON-tay	QAADIR Sheppard	ka-DEER
KWEISI Fountain	KWAY-zee	TARIQIOUS Tisdale	TIE-ree-kuss
JAKOREY Hawkins	jah-CORE-ee	Chandler TUITT	TWO-it
LAKIA Henry	luh-KEY-ah	JAKWAIZE Walker	Ja-quez
TYLAN Knight	TIE-lin	KESHUN Wells	KEY-shawn
Jason PELLERIN	PELL-uh-rin	Isaiah WOULLARD	WOOL-ard
John RHYS Plumlee	rice		
Ty ROCCONI	Ruh-CONE-ee		

GEOGRAPHICAL ROSTER



ALABAMA (14)

Aliceville — Jamar Richardson
 Birmingham — Brenden Williams
 Eufaula — KD Hill
 Mobile — LeDarius Cox

Montgomery — A.J. Finley
 Samuel Plash
 Ty Rocconi
 Jakorey Hawkins
 Brandon Mack
 Sam Williams

Odenville — Jalen Cunningham
 Tuscaloosa — Jacquez Jones
 Vestavia Hills — Jonathan Hess
 Wetumpka — Patrick Lucas, Jr.

ARKANSAS (3)

Bentonville — Andrew Griffith
 Centerton — Jadon Jackson
 Jonesboro — Darius Thomas

CALIFORNIA (1)

Ventura — Matt Corral

FLORIDA (6)

Destin — Jack White
 Fort Lauderdale — Elijah Moore
 Green Cove Springs — Michael Howard
 Jacksonville — Sincere Davids
 West Palm Beach — Keidron Smith
 Winter Garden — Jalen Julius

GEORGIA (16)

Atlanta — Hamilton Hall
 Baxley — Vernon Dasher
 Buford — Carter Colquitt
 Reece McIntyre
 Columbus — Drake Beck
 Cumming — Jeremy James
 Douglasville — Josiah Coatney
 Fayetteville — Chandler Tuitt
 Grantville — Jared Farlow
 Hogansville — Braylon Sanders
 Jonesboro — Montrell Custis
 Lawrenceville — Donta Evans

Marietta — Ty Reyes
 Powder Springs — C.J. Miller
 Stockbridge — Charles Wiley
 Vidalia — Lakia Henry

ILLINOIS (2)

Nashville — Royce Newman
 Springfield — Nick Broeker

LOUISIANA (3)

Metairie — Peyton Cox
 Mooringsport — Zikerrion Baker
 New Iberia — Jason Pellerin

MINNESOTA (1)

Eden Prairie — Mac Brown

MISSISSIPPI (47)

Abbeville — Amani Johnson
 Benoit — Jonathan Haynes
 Biloxi — Kweisi Fountain
 Brandon — Jonathan Mingo
 Adam Norsworthy
 Jay Stanley
 Charleston — Deantre Prince
 Clinton — Kam White
 Ellisville — Scottie Phillips
 Flowood — Spencer Cole
 Greenville — Brice Johnson
 Gulfport — Bryce Ramsey
 Hattiesburg — Snoop Conner
 Campbell Klein
 Luke Logan
 John Rhys Plumlee
 Isaiah Woullard

Jackson — John Raines
 Nevin Wells
 Lake Cormorant — Jalen Jordan
 Laurel — Octavious Cooley
 Dontario Drummond
 Louisville — Ashanti Cistrunk
 Caleb Warren
 Madison — Truett Bourne
 Cale Nation
 Josh Ricketts
 Lawson Stockett
 Moss Point — Keshun Wells

Oxford — Eric Jeffries
 Amani Johnson
 Pascagoula — Jakwaize Walker
 Pearl — Tylan Knight
 Pontotoc — Jacob Carter
 Sardis — Willie Hibbler
 Starkville — Jerry Johnson
 Sumrall — Dannis Jackson
 Taylor — Eli Johnson
 Tunica — Hal Northern
 Tupelo — Jordan Jernigan
 Tavario Standifer
 Vicksburg — Ben Brown
 Casey Griffith
 Armani Linton
 Walnut — Jerrion Ealy
 Walnut Grove — Benito Jones
 Waynesboro — Kinkead Dent
 Yazoo City —

NEW MEXICO (1)

Truth or Consequences — KC Swaim

NEW JERSEY (1)

Sayreville — Myles Hartsfield

NEW YORK (3)

Bronx — Qaadir Sheppard
 New York City — Austrian Robinson
 Niagara Falls — Casey Kelly

PENNSYLVANIA (1)

Washington — Nick Haynes

SOUTH CAROLINA (1)

Duncan — DeMarcus Gregory

TENNESSEE (9)

Brentwood — Luke Knox
 Bryce Mathews
 Jack Propst
 Isaac Way
 Tariqious Tisdale
 Memphis — Nic Cantu
 Sellers Shy
 Nashville — Alex Givens
 Paris — Sam Murphey

TEXAS (7)

Allen — Jaylon Jones
 Grant Tisdale
 Houston — Miles Battle
 D'Vaughn Pennamon
 Katy — Ryder Anderson
 McKinney — Grant Restmeyer
 Plano — Mohamed Sanogo

VIRGINIA (1)

Glen Allen — Alex Faniel

89 ryder **ANDERSON** **JR. DE**

Katy, Texas • Katy

6-6 • 265 • 2L • Integrated Marketing Comm.




Competing for a starting spot at an end ... Continues to improve and gain weight ... Posted an interception and two tackles in the Grove Bowl ... **2018:** Appeared in all 12 games during sophomore campaign, including two starts ... Recorded 33 tackles on the season, including 4.0 TFL ... vs. Texas Tech (9/1/18): Made his 2018 debut and recorded one tackle ... vs. Southern Illinois (9/8/18): Recorded four solo tackles, five total, as well as one QBH ... vs. #1 Alabama (9/15/18): Tallied two total tackles and a half tackle for loss ... vs. Kent State (9/22/18): Recorded four total tackles and one tackle for loss ... at #5 LSU (9/29/18): Tallied one tackle vs. the Tigers ... vs. ULM (10/6/18): Had four total tackles, one sack and one forced fumble vs. the Warhawks ... at Arkansas (10/13/18): Saw playing time as a reserve defensive end, but didn't record any stats ... vs. Auburn (10/20/18): Tallied three total tackles and one quarterback hurry ... vs. South Carolina (11/3/18): Played in a reserve role and didn't record any stats ... at Texas A&M (11/10/18): Saw action as a backup defensive end and tallied one total tackle ... at Vanderbilt (11/17/18): Made first career start and recorded three total tackles ... vs. #18 Mississippi State (11/22/18): Earned start at defensive end for second straight game ... Tallied a career-high nine total tackles ... **2017:** Played in 10 games as a reserve on the defensive line ... Made his debut vs. South Alabama (9/2/17) ... vs. UT Martin (9/9/17): Recorded his first career blocked punt and also had a QBH ... Also saw the field at Cal (9/16/17) ... at No. 12 Auburn (10/7/17): Credited with a QBH ... vs. Vanderbilt (10/14/17): Had four total tackles, including 0.5 TFL ... Saw playing time vs. LSU (10/21/17) but did not record a stat ... Saw the field against Arkansas (10/28/17) ... Part of the rotation at Kentucky (11/4/17) ... vs. Louisiana (11/11/17): Had two tackles and led the team with three QBHs ... at Mississippi State (11/23/17): Made three total tackles, including an eight-yard sack ... Early enrollee ... Member of the 2017 signing class ... **HIGH SCHOOL:** A consensus 3-star prospect ... Ranked the No. 25 defensive end in the country by ESPN and the state of Texas' No. 10 DE by Scout ... Helped Katy to a 10-3 record as a senior after a perfect 16-0 season and state championship his junior year ... Compiled a high school career record of 55-6 ... Played defensive end, outside linebacker and tight end ... **PERSONAL:** Son of Rod and Jobie Anderson ... Full name is Ryder Patrick Anderson ... Born: Oct. 15, 1998 ... Younger brother of former Oklahoma running back and current Cincinnati Bengal Rodney Anderson and nephew of former Alabama and NFL defensive end Mark Anderson ... Plans to pursue a career in sports broadcasting ... Integrated marketing communications major.

ANDERSON'S CAREER STATISTICS

—DEFENSE—

Year	G-S	UT	AT	TT	TFL-YDS	Sacks-Yds
2017	10-0	3	6	9	1.5-11	1.5-11
2018	12-2	9	24	33	4.0-18	1.0-9
Total	22-2	12	30	42	5.5-29	2.5-20

Year	FF	FR	PD	QBH	INT	BLK
2017	0	0	0	5	0	1
2018	1	0	0	3	0	0
Total	1	0	0	8	0	1

ANDERSON'S CAREER HIGHS

TACKLES: 9, vs. Mississippi State (11/22/18)
 SOLO TACKLES: 4, vs. Southern Illinois (9/8/18)
 TFLs: 1.5, vs. Mississippi State (11/22/18)
 SACKS: 1.0, 2x, MR: vs. ULM (10/6/18)
 QB HURRIES: 3, vs. Louisiana (11/11/17)
 BLOCKS: 1, vs. UT Martin (9/9/17)

30 zikerrion **BAKER** **SO. ILB**

Mooringsport, La. • Minden

6-1 • 224 • 1L • Sport & Recreation Admin.




2018: Appeared in nine games as a backup linebacker ... Recorded six total tackles on the season ... vs. Texas Tech (9/1/18): Made career debut in the season opener ... vs. Southern Illinois (9/8/18): Tallied two total tackles ... vs. #1 Alabama (9/15/18): Recorded one total tackle ... vs. Kent State (9/22/18): Played in a reserve role at linebacker ... at #5 LSU (9/29/18): Tallied one solo tackle in a reserve role ... vs. South Carolina (11/3/18): Saw action in a backup role and didn't record any stats ... at Texas A&M (11/10/18): Played as a backup defensive back and tallied one solo tackle ... at Vanderbilt (11/17/18): Saw the field but didn't tally any stats ... Recorded one solo stop vs. #18 Mississippi State (11/22/18) ... **2017:** Did not see any action and was redshirted ... Member of 2017 signing class ... **HIGH SCHOOL:** Rated a 3-star recruit by 247Sports and a 2-star prospect by Rivals ... Rated the nation's No. 67 inside linebacker by 247Sports ... Two-time Louisiana Sports Writers Association First Team All-State selection ... Helped Minden reach the 4A state championship game as a senior, while compiling 81 tackles, 13 tackles for loss, six sacks and six forced fumbles ... Times Picayune 4A Defensive Player of the Year and Shreveport Times All-Area Defensive Player of the Year as a junior when he racked up 103 tackles and five sacks ... Coached in high school by Spencer Heard ... **PERSONAL:** Son of Raquel Baker and Benny Jackson ... Full name is Zikerrion K. Baker ... Born: Aug. 4, 1998 ... Sport & recreation administration major.

BAKERS' CAREER STATISTICS

—DEFENSE—

Year	G-S	UT	AT	TT	TFL-YDS	Sacks-Yds
2018	9-0	3	3	6	0.0-0	0.0-0
Total	9-0	3	3	6	0.0-0	0.0-0

Year	FF	FR	PD	QBH	INT	BLK
2018	0	0	0	0	0	0
Total	0	0	0	0	0	0

6 miles **BATTLE** **FR. WR**

Houston, Texas • Cy Creek

6-4 • 199 • RS • Integrated Marketing Comm.




Competing for a starting position ... Productive offseason ... Rare combination of size and speed ... Has the ability to take the top off the defense ... Poised for a breakout season ... Grabbed two passes for 17 yards in the Grove Bowl ... **2018:** Appeared in four contests as a true freshman and was redshirted ... Member of the 2018 signing class ... vs. Southern Illinois (9/8/18): Made Rebel debut in win over the Salukis ... vs. ULM (10/6/18): Tallied one reception for 12 yards ... vs. Auburn (10/20/18): Hauled in one catch for six yards in reserve role ... at Texas A&M (11/10/18): Saw action but didn't record any stats ... **HIGH SCHOOL:** Rated a four-star recruit by 247Sports, Rivals and ESPN ... Ranked as the No. 330 recruit in the nation and the No. 56 wide receiver in the 2018 class by 247Sports Composite ... Listed as the No. 37 prospect in the state of Texas by 247Sports and No. 43 by Rivals ... Tabbed the No. 52 receiver in the 2018 class by 247Sports and No. 56 by Rivals ... Played for Team National in the Offense-Defense All-American Bowl ... Member of 2018 Austin American-Statesman Fabulous 55 ... Hauled in 52 catches for 761 yards and 13 touchdowns as a senior ... Finished high school career with 2,036 yards receiving and 30 total touchdowns ... Was a three-time 17-6A all-district selection, earning unanimous first team honors as a junior and senior ... Coached by Greg McCaig ... **PERSONAL:** Son of Tyrone Battle ... Full name is Miles Christopher Battle ... Born: Jan. 4, 2000 ... Athletic Director's Honor Roll in spring 2019 ... Intergrated marketing communications major.

BATTLE'S CAREER STATISTICS

—RECEIVING—

Year	G-S	Rec	Yds	TD	Lg	Avg.
2018	4-0	2	18	0	12	9.0
Total	4-0	2	18	0	12	9.0

BATTLE'S CAREER HIGHS

RECEPTIONS: 1, 2x, MR: vs. Auburn (10/20/18)
 RECEIVING YARDS: 12, vs. ULM (10/6/18)

drake
86 BECK
Columbus, Ga. • Brookstone
5-11 • 188 • 1L • Integrated Marketing Comm.

SO. WR




2018: Made first collegiate appearance in a reserve role vs. ULM (10/6/18) ... Earned first letter ... 2017: Did not see any action and was redshirted ... Non-scholarship player who joined the team for fall camp ... **HIGH SCHOOL:** Voted team captain senior year ... Grabbed 14 catches for 155 yards and 4 touchdowns senior year ... Lettered in soccer and wrestling ... Earned Hustle Award in football and soccer ... **PERSONAL:** Son of Jason and Deborah Beck ... Full name is Drake Anderson Beck ... Born: Apr. 5, 1999 ... Integrated marketing communications major.

quentin
94 BIVENS
Waynesboro, Miss. • Wayne County
6-2 • 299 • RS • Freshman Studies

FR. DL




On the depth chart at nose tackle ... Continues to improve ... Expected to play a larger role this year ... 2018: Appeared in three contests as a true freshman and was redshirted ... **HIGH SCHOOL:** Tabbed a consensus three-star recruit by Rivals, 247Sports and ESPN ... Rated as high as the No. 16 player in Mississippi (ESPN) ... 247Sports ranked him the No. 23 player in the state, and Rivals slotted him at No. 26 ... Rated the No. 66 DT in the country by ESPN and No. 93 by 247Sports ... Responsible for 125+ tackles throughout high school, including 66 as a senior and 60 as a junior ... Totaled three sacks, eight QB hurries and one interception as a senior ... Forced four fumbles and recovered ... First commit of the 2018 class ... Selected to play in the 2017 Mississippi/Alabama All-Star Game ... Coached by Todd Mangum ... **PERSONAL:** Son of Timothy Daniels and Janice Denes ... Full name is Quentin Bernard Bivens ... Born: Sept. 29, 1999 ... Freshman studies major.

truett
42 BOURNE
Madison, Miss. • Madison Central
6-0 • 209 • RS • General Business

FR. ILB




2018: Did not see any action and was redshirted ... Non-scholarship player who joined the team prior to the 2018 season ... **HIGH SCHOOL:** Selected to first team All-State his junior and senior seasons ... Recorded 152 tackles his junior year and 121 tackles his senior season ... Won the 2016 Baseball State Championship ... **PERSONAL:** Son of Joy and Jay Bourne ... Full name is James Truett Bourne ... Born: Sept. 8, 1999 ... General business major ... Dean's Honor Roll in fall 2018.

nick
64 BROEKER
Springfield, Ill. • Sacred Heart-Griffin
6-6 • 288 • HS • General Business

FR. OL




HIGH SCHOOL: Rated 4-star prospect by ESPN ... 3-star according to Rivals, 247Sports and 247Sports Composite ... No. 3 prospect in Illinois, No. 31 OT in the nation according to ESPN ... 2018 Champaign News Gazette All-State honoree ... Two-time All-Conference and All-Metro selection ... Led Sacred Heart-Griffin to 8-3 record and run to the second round of the IHSA Playoffs in 2018 ... Led Cyclones to 2016 and 2017 City Championship, 2016 Conference Championship and 6A State Runner-Up ... Three-year letterwinner in football, four-year letterwinner in basketball at SHG ... All-Metro First Team in basketball, All-Conference honorable mention (2017-18) ... Chose Ole Miss over Ohio State, Kentucky, Missouri, Michigan State, Minnesota and others ... Coached by Ken Leonard ... **PERSONAL:** Son of John and Missy Broeker ... Full name is Nicholas Michael Broeker ... Born Oct. 17, 2000 ... General business major.

ben
55 BROWN
Vicksburg, Miss. • St. Aloysius
6-5 • 315 • 1L • Exercise Science

SO. OL




Returning starter at right guard ... Strong, tough and physical player who is expected to be a force on the line ... Coachable and consistent ... 2018: Was named to the SEC All-Freshman team after starting every game at right guard ... One of only three freshmen in the country to start every game at right guard ... Led the team with 10 knockdown blocks on the season ... vs. Texas Tech (9/1/18): Made his first career start in win over Red Raiders ... Helped block for Scottie Phillips' 200-yard rushing performance, just the 10th such performance in school history ... vs. Southern Illinois (9/8/18): Started vs. the Salukis and graded out as the top performer on the o-line ... Helped the Rebels put up 629 total yards, 470 passing yards and 76 points, the fifth-most in school history ... vs. #1 Alabama (9/15/18): Made third career start at right guard ... vs. Kent State (9/22/18): Made start at right guard ... Helped pass block for Jordan's Ta'amu's 442-yard passing effort, the fourth-most yards in school history ... at #5 LSU (9/29/18): Graded out at 79 percent in start at right guard ... Played in 58 total plays with no missed assignments ... vs. ULM (10/6/18): Started at right guard and graded out at 98 percent, the best among all Ole Miss o-line starters ... Helped block for an Ole Miss offense that set school records in both total offense (826) and passing yards (517) ... The 826 total yards were the second-most ever by an SEC team and are the most by any FBS team this season ... Anchored a Rebel o-line that helped put up 49 first half points, the most in a half in the modern era ... at Arkansas (10/13/18): Got the start at right guard and graded out at 81 percent ... Helped block for an Ole Miss offense that put up 611 yards of total offense ... It was the fourth time in 2018 that the Rebels has surpassed the 600-yard mark in a game ... Blocked for quarterback Jordan Ta'amu's 528 yards of total offense, the second-most in school history ... vs. Auburn (10/20/18): Earned the start at right guard and graded out at 81 percent ... Helped pass protect for Jordan Ta'amu's 324-yard passing performance, his sixth 300-yard passing game of the season ... vs. South Carolina (11/3/18): Earned the start at right guard and graded out at 84 percent with one knockdown block ... Blocked for an Ole Miss offense that ran 98 plays and tallied 616 total yards of offense ... at Texas A&M (11/10/18): Made 10th straight start at right guard and graded out at 80 percent ... at Vanderbilt (11/17/18): Started at right guard and helped block for an Ole Miss offense that put up 578 yards of total offense, including 457 yards passing ... 2017: Did not see any action and was redshirted ... Member of the 2017 signing class ... Named a National Football Foundation Ole Miss Chapter Scholar-Athlete ... **HIGH SCHOOL:** MaxPreps Small School All-America second team ... A consensus 3-star recruit by all the major recruiting services ... Ranked the No. 1 offensive tackle recruit in Mississippi as well as the state's 13th-best player by Scout ... Chosen to play in the 2017 International Bowl as part of Team USA ... Named first team All-State by The Clarion-Ledger ... In his senior season, started all 12 games at both left tackle and defensive tackle ... Led the way upfront for St. Aloysius as they ran for 2,596 yards while averaging 7.2 yards per carry ... Finished with 37 tackles, a sack and a fumble recovery ... Coached in high school by Bobby Smithhart ... From a long line of Rebel football players, including father, Tim (1988-89), uncle, Burkes (1991-92), paternal grandfather, Allen (1962-64), maternal grandfather, Bobby Robinson (1962-64), great uncle, Jerry (1959-61) and father's cousin, Alton (1971-72) ... **PERSONAL:** Son of Tim and Le Brown ... Full name is Timothy Benjamin Brown ... Born: May 19, 1998 ... Was a member of National Honors Society, Mu Alpha Theta honors society, Wendy's Heisman School finalist, St. Aloysius Silver Service Award, four-time Principal's list recipient ... 2017-18 SEC First-Year Honor Roll ... Related to former Rebel and two-time Super Bowl champion Alton Brown along with Allen Brown, Jerry Glen Brown and Bobby Robinson ... Exercise science major ... SEC Fall Academic Honor Roll in 2018 ... Dean's Honor Roll in fall 2018 ... Chancellor's Honor Roll in spring 2019 ... Plans to pursue a career in physical therapy.

96 mac **BROWN** JR. P

Eden Prairie, Minn. • Saint Thomas Academy

6-3 • 203 • 2L • Integrated Marketing Comm.




Returning starter at punter and holder ... Showed great consistency the latter part of last season ... Coaches are excited about him ... **2018:** Appeared in all 12 games ... Punted 48 times and averaged 41.3 yards per punt with a long of 65 ... Talled six punts of 50 or more yards and pinned 13 punts inside the 20 ... vs. Texas Tech (9/1/18): Punted three times in season-opening win vs. Texas Tech, averaging 30.7 yards per punt ... vs. Southern Illinois (9/8/18): Punted twice with an average of 38.5 yards ... vs. #1 Alabama (9/15/18): Talled a career-high nine punts, for an average of 40.6 yards per punt ... vs. Kent State (9/22/18): Punted four punts for an average of 36.8 yards ... at #5 LSU (9/29/18): Punted six times for an average of 47.8 yards including a career-long punt of 63 yards ... vs. ULM (10/6/18): Punted twice for an average of 36.5, including one downed inside the 20 ... at Arkansas (10/13/18): Punted once for 35 yards ... vs. Auburn (10/20/18): Talled four punts and averaged 37.8 yards per punt, with two downed inside the 20-yard line ... vs. South Carolina (11/3/18): Recorded four punts for an average of 43.3 yards per punt, including a long of 50 yards and one punt inside the 20-yard line ... at Texas A&M (11/10/18): Punted six times for an average of 46.5 punts, including three punts greater than 50 yards ... at Vanderbilt (11/17/18): Talled one punt for 39 yards ... vs. #18 Mississippi State (11/22/18): Punted six times for an average of 43.6 yards with a career long of 65 yards ... **2017:** Appeared in four games as a punter ... Made his Rebel debut in the win over UT Martin (9/9/17): Punted once for 54 yards in the fourth quarter ... at Alabama (9/30/17): Had three punts for 117 yards ... Had one punt for 40 yards at No. 12 Auburn (10/7/17) ... **2016:** Did not see action and was redshirted ... Non-scholarship player who joined the team for fall camp ... **HIGH SCHOOL:** Helped Saint Thomas Academy to the state championship game as a senior by averaging 46 yards per punt as well as adding 1,364 all-purpose yards with 13 TDs ... Named first team All-State by AP at punter ... Named first team All-Metro by the Star Tribune ... Holds state record for longest punt (87 yards) ... Named National Specialist of the Week by Kohl's Kicking ... Coached by Dave Ziebarth ... Also lettered in swimming and tennis ... Won five state championships and was named an All-American in swimming ... Named all-conference in tennis four times ... Honor roll student ... **PERSONAL:** Son of Christopher and Susan Brown ... Full name is McCarthy Bennett Brown ... Born: Mar. 19, 1998 ... Has raised nearly \$50,000 for the fight against ALS since launching the Awesome Lemonade Stand in 2012 in his hometown ... SEC Fall Academic Honor Roll in 2018 ... Dean's Honor Roll in fall 2018 ... Athletic Director's Honor Roll in spring 2019 ... Integrated Marketing communications major.

MAC BROWN'S CAREER STATISTICS

—PUNTING—

Year	G	No.	Yds	LP	Avg	I20
2017	4	5	211	54	42.2	0
2018	12	48	1980	65	41.3	13
Total	16	53	2191	65	41.3	13

MAC BROWN'S CAREER HIGHS

PUNTS: 9, vs. Alabama (9/15/18)
 PUNTING YARDS: 365, vs. Alabama (9/15/18)
 LONGEST PUNT: 65, vs. Mississippi State (11/22/18)

76 nic **CANTU** FR. OL

Memphis, Tenn. • Christian Brothers

6-4 • 286 • RS • Journalism






2018: Appeared in one game as a freshman and was redshirted ... Non-scholarship player who joined the team prior to the 2018 season ... **HIGH SCHOOL:** Played offensive line for Christian Brothers ... Earned three letters ... Coached in high school by Thomas McDaniel. ... **PERSONAL:** Son of Lorenzo Cantu and Heather Cantu-Walker ... Full name is Nicholas Emilio Cantu ... Born: Dec. 20, 1999 ... Journalism major.

89 jacob **CARTER** SO. WR

Pontotoc, Miss. • East Central CC

5-11 • 194 • RS • Mechanical Engineering

2018: Made first collegiate appearance in a reserve role vs. ULM (10/6/18) ... Non-scholarship player who joined the team prior to spring drills in 2018 ... **JUNIOR COLLEGE:** Played in five games at quarterback ... Coached by Ken Karcher ... **HIGH SCHOOL:** 4A all-state selection in football his senior year at Pontotoc HS ... 33 TDs during his senior year with 62 percent completion percentage ... Also lettered in baseball ... Coached by father, Jeff Carter ... **PERSONAL:** Son of Jeff and Rachelle Carter ... Full name is Jacob Austin Carter ... Born: Sept. 26, 1998 ... Athletic Director's Honor Roll in fall 2018 ... Chancellor's Honor Roll in spring 2019 ... Mechanical engineering major.



36 ashanti **CISTRUNK** FR. ILB

Louisville, Miss. • Louisville

6-2 • 211 • HS • General Business




Enrolled early and participated in spring drills ... Promising young player who is working to develop his strength and size ... Athleticism is his strong point ... **HIGH SCHOOL:** Unanimous 3-star prospect by ESPN, Rivals and 247Sports ... No. 29 outside linebacker and No. 15 player in Mississippi in 2019 class (Rivals) ... Played in the Mississippi/Alabama All-Star Game ... Tabbed to 2018 Class 4A All-State First Team ... Helped catapult Louisville to the Class 4A State Championship as a senior ... Led the Wildcats with seven interceptions despite missing four games due to injury ... Second on the team with 109 tackles ... Also rushed six times for 106 yards and a touchdown ... As a junior, racked up 133 tackles with 4.0 sacks ... A two-sport athlete, also playing basketball ... Chose Ole Miss over Vanderbilt, Memphis, Louisiana and Tulane ... Coached by M.C. Miller ... **PERSONAL:** Son of Rodney and Terri Cistrunk ... Full name is Ashanti D'Varius Cistrunk ... Born Dec. 16, 2000 ... General business major.

40 **josiah COATNEY** SR. DL  

Douglasville, Ga. • Holmes CC
6-4 • 314 • 2L • General Studies

Preseason All-SEC fourth team (Phil Steele) ... Returning starter who can play end or tackle ... Opportunity to be very productive in this defense ... **2018:** Appeared in all 12 games, making 11 starts on the defensive line ... Finished third on the team with 63 total tackles ... Tallied four TFL and one sack ... Made his 2018 debut vs. Texas Tech and registered five tackles and 1.5 tackles for loss ... vs. Southern Illinois (9/8/18): Tallied six total tackles in win over the Salukis ... vs. #1 Alabama (9/15/18): Recorded four total tackles, including three solo stops ... vs. Kent State (9/22/18): Made four tackles, all of which were solo, and one tackle for loss ... at #5 LSU (9/29/18): Tallied a career-high nine tackles and a half tackle for loss vs. the Tigers ... vs. ULM (10/6/18): Recorded two total tackles as a starter at defensive tackle ... at Arkansas (10/13/18): Started at defensive tackle and tallied three total tackles ... vs. Auburn (10/20/18): Earned the start at defensive tackles and tallied two total tackles ... vs. South Carolina (11/3/18): Started at defensive tackle and recorded four total tackles ... at Texas A&M (11/10/18): Tied season high with nine tackles ... at Vanderbilt (11/17/18): Earned the start at defensive tackle and tallied three total tackles ... Named to the Preseason All-SEC fourth team by Athlon **2017:** Started every game on the defensive line, ranking third on the team in total tackles ... vs. South Alabama (9/1/17): Second on the team with five stops (three solo), and led the defense with two TFL ... vs. UT Martin (9/9/17): Started at DT and turned in five total tackles ... at Cal (9/16/17): Made five total stops, including 0.5 TFL ... at Alabama (9/30/17): Made five tackles ... at No. 12 Auburn (10/7/17): Led the team with eight tackles including four solo stops ... vs. Vanderbilt (10/14/17): Had three tackles including his first career sack ... vs. LSU (10/21/17): Had five tackles ... Made six tackles including 1.0 TFL and one QBH vs. Arkansas (10/28/17) ... Selected SEC Defensive Lineman of the Week after performance at Kentucky (11/4/17): Had five tackles, including a career-high 2.5 TFL and 2.0 sacks ... Made three stops including 0.5 sack in the win over Louisiana (11/11/17) ... Had seven tackles and 0.5 TFL against Texas A&M (11/18/17) ... Forced a fumble and tied his season high with eight tackles, including a 0.5 TFL, at Mississippi State (11/23/17) ... **2016:** Did not see action and was redshirted ... **JUNIOR COLLEGE:** A MACJC first team All-State selection after finishing third on the Holmes team with 46 tackles as a freshman ... Added 8.5 tackles for loss, three sacks and two blocked kicks ... Returned an interception for a 30-yard touchdown and a fumble recovery for a 4-yard score ... Coached in junior college by Jeff Koonz ... **HIGH SCHOOL:** Attended Chapel Hill High School ... A 4-star recruit who was rated as the No. 31 defensive tackle in the country by ESPN ... **PERSONAL:** Son of Lafayette and Lorine Coatney ... Full name is Josiah Jeremy Coatney ... Born: Jan. 4, 1996 ... Majoring in general studies with an emphasis in education, history and legal studies.

COATNEY'S CAREER STATISTICS

—DEFENSE—

Year	G-S	UT	AT	TT	TFL-YDS	Sacks-Yds
2017	12-12	24	41	65	8.0-30	3.5-24
2018	12-11	23	40	63	4.0-11	1.0-6
Total	24-23	47	81	128	12.0-41	4.5-30

Year	FF	FR	PD	QBH	INT	BLK
2017	1	0	0	2	0	0
2018	1	0	1	2	0	0
Total	2	0	1	4	0	0

COATNEY'S CAREER HIGHS

TACKLES: 9, at LSU (9/29/18)
SOLO TACKLES: 4, 4x, MR: at Texas A&M (11/10/18)
TFLs: 2.5, at Kentucky (11/4/17)
SACKS: 2.0, at Kentucky (11/4/17)
PASSES DEFENDED: 1, vs. Southern Illinois (9/8/18)
FORCED FUMBLES: 1, vs. Mississippi State (11/23/17)
QB HURRIES: 1, 3x, MR: vs. Southern Illinois (9/8/18)

97 **spencer COLE** JR. P  

Flowood, Miss. • Hinds CC
6-0 • 188 • RS • Political Science

Listed as the backup at punter and holder ... Very valuable to the special teams units ... **2018:** Appeared in one game as a freshman and was redshirted ... Punted one time for an average of 40 yards ... Non-scholarship player who joined the team prior to the 2018 season ... **JUNIOR COLLEGE:** Spent two years at Hinds Community College where he earned first team all region honors both seasons ... Averaged 41.2 yards per punt as a freshman ... Nearly half of his 48 punts were downed inside the 20-yard line ... **HIGH SCHOOL:** Played punter and kicker for Northwest Rankin ... Earned 10 letters ... Named to first team all-state in 2015-16 and second team all-state in 2014-15 ... Coached in high school by Toby Collums ... Also ran track and played soccer ... **PERSONAL:** Son of Lynn and Julie Cole ... Full name is Spencer Pope Cole ... Born: April 20, 1998 ... Political science major.

70 **carter COLQUITT** FR. OL  

Buford, Ga. • Buford
6-5 • 300 • HS • General Business

HIGH SCHOOL: Unanimous 3-star prospect by ESPN, Rivals and 247Sports ... No. 41 offensive guard in 2019 class (ESPN) ... Missed the majority of his senior season after suffering an injury in the season opener ... Garnered preseason all-state, all-region and all-county accolades ... Winner of Cecil Morris Award ... Helped lead Buford to the Georgia AAAAA State Semifinal Game as a junior ... Tallied 78 pancake blocks during junior season ... Assisted Buford in state runner up season as a sophomore ... Chose Ole Miss over Florida, Auburn, Arkansas, Kentucky, Michigan, Oregon, NC State and Mississippi State among 21 offers ... Coached by John Ford ... **PERSONAL:** Son of Chris and Julie Colquitt ... Full name is Carter David Colquitt ... Born Nov. 24, 2000 ... General business major.

24 **snoop CONNER** FR. RB  

Hattiesburg, Miss. • Hattiesburg
5-10 • 216 • HS • General Business

Member of the 2019 signing class ... Enrolled early and participated in spring drills ... Most physical back at the position ... Shown the ability to block, pass protect and catch the ball out of the backfield ... Potential to be an every-down back in the future ... Rushed 10 times for 52 yards and caught two passes for 12 yards in the Grove Bowl ... **HIGH SCHOOL:** Consensus 3-star prospect by 247Sports, Rivals and ESPN ... Named Class 5A Mr. Football by MHSAA ... Selected to Clarion Ledger's 2018 Dandy Dozen ... No. 3 RB prospect in Mississippi (247Sports Composite) ... Earned MVP honors after running for two TDs and 112 yards on 17 carries at Mississippi/Alabama All-Star Game ... Played quarterback at Hattiesburg HS ... Threw for 2,555 yards with 25 TDs and 5 INTs as a junior, adding 1,442 yards and 28 TDs on the ground ... Notched 2,324 yards and 24 TDs with nine INTs as a senior, in addition to 1,622 rushing yards and 27 TDs ... Amassed 8,411 total yards and 63 TDs ... Finished high school career with 3,465 rushing yards, averaging 7.7 yards per carry ... Chose Ole Miss over offers from Memphis, Louisiana, Southern Miss and Tulane ... Coached by Tony Vance ... **PERSONAL:** Son of JD Conner and Michelle Cole ... Full name is Jarod Devon Conner ... Born Aug. 1, 2000 ... General business major.

15 octavious COOLEY

SR. TE



Laurel, Miss. • Laurel

6-3 • 263 • 3L • Criminal Justice



Preseason All-SEC fourth team (Phil Steele) ... Poised for breakout season ... Continues to improve route running, run blocking and fundamentals ... Collected two catches for 33 yards in the Grove Bowl ... **2018:** Appeared in all 12 games with one start at tight end ... Hauled in eight catches for 172 yards and one TD ... Made his 2018 debut vs Texas Tech (9/1/2018) and did not record any stats ... vs. Southern Illinois (9/8/18): Appeared vs. the Salukis in a reserve role ... vs. #1 Alabama (9/15/18): Appeared as a backup tight end ... vs. Kent State (9/22/18): Played in a reserve role as backup tight end ... at #5 LSU (9/29/18): Saw playing time as a reserve tight end but didn't record any stats ... vs. ULM (10/6/18): Played in game as a reserve tight end and on special teams ... at Arkansas (10/13/18): Had career day with two catches for 85 yards and his first career touchdown ... vs. Auburn (10/20/18): Hauled in one catch for eight yards ... vs. South Carolina (11/3/18): Talled one catch for 15 yards vs. the Gamecocks ... at Texas A&M (11/10/18): Recorded a career-high three catches for 66 yards ... at Vanderbilt (11/17/18): Made his first career start and tallied one catch ... **2017:** Appeared in 10 games as a backup tight end ... Made his 2017 debut vs. UT Martin (9/9/17): Caught one pass for four yards ... Saw time on special teams in the game at Alabama (9/30/17) ... Had a career-long reception of 31 yards against Arkansas (10/28/17), finishing with two catches for 49 yards ... Saw playing time in the win at Kentucky (11/4/17) ... Had one catch for 13 yards in the win over Louisiana (11/11/17) ... Saw the field at Mississippi State (11/23/17) ... **2016:** True freshman played in four games (Wofford, Georgia, Vanderbilt, Mississippi State) as a reserve tight end ... Earned first letter ... vs. Wofford (9/10/16): Made his collegiate debut ... Member of the 2016 signing class ... **HIGH SCHOOL:** A second team MaxPreps All-American and first team MaxPreps Medium Schools All-American ... A 4-star recruit by 247Sports, ESPN and Scout ... Ranked the 39th-best overall recruit and third-best tight end in the nation by Scout ... Also ranked as a top 300 national recruit by 247Sports and ESPN ... Listed as the No. 2 prospect in Mississippi by Scout and top 10 in the state by 247Sports and ESPN ... Played in the Mississippi-Alabama All-Star Game ... As a senior, hauled in 68 passes for 1,448 yards and 13 TDs while also adding six rushing TDs ... Helped Laurel to a state semifinal appearance ... Named first team All-State at TE by the Mississippi Association of Coaches, The Clarion-Ledger and USA Today ... The Clarion-Ledger Dandy Dozen ... Ended his career with 4,419 receiving yards and 51 total TDs ... Coached in high school by Todd Breland ... **PERSONAL:** Son of Lori Cooley and Carl Blakely ... Full name is Octavious Jaquan Cooley ... Born: Dec. 19, 1996 ... Majoring in Criminal justice with an emphasis in corrections.

COOLEY'S CAREER STATISTICS

—RECEIVING—

Year	G-S	Rec	Yds	TD	Lg	Avg.
2016	4-0	0	0	0	--	--
2017	10-0	4	66	0	31	16.5
2018	12-1	8	172	1	66	21.5
Total	26-1	12	238	1	66	19.8

COOLEY'S CAREER HIGHS

RECEPTIONS: 3, at Texas A&M (11/10/18)
 RECEIVING YARDS: 85, at Arkansas (10/13/18)
 LONG RECEPTION: 66, vs. Arkansas (10/13/18)
 TOUCHDOWNS: 1, vs. Arkansas (10/13/18)

2 matt CORRAL

FR. QB



Ventura, Calif. • Long Beach Poly

6-1 • 207 • RS • General Studies



Starting quarterback ... Outstanding arm talent ... Competitive personality ... Good athlete with the desire to be great ... Completed 22-of-37 passes for 240 yards and a TD in the Grove Bowl ... **2018:** Appeared in four games as a true freshman and was redshirted ... vs. Southern Illinois (9/8/18): Made collegiate debut in win over Salukis ... Completed 1-of-2 passes for 31 yards ... Talled first career touchdown with a one yard touchdown run ... vs. ULM (10/6/18): Was a perfect 10-for-10 in pass attempts, for 143 yards and two scores against the Warhawks ... Rushed six times for 78 yards and one TD ... Helped lead an Ole Miss offense that set school records in both total offense (826) and passing yards (517) ... The 826 total yards were the second-most ever by an SEC team and are the most by any FBS team this season ... vs. South Carolina (11/3/18): Saw action in a backup role and was 0-for-2 in pass attempts ... vs. #18 Mississippi State (11/22/18): Completed 5-of-8 passes for 65 yards and one interception ... Member of the 2018 signing class ... **HIGH SCHOOL:** A U.S. Army All-America selection ... Rated a consensus four-star prospect ... A top-100 recruit by all major recruiting services ... Rated the No. 60 player overall in the 2018 class per the 247Sports Composite ... Ranked No. 74 overall prospect by Rivals, No. 86 by 247Sports ... Member of the ESPN 300, ranked No. 90 ... Touted as the No. 3 ranked pro-style quarterback in the 2018 class by Rivals, No. 4 by 247Sports and No. 6 by ESPN ... A top-10 recruit in the state of California according to ESPN and Rivals ... Was an Elite 11 QB that participated in the 2017 Opening Finals ... Participated in the Rivals100 Five-Star Challenge ... Threw for 2,495 yards and 29 touchdowns during senior year at Long Beach Poly ... Accounted for over 11,000 yards and 123 TDs as a four-year starter for Long Beach and Oaks Christian ... Represented the West team in 2018 U.S. Army All-American Bowl ... Coached by Antonio Pierce ... **PERSONAL:** Son of Peter and Elizabeth Corral ... Full name is Matt Anthony Corral ... Born: Jan. 31, 1999 ... General studies major.

CORRAL'S CAREER STATISTICS

—PASSING—

Year	G-S	Cmp-Att	Pct.	Yds	TD	INT	LP
2018	4-0	16-22	72.7	239	2	1	33
Total	4-0	16-22	72.7	239	2	1	33

—RUSHING—

Year	G-S	Att	Yds	TD	Lg	Avg.
2018	4-0	13	83	2	61	6.4
Total	4-0	13	83	2	61	6.4

CORRAL'S CAREER HIGHS

PASSING ATTEMPTS: 10, vs. ULM (10/6/18)
 COMPLETIONS: 10, vs. ULM (10/6/18)
 PASSING YARDS: 143, vs. ULM (10/6/18)
 PASSING TDs: 2, vs. ULM (10/6/18)
 LONG COMPLETION: 31, vs. Southern Illinois (9/8/18)
 RUSHING ATTEMPTS: 6, vs. ULM (10/6/18)
 RUSHING YARDS: 78, vs. ULM (10/6/18)
 RUSHING TOUCHDOWNS: 1, 2x, MR: vs. ULM (10/6/18)
 LONGEST RUSH: 31, vs. ULM (10/6/18)
 TOTAL OFFENSE YARDS: 221, vs. ULM (10/6/18)
 TOTAL TOUCHDOWNS: 3, vs. ULM (10/6/18)

7 ledarrius
COX

Mobile, Ala. • McGill Toolen

6-5 • 300 • HS • General Business

FR. DE




HIGH SCHOOL: A unanimous three-star recruit by all major recruiting services ... Ranked the 39th best defensive tackle in the 2019 class by Rivals ... No. 43 DT by ESPN and No. 49 by 247Sports ... No. 19 player in Alabama by Rivals and 247Sports Composite ... Earned first team Class 7A all-state and all-coastal honors from Alabama Sports Writers Association as a senior at McGill Toolen HS ... Tallied 42 solo tackles, including five sacks and eight tackles for loss in 2018 ... Helped lead Yellow Jackets to a 9-3 record and a 7A quarterfinals appearance as a senior ... Participated in the 2018 Alabama/Mississippi All-Star Game and tallied five total tackles and one TFL ... Coached by Bill Griffin ... **PERSONAL:** Son of Lisa Cox ... Full name is LeDarricus Cortez Cox ... Born Jan. 30, 2001 ... General business major.

peyton
65 COX

Metairie, La. • Jesuit

5-11 • 317 • 1L • Sport & Recreation Admin.

SO. OL




2018: Made first collegiate appearance in a reserve role vs. ULM (10/6/18) ... Earned first letter ... **2017:** Did not see any action and was redshirted ... Non-scholarship player who joined team for fall camp ... **HIGH SCHOOL:** Led Jesuit High School to a 12-2 record and the 2015 LHSAA D1 Football Championship ... Lettered three times in football ... Coached in high school by Mark Sony and Graham Jarrot ... Also lettered in wrestling ... Wants to pursue a career in sports management ... **PERSONAL:** Son of Ralph and Regina Cox ... Born: Aug. 31, 1998 ... Athletic Director's Honor Roll in fall 2018 and spring 2019 ... Sport and Recreation Administration major with an emphasis in sport and recreation administration.

jalen
50 CUNNINGHAM

Odenville, Ala. • St. Clair Country

6-4 • 369 • RS • Integrated Marketing Comm.

FR. OL




Listed as a backup guard ... Moves well for his size ... Continues to improve his fitness and technique ... Big opportunity to contribute this year ... **2018:** Did not see any action and was redshirted ... Member of the 2018 signing class ... **HIGH SCHOOL:** Rated as high as a four-star recruit by Rivals ... 247Sports and ESPN tabbed him a three-star DT ... Ranked as high as No. 7 player in the state of Alabama (Rivals), and No. 21 by ESPN and No. 25 by 247Sports ... Rivals also tabbed him the No. 15 DT in the country ... Selected to play in the 2017 Mississippi/Alabama All-Star Game ... Also chosen to play in the Offense/Defense All-American Bowl ... Helped lead St. Clair County to the 2017 Super 7 State Championship and an 11-4 record ... Coached by Matt Glover ... **PERSONAL:** Son of Helen Cunningham ... Full name is Jalen Marques Cunningham ... Born: Oct. 25, 1999 ... Integrated marketing communications major.

2 montrell
CUSTIS

Jonesboro, Ga. • Lovejoy

6-0 • 175 • 3L • General Studies

SR. DB




Missed spring drills recovering from knee surgery ... Working his way back up the depth chart ... Versatile player that can line up at safety and nickelback ... Productive summer ... **2018:** Started the first three games of the season before suffering season-ending knee injury ... Tallied 13 total tackles prior to getting hurt ... Made his 2018 debut vs Texas Tech (9/1/2018) and recorded a career-high seven tackles, including one tackle-for-loss and four PBUs ... vs. Southern Illinois (9/8/18): Started and tallied three total tackles in win over the Salukis ... vs. #1 Alabama (9/15/18): Recorded three total tackles before sustaining season-ending knee injury ... **2017:** Appeared in 10 games as a backup defensive back and recorded 11 tackles ... **2016:** Played in nine games as a backup defensive back and on special teams, registering nine tackles ... **2017:** Appeared in 10 games as a backup defensive back ... Saw playing time in the opener vs. South Alabama (9/2/17) ... Also played vs. UT Martin (9/9/17) ... at Cal (9/16/17): Made two tackles ... Saw substantial playing time at Auburn (10/7/17), making one tackle with one QBH ... Had one tackle vs. LSU (10/21/17) ... Had one tackle against Arkansas (10/28/17) ... Made one tackle against Louisiana (11/11/17) ... Tied his career high with three tackles against Texas A&M (11/18/17) ... at Mississippi State (11/23/17): Recovered his first-career fumble and tallied a pair of tackles ... **2016:** Played in nine games as a backup defensive back and on special teams ... Totaled nine tackles and two pass breakups on the season ... Did not see action in the last three games of the year ... Earned first letter ... vs. #4 Florida State (9/5/16): Saw action at defensive back in his college debut, making one tackle and breaking up a pass ... vs. Wofford (9/10/16): Posted two stops ... vs. #1 Alabama (9/17/16): Made one tackle and broke up a pass ... vs. #11 Georgia (9/24/16): Made three tackles (two solo) ... at #23 LSU (10/22/16): Posted a pair of solo tackles ... **2015:** Did not see any action and was redshirted ... Member of the 2015 signing class ... **HIGH SCHOOL:** Rated a 4-star prospect and the No. 28 safety in the nation by Scout ... Tabbed the 34th-best cornerback in the country by ESPN ... The No. 28 prospect from Georgia, according to Scout ... Class AAAAAA All-State honorable mention by the Georgia Sports Writers Association and All-Region 2-AAAAAA after his senior season ... Amassed 67 tackles and four interceptions as a junior and was named all-region ... Named one of the Atlanta Journal-Constitution's Super 75 recruits ... Participated in Nike's The Opening camp ... Coached in high school by Al Hughes and Edgar Carson ... High school teammates with former Ole Miss linebacker DeMarquis Gates ... **PERSONAL:** Son of Terrell and Kisha Custis ... Born: Nov. 15, 1996 ... Wants to be a sports agent ... General studies major with minors in education, legal studies and recreation administration.

CUSTIS' CAREER STATISTICS

—DEFENSE—						
Year	G-S	UT	AT	TT	TFL-YDS	Sacks-Yds
2016	9-0	5	4	9	0.0-0	0.0-0
2017	10-0	8	3	11	0.0-0	0.0-0
2018	3-3	12	1	13	1.0-1	0.0-0
Total	22-3	25	8	33	1.0-1	0.0-0

Year	FF	FR	PD	QBH	INT	BLK
2016	0	0	2	0	0	0
2017	0	1	0	2	0	0
2018	0	0	4	0	0	0
Total	0	1	6	2	0	0

CUSTIS' CAREER HIGHS

TACKLES: 7, vs. Texas Tech (9/1/18)
SOLO TACKLES: 7, vs. Texas Tech (9/1/18)
PASSES DEFENDED: 4, vs. Texas Tech (9/1/18)
QB HURRIES: 1, 2x, MR: at No. 12 Auburn (10/7/17)
FUMBLE RECOVERIES: 1, at Mississippi State (11/23/17)

3 vernon
DASHER

Baxley, Ga. • Coffeyville CC

6-1 • 210 • 1L • General Studies

SR. DB




Ended the spring as a backup at strong safety ... Physical player ... **2018:** Appeared in 11 games, starting the final nine in the secondary for the Rebels ... Tallied 36 total tackles on the season with four passes defended and one interception return for a TD ... vs. Texas Tech (9/1/18): Made his Ole Miss debut and recorded five tackles ... vs. Southern Illinois (9/8/18): Tallied five total tackles in win over the Salukis ... Recorded first career interception and returned it 88 yards for a touchdown ... Named to Pro Football Focus' Week 2 SEC Team of the Week ... vs. Kent State (9/22/18): Started in the Star position, but did not record any stats ... at #5 LSU (9/29/18): Got the start at the Star position and tallied two total tackles ... vs. ULM (10/6/18): Started at Star and recorded one tackle ... at Arkansas (10/13/18): Earned the start at Star position and didn't record any stats ... vs. Auburn (10/20/18): Started and recorded three total tackles ... at Texas A&M (11/10/18): Started at star and tallied three total tackles and one pass breakup ... at Vanderbilt (11/17/18): Recorded five total tackles and tallied, including his first-career tackle for loss ... vs. #18 Mississippi State (11/22/18): Registered three solo stops ... **JUNIOR COLLEGE:** Rated a three-star JUCO recruit by Rivals ... Earned 2017 NCAA first team All-America honors ... Named the 2017 Kansas Jayhawk Community College Conference (KJCCC) Defensive MVP and KJCCC First Team All-Conference ... Was a dominating force on the Red Ravens defense with 98 tackles, two sacks, three interceptions, two fumble recoveries, 1 forced fumble and four touchdowns as a sophomore ... Responsible for 71 total tackles, 10 TFL, one fumble recovery and two forced fumbles as a freshman ... Coached at Coffeyville by Aaron Flores ... **HIGH SCHOOL:** Coached by JT Pollock ... Played QB at Appling County ... **PERSONAL:** Son of Vernon and Greta Dasher ... Full name is Vernon Dasher, Jr. ... Born: May 13, 1997 ... Cousin of MLB's Byron Buxton of the Minnesota Twins ... General studies major with an emphasis in education, general business and recreation administration.

DASHER'S CAREER STATISTICS

—DEFENSE—

Year	G-S	UT	AT	TT	TFL-YDS	Sacks-Yds
2018	11-9	18	18	36	1.0-8	0.0-0
Total	11-9	18	18	36	1.0-8	0.0-0

Year	FF	FR	PD	QBH	INT	BLK
2018	0	0	4	0	1	0
Total	0	0	4	1	1	0

DASHER'S CAREER HIGHS



TACKLES: 8, vs. Auburn (10/20/18)
 SOLO TACKLES: 4, 2x, MR: vs. Auburn (10/20/18)
 PASSES DEFENDED: 2, vs. Southern Illinois (9/8/18)
 INTERCEPTIONS: 1, vs. Southern Illinois (9/8/18)
 TOUCHDOWN: 1, vs. Southern Illinois (9/8/18)

93 sincere
DAVID

Jacksonville, Fla. • Sandalwood

6-0 • 330 • 1L • General Studies

SO. NT

Good size and able to control blockers up front ... Continues to show improvement ... **2018:** Appeared in eight games as a reserve defensive tackle ... Earned first collegiate letter ... vs. Texas Tech (9/1/18): Appeared in a backup role at defensive tackle ... vs. Southern Illinois (9/8/18): Played as a backup but did not record any stats ... vs. #1 Alabama (9/15/18): Saw the field in loss ... vs. Kent State (9/22/18): Played as backup DT ... vs. ULM (10/6/18): Saw action as a reserved defensive tackle, but didn't record any stats ... vs. Auburn (10/20/18): Played as a reserve defensive tackle ... vs. South Carolina (11/3/18): Didn't record any stats in reserve role ... **2017:** Did not see any action and was redshirted ... Member of 2017 signing class ... **HIGH SCHOOL:** A consensus 3-star prospect ... Rated the No. 62 defensive tackle by ESPN, No. 77 by 247Sports and No. 80 by Scout ... Scout also rated him the No. 7 defensive tackle in Florida ... Named an All-Gateway Conference selection ... Associated Press Class 8A All-State team ... First team all-coast selection by the Florida Times-Union as a junior ... Helped lead Sandalwood to the state playoffs three of four years ... Coached in high school by Adam Geis ... **PERSONAL:** Son of William David ... Full name is Sincere Wushon David ... Born: April 12, 1999 ... General studies major with minors in legal studies, African American studies and recreation administration.

12 kinkead
DENT

Yazoo City, Miss. • Jackson Academy

6-5 • 189 • HS • General Business

FR. QB





Member of the 2019 signing class ... Enrolled early and participated in spring drills ... Listed as a backup ... Good size and arm talent ... Has a bright future ... Completed 4-of-12 passes for 36 yards and rushed six times for 50 yards in the Grove Bowl ... **HIGH SCHOOL:** Unanimous 3-star commit according to Rivals, ESPN and 247Sports ... No. 1 pro-style quarterback prospect in Mississippi (247Sports Composite) ... Named MAIS First Team All-State (2018) ... Selected to MAIS Class AAA/AAAA All-Star Game (2018) ... Led Jackson Academy to 9-3 record and 4A State Semifinal berth as a senior ... Was 88-for-170 with 1,365 yards passing and 909 yards rushing and 26 total touchdowns during senior season ... Finished high school career with 3,855 passing yards, 1,757 rushing yards and 60 total touchdowns ... Chose Ole Miss over Cincinnati, Arkansas State, Colorado State, Louisiana Tech, Louisiana, ULM, Toledo and others ... Coached by Larry Weems ... **PERSONAL:** Son of Hayes and Carolyn Dent ... Full name is Robert Kinkead Dent ... Born: July 27, 2000 ... Dean's Honor Roll in spring 2019 ... General business major.

11 dontario
DRUMMOND JR. WR

Laurel, Miss. • East Mississippi CC

6-1 • 204 • TR • General Studies




Enrolled early and participated in spring drills ... Vying for a starting spot ... Brings a veteran mindset and experience after a championship JUCO career ... Totaled three receptions for 38 yards in the Grove Bowl ... **JUNIOR COLLEGE:** Consensus 3-star prospect according to 247Sports, Rivals and ESPN ... Was named a first team NJCAA All-American following his sophomore campaign at East Mississippi Community College ... Had 95 receptions, 1,466 receiving yards, and 21 touchdowns in two seasons in Scooba, Miss. ... Is the East Mississippi CC all-time leader in receptions as well as receiving yards ... Helped lead his school to a national title in the 2017 and 2018 JUCO Championship Games ... Fourth-rated JUCO receiving prospect in the country by 247Sports Composite rankings ... No. 7 JUCO prospect in the state of Mississippi, and the No. 35 JUCO prospect in the country, according to 247Sports rankings ... Chose Ole Miss over Arkansas, Kansas, Colorado State, and Arkansas State ... Coached by Buddy Stephens ... **HIGH SCHOOL:** Totaled 3,474 all-purpose yards throughout his four-year career at Laurel ... Finished with 1,568 receiving yards (4th in the state) and 17 touchdowns his senior year of 2016 ... Recorded eight touchdowns in both his sophomore and junior years of high school ... Played baseball, basketball, and football while at Laurel ... Helped win state championships with both football and basketball teams ... Named second-team all-state by the Clarion Ledger after outstanding senior season ... Coached by Todd Breland ... **PERSONAL:** Son of Kelvin Chinn and Alma Jackson ... Born: Aug. 22, 1997 ... General studies major with minors in education, recreation administration and legal studies.

9 jerrion
EALY FR. RB

Walnut Grove, Miss. • Jackson Prep

5-10 • 200 • HS • General Business




HIGH SCHOOL: Earned MVP honors at the 2019 Under Armour All-American Game after rushing for a game-record 116 yards and two touchdowns... A top-100 recruit by all major recruiting services ... A five-star recruit according to 247Sports Composite ... Member of the ESPN 300, ranked No. 19 ... Rated the No. 26 player overall in the 2019 class per the 247Sports ... Ranked No. 58 overall prospect by Rivals, No. 29 by 247Sports Composite ... Touted as the No. 3 ranked running back in the 2019 class by 247Sports and ESPN ... Rated as No. 5 back by Rivals ... Ranked the top recruit in the state of Mississippi by ESPN, No. 3 by 247Sports and Rivals ... Four-year letter-winner at Jackson Prep ... As a senior, rushed 167 times for 1,526 yards, an average of 8.9 yards per carry, with 24 touchdowns ... Won four MAIS state titles at Jackson prep, including the Patriots' seventh-straight in 2018 ... Finished high school career with over 5,000 yards rushing and 84 touchdowns ... Selected to Clarion Ledger's 2018 Dandy Dozen ... Also lettered in baseball at Jackson Prep ... Projected as a first round selection in the 2019 MLB Draft ... Participated in the 2018 Perfect Game National Showcase ... Chose Ole Miss over Alabama, Clemson, Mississippi State, Auburn, Florida State, Michigan, Oregon, Texas and others ... Coached by Ricky Black ... **PERSONAL:** Son of Vanessa Simmons and Howard Ealy ... Full name is Jerrion Zawasky Ealy ... Born Aug. 19, 2000 ... General business major.

35 donta
EVANS JR. ILB

Lawrenceville, Ga. • Archer

6-1 • 235 • 2L • Managerial Finance




Listed as a backup ... Expected to play an increased role this season ... The 3-4 defense suits him well ... Credited with four tackles in the Grove Bowl ... **2018:** Saw action in seven games ... Tallied five total tackles on the season ... Recorded two tackles against both ULM (10/6/18) and Arkansas (10/13/18) ... Registered a tackle for loss against Auburn (10/20/18) ... **2017:** Appeared in 11 games, making four starts at mike linebacker ... Made his collegiate debut starting in the opener vs. South Alabama (9/2/17): Made three stops, including two solo tackles ... Started vs. UT Martin (9/9/17): Made two tackles ... at Cal (9/16/17): Made one tackle ... Had a 2-yard TFL at Alabama (9/30/17) ... Tied his career high with three tackles vs. LSU (10/21/17) ... Got the start at linebacker against Arkansas (10/28/17) and made a career-high six tackles including three solo stops ... at Kentucky (11/4/17): Started at Mike linebacker and made one tackle ... Did not play against Louisiana (11/11/17) ... Came in off the bench at Mississippi State (11/23/17) ... **2016:** Did not see any action and was redshirted ... Early enrollee ... Member of the 2016 signing class ... **HIGH SCHOOL:** A consensus 3-star prospect by the major recruiting services ... Rated the 21st-best inside linebacker in the country by Rivals and 22nd-best by 247Sports and ESPN ... Played in the Offense-Defense All-American Senior Bowl ... As a senior, he helped Archer to an 11-3 record and a quarterfinal appearance in the 6A playoffs ... Collected 93 tackles and three sacks ... As a junior, he racked up 116 tackles and six sacks ... Coached in high school by Andy Dyer ... **PERSONAL:** Son of Lucinda Evans and stepfather Demond Pearson ... Full name is Lorenval Donta Evans II ... Born: Sept. 1, 1998 ... Made Dean's Honor Roll for Fall 2016 and U.M.A.A. Honor Roll for Spring 2016 ... NFF Freshman Scholar-Athlete in 2016 ... SEC Academic Honor Roll in 2016 ... Managerial Finance major.

EVANS' CAREER STATISTICS

—DEFENSE—

Year	G-S	UT	AT	TT	TFL-YDS	Sacks-Yds
2017	11-4	9	8	17	1.0-8	0.0-0
2018	7-0	2	3	5	1.0-1	0.0-0
Total	18-4	11	11	22	2.0-9	0.0-0

Year	FF	FR	PD	QBH	INT	BLK
2017	0	1	0	0	0	0
2018	0	0	0	0	0	0
Total	0	0	4	1	0	0

EVANS' CAREER HIGHS

TACKLES: 6, vs. Arkansas (10/28/17)
SOLO TACKLES: 3, vs. Arkansas (10/28/17)

19 alex
FANIEL SO. TE

Glen Allen, Va. • Glen Allen

6-6 • 244 • 1L • General Studies




2018: Made first collegiate appearance in a reserve role vs. ULM (10/6/18) ... Earned first letter ... **2017:** Did not see any action and was redshirted ... Member of 2017 signing class ... **HIGH SCHOOL:** A consensus 3-star recruit ... Rated by ESPN as the No. 20 quarterback in the country and the No. 16 recruit out of the state of Virginia ... Rated by Scout as the No. 2 quarterback out of the state of Virginia ... Selected to play in the inaugural Polynesian Bowl in Hawaii ... Despite missing part of his senior season with injury, completed 72 of 119 passes for 1,475 yards and 14 touchdowns, while rushing for 312 yards and four scores ... Completed 70 percent of his passes for 1,147 yards in nine games as a junior ... Coached in high school by Salvatore Camp ... Lived in Hawaii as a child ... **PERSONAL:** Son of Dewey and Evalani Faniel ... Full name is Alex D'Marcus Faniel ... Born: July 16, 1998 ... General studies major with minors in chemistry, general business and legal studies.

82 jared FARLOW

Grantville, Ga. • Central Christian

6-0 • 192 • SQ • Exercise Science

JR. WR




2018: Did not see any action ... **2017:** Did not see any action and was redshirted ... Non-scholarship player who joined the team for spring drills ... **HIGH SCHOOL:** Played quarterback and safety for Central Christian's eight-man football team in Sharpsburg, Georgia ... Passed for 3,060 yards and 39 touchdowns in three seasons ... Also rushed for 4,077 yards and 59 TDs ... On defense, compiled 213 career tackles and 33 interceptions ... Scored eight career TDs on defense and special teams ... Led Central Christian to a 13-1 record and the 2014 NHSA (8-Man Football) National Championship ... Coached in high school by Paul Frantz ... Also played basketball, golf and baseball ... **PERSONAL:** Son of Joey and Jennifer Farlow ... Full name is Jared Dalton Farlow ... Born July 3, 1998 ... Career plans include physical therapy and missions work ... SEC Fall Academic Honor Roll in 2018 ... Chancellor's Honor Roll in fall 2018 and spring 2019 ... Exercise science major.

21 a.j. FINLEY

Mobile, Ala. • St. Paul's Episcopal

6-2 • 195 • HS • General Business

FR. DB




HIGH SCHOOL: Unanimous 3-star prospect by ESPN, Rivals and 247Sports ... Rated the No. 21 prospect in Alabama in 2019 class (Rivals) ... Registered six interceptions from the safety position as a senior ... Helped lead St. Paul's Episcopal School to three-straight Alabama 5A State Championships from 2015-17 ... Led the Saints in rushing during his junior season, logging over 1,200 yards ... Chose Ole Miss over Tennessee, Iowa, Purdue, Wake Forest and Duke among nine offers ... Coached by Steve Mask ... **PERSONAL:** Son of Al and Shay Finley ... Full name is Allister Edward Finley, Jr. ... Born Sept. 14, 2001 ... General business major.

39 kweisi FOUNTAIN

Biloxi, Miss. • Biloxi

6-1 • 214 • 2L • Marketing/Corporate Relations

SR. DB




2018: Saw action in five games, primarily on special teams ... Earned second letter ... **2017:** Appeared in one game as a reserve defensive back ... Made his Rebel debut vs. South Alabama (9/2/17) ... **2016:** Did not see any action ... **2015:** Did not see any action. Non-scholarship player who joined the team for fall camp ... **HIGH SCHOOL:** Played wide receiver and tight end for Biloxi High School ... Earned three letters ... Had 228 Receiving yards and three TDs in his career ... Coached in high school by John Shannon ... Also ran track ... **PERSONAL:** Son of Tashia Fountain and Robert Harris ... Full name is Kweisi Jabari Fountain ... Born: Aug. 30, 1997 ... Marketing and corporate relations major.

67 alex GIVENS

Nashville, Tenn. • Nashville Christian School

6-6 • 305 • 3L • Business Management

SR. OL




Preseason All-SEC third team selection by Lindy's and Phil Steele and fourth team by Athlon ... Returning for his third season as a starter and second at right tackle ... Leader on the line ... Tough, physical and smart player ... Outstanding in pass protection ... Has made 24 career starts, 17 at RT and seven at RG ... **2018:** Started every game at right tackle ... vs. Texas Tech (9/11/18): Made his 2018 debut and started the game at guard ... Was named to the SEC and NCAA Pro Football Focus Teams of the Week following performance again Tech ... Helped block for Scottie Phillips' 200-yard rushing performance, just the 10th such performance in school history ... vs. Southern Illinois (9/8/18): Helped the Rebels put up 76 points, the fifth-most in school history ... Ole Miss' 629 total yards were the sixth-most in school history, while the 470 team passing yards were second-most ever by a Rebels team ... vs. #1 Alabama (9/15/18): Started at right tackle vs. the Crimson Tide ... vs. Kent State (9/22/18): Made start at right tackle ... Helped pass block for Jordan's Ta'amu's 442-yard passing effort, the fourth-most yards in school history ... at #5 LSU (9/29/18): Played 73 of the 75 offensive plays vs. the Tigers and graded out as the top Ole Miss offensive lineman ... vs. ULM (10/6/18): Started at right tackle and graded out at 89 percent ... Helped block for an Ole Miss offense that set school records in both total offense (826) and passing yards (517) ... The 826 total yards were the second-most ever by an SEC team and are the most by any FBS team this season ... Part of a Rebel o-line that helped put up 49 first half points, the most in a half in the modern era ... at Arkansas (10/13/18): Got the start at right tackle and graded out at 89 percent, the highest amongst offensive lineman ... Helped block for an Ole Miss offense that put up 611 yards of total offense ... It was the fourth time in 2018 that the Rebels has surpassed the 600-yard mark in a game ... Blocked for Ta'amu's 528 yards of total offense, the second-most in school history ... vs. Auburn (10/20/18): Earned the start at right tackle and graded out at 92 percent, the second-highest grade amongst Ole Miss offensive lineman ... Helped pass protect for Ta'amu's 324-yard passing performance, his sixth 300-yard passing game of the season ... vs. South Carolina (11/3/18): Earned the start at right tackle and graded out at 90 percent with eight "Moment of Truth" blocks ... Blocked for an Ole Miss offense that ran 98 plays and tallied 616 total yards of offense ... at Texas A&M (11/10/18): Made 10th straight start at right tackle and graded out at 85 percent ... at Vanderbilt (11/17/18): Started at right tackle and helped block for an Ole Miss offense that put up 578 yards of total offense, including 457 yards passing ... **2017:** Appeared in 10 games, making seven starts on the offensive line at guard ... Made his first start of the season (RG) at Alabama (9/30/17) ... Started at RG at Auburn (10/7/17) and helped the Rebels tally 429 yards of total offense ... Started at RG against Vanderbilt (10/14/17) and helped the Rebels to 603 yards of total offense, including 252 net yards on the ground ... Started at RG against LSU (10/21/17) and helped the Rebels to 153 yards rushing ... Started at RG against Arkansas (10/28/17) and helped the Rebels to 566 yards of total offense (198 rushing, 368 passing) ... Helped the Rebels to 473 yards of total offense in the victory at Kentucky (11/4/17) ... Did not play vs. Louisiana (11/11/17) due to a concussion ... Started at RG against Texas A&M (11/18/17) but exited with a concussion ... **2016:** Freshman All-SEC second team (Athlon) ... Played in every game with five starts at right tackle ... Helped Ole Miss rank 13th nationally in passing (314.9 ypg) and fewest TFLs allowed (4.67/game) ... Earned first letter ... vs. #4 Florida State (9/5/16): Saw action at right tackle in his college debut and helped Ole Miss score 34 points and rack up 313 passing yards ... vs. Wofford (9/10/16): Helped the Rebels gain 416 total yards and score 38 points ... vs. #1 Alabama (9/17/16): Helped Ole Miss put up 43 points, 522 total yards and 421 passing yards against the nation's top-ranked team ... vs. #11 Georgia (9/24/16): Helped roll up 510 total yards and 45 points for an O-line that allowed just one sack ... vs. Memphis (10/1/16): Helped the Rebels gain 624 total yards (fifth-most in school history) and 263 rushing yards ... at #22 Arkansas (10/15/16): Helped Ole Miss compile 403 total yards (150 rushing) ... vs. #15 Auburn (10/29/16): Made his first career start (right tackle) and helped Chad Kelly and Ole Miss establish a school record with 465 passing yards ... vs. Georgia Southern (11/5/16): Helped Ole Miss pile up 37 points and 441 total yards in start ... at #8 Texas A&M (11/12/16): Started and helped Ole Miss rack up 490 total yards and 30 first downs in the come-from-behind win ... vs. Mississippi State (11/26/16): Helped Ole Miss pile up 528 total yards and 31 first downs in start ... **2015:** Did not see action and was redshirted ... Member of the 2015 signing class ... **HIGH SCHOOL:** Rated a 4-star prospect by 247Sports ... Listed as the No. 30 offensive tackle in the nation and the No. 11 prospect in Tennessee by 247Sports ... Listed as the No. 15 prospect in Tennessee by Scout, No. 21 by Rivals and No. 23 by ESPN ... Named a finalist for Tennessee's Mr. Football in the lineman category for Class 1A ... Garnered MaxPreps Small Schools All-American, Tennessee Sports Writers Association All-State and The Tennessean All-Midstate honors ... Helped Nashville Christian to a 12-1 record and a Class A semifinal appearance, anchoring the offensive line for a unit that averaged nearly 40 points and 300 yards per game ... Listed as the No. 10 player on The Tennessean's Dandy Dozen ... Coached in high school by Jeff Brothers ... **PERSONAL:** Son of Doug and Ann Givens ... Full name is Alexander Reed Givens ... Born: Jan. 28, 1997 ... Wants to work in project management ... SEC Academic Honor Roll in 2015 ... Made U.M.A.A. Honor Roll for Fall 2015 and Spring 2016 ... National Football Foundation Freshman Scholar-Athlete in 2016-17 ... Athletic Director's Honor Roll in spring 2019 ... Business management major with an emphasis in human resources.

3 demarcus GREGORY FR. WR

Duncan, S.C. • Byrnes

6-1 • 216 • RS • Freshman Studies




Enters the fall as a backup ... Healthy for the first time since arriving on campus ... Experienced a strong spring and offseason ... **2018:** Did not see any action and was redshirted ... **HIGH SCHOOL:** Rated a four-star recruit by ESPN and Rivals and a three-star by 247Sports ... Touted as the No. 4 player in the state of South Carolina by Rivals and No. 5 by ESPN ... Tabbed the No. 62 wide receiver in the country by Rivals ... All-state receiver did not play senior season due to ACL injury ... Hauled in 64 catches for 661 yards and seven TDs as a junior ... Finished high school career with over 2,100 yards on 110 receptions and 10 touchdowns ... Coached by Reggie Shaw ... **PERSONAL:** Son of Tony and Lyn Gregory ... Full name is Demarcus Antonio Gregory ... Born: Oct. 30, 1998 ... Freshman studies major.

48 andrew GRIFFITH FR. ILB

Bentonville, Ark. • Bentonville

5-11 • 230 • RS • General Business




2018: Did not see any action and was redshirted ... **HIGH SCHOOL:** Helped lead Bentonville HS to a state runner-up finish as a senior ... Earned all-conference honors senior season after tallying 106 tackles, six sacks, one force fumble and one fumble recovery ... Also lettered in football and track at Culver Academies ... Coached by Jody Grant ... **PERSONAL:** Son of David and Missy Griffith ... Full name is Andrew Kirchman Griffith ... Born: Jan. 13, 2000 ... General business major.

91 casey GRIFFITH JR. K

Vicksburg, Miss. • Southwest Miss. CC

6-0 • 195 • TR • General Studies




JUNIOR COLLEGE: Appeared in six games for Southwest Mississippi in 2016 ... Was a perfect 2-for-2 in field goal attempts with a long of 37 yards ... **HIGH SCHOOL:** Earned all-region honors and special teams MVP as a senior ... Named all-state, all-county and all-district as a junior ... Coached by BJ Smithheart ... Also lettered in soccer and baseball at Vicksburg Catholic School ... **PERSONAL:** Son of Patrick and Cindee Griffith ... Full name is Casey Patrick Griffith ... Born: June 24, 1998 ... General studies major.

77 hamilton HALL FR. OL

Atlanta, Ga. • Chamblee Charter

6-5 • 318 • RS • Integrated Marketing Comm.






Listed as a backup tackle ... Smart player who works hard ... Continues to gain upper and lower body strength ... **2018:** Did not see any action and was redshirted ... **HIGH SCHOOL:** Rated a consensus three-star recruit by 247Sports, Rivals and ESPN ... Ranked as the No. 75 recruit in Georgia by Rivals ... Earned first team 5A All-State honors from Recruit Georgia as a senior ... Coached by Curtis Mattair, Jr. ... **PERSONAL:** Son of Deborah and Lonnie Hall ... Full name is Hamilton Ivory Hall ... Born: Feb. 3, 2000 ... National Football Foundation Freshman Scholar-Athlete in 2018-19 ... Athletic Director's Honor Roll in fall 2018 and spring 2019 ... Integrated marketing communications major.

15 myles HARTSFIELD SR. DB

Sayreville, N.J. • East Coast Prep

5-11 • 216 • 3L • General Studies

Returning starter in the secondary who is listed No. 1 at a corner ... A leader in the secondary ... Boasts 30 career starts between cornerback and safety ... Versatile player who can play both corners and nickel in this defense ... Poised for a big senior season ... Has started 30 games in the Rebel secondary ... **2018:** Appeared in all 12 games including eight starts ... Finished the season with 41 total tackles, including 31 solo stops ... Lead the team with seven pass breakups ... vs. Texas Tech (9/1/18): Made his 2018 debut and recorded two tackles and 0.5 tackles for loss ... vs. Southern Illinois (9/8/18): Started at cornerback and tallied four tackles and one pass breakup in win over the Salukis ... vs. #1 Alabama (9/15/18): Recorded one tackle ... vs. Kent State (9/22/18): Came off the bench to record three total tackles ... at #5 LSU (9/29/18): Started at cornerback made six tackles, including five solo stops and one pass breakup ... vs. ULM (10/6/18): Started at cornerback and tallied six total tackles, with five solo tackles ... Forced fumble for first time in his career ... at Arkansas (10/13/18): Recorded three total tackles off the bench ... vs. South Carolina (11/3/18): Earned the start at free safety and tallied five total tackles, all of which were solo ... Recorded one tackle for loss and one pass breakup ... at Texas A&M (11/10/18): Started at free safety and record three tackles ... at Vanderbilt (11/17/18): Earned the start at free safety and recorded four total tackles ... vs. #18 Mississippi State (11/22/18): Tallied four total tackles and two pass breakups ... **2017:** Appeared in every game, making 10 starts as a defensive back ... Made three stops in the season opener vs. South Alabama (9/2/17) ... vs. UT Martin (9/9/17): Made three total tackles ... at Cal (9/16/17): Made five tackles including one TFL and one pass breakup ... at Alabama (9/30/17): Credited with two tackles and one pass breakup ... Had three tackles at Auburn (10/7/17) ... Finished with three tackles in the win over Vanderbilt (10/14/17) ... Had two tackles in against LSU (10/21/17) ... vs. Arkansas (10/28/17): Had the best game of his career, making 10 total tackles including eight solo stops ... at Kentucky (11/4/17): Made three tackles and also had a pass breakup ... Had three tackles in the win over Louisiana (11/11/17) ... Missed the first start of his career vs. Texas A&M (11/18/17), but recorded the first interception of his career along with one TFL ... Came in off the bench at Mississippi State (11/23/17): Intercepted his second pass of the season and made four tackles, one solo ... **2016:** Freshman All-America third team (Athlon) ... Freshman All-SEC (Athlon, Gridiron Now) ... True freshman who started every game in the defensive backfield (11 at Rover, 1 at Huskie) ... Ranked fourth among SEC freshmen with 3.6 tackles/game ... Fifth on team with 43 total tackles ... Also had 2.0 TFLs and a pass breakup ... Earned first letter ... vs. #4 Florida State (9/5/16): Started at Rover in his college debut, recording five solo stops ... vs. Wofford (9/10/16): Posted two tackles (one solo) ... vs. #1 Alabama (9/17/16): Tallied four tackles (three solo) and a QB hurry ... vs. #11 Georgia (9/24/16): Made one tackle ... vs. Memphis (10/1/16): Posted three solo stops and broke up a pass ... at #22 Arkansas (10/15/16): Made five tackles (two solo) ... at #23 LSU (10/22/16): Totaled four tackles (one solo) ... vs. #15 Auburn (10/29/16): Posted five solo stops ... vs. Georgia Southern (11/5/16): Totaled five tackles (two solo), including a TFL ... at #8 Texas A&M (11/12/16): Posted one solo stop for a 1-yard loss ... at Vanderbilt (11/19/16): Made four tackles (three solo) ... vs. Mississippi State (11/26/16): Made his first start at Huskie safety and had four tackles (three solo) ... Member of 2016 signing class ... **PREP SCHOOL:** Listed as a 4-star recruit by Scout ... Ranked the No. 1 prep school safety by 247Sports ... Made 29 tackles, two interceptions and seven pass breakups for ECP in 2015 ... **HIGH SCHOOL:** As a senior at Sayreville High, scored 12 TDs ... Coached at ECP by Dick Bell and by George Najjar in high school ... A high school All-American in track & field ... Placed fifth in the triple jump at the 2015 New Balance National meet ... **PERSONAL:** Son of Darrel and Wandra Hartsfield ... Full name is Myles Darrel Hartsfield ... Born: Aug. 5, 1997 ... General studies major with minors in journalism, recreation administration and legal studies.

HARTSFIELD'S CAREER STATISTICS

—DEFENSE—						
Year	G-S	UT	AT	TT	TFL-YDS	Sacks-Yds
2016	12-12	29	14	43	2.0-2	0.0-0
2017	12-10	29	13	42	2.0-6	0.0-0
2018	12-8	31	10	41	1.5-2	0.0-0
Total	36-30	89	37	126	5.5-10	0.0-0

Year	FF	FR	PD	QBH	INT	BLK
2016	0	0	1	1	0	0
2017	0	0	5	0	2	0
2018	1	0	7	0	0	0
Total	1	0	13	1	2	0

HARTSFIELD'S CAREER HIGHS

TACKLES: 10, vs. Arkansas (10/28/17)
 SOLO TACKLES: 8, vs. Arkansas (10/28/17)
 TFLs: 1.0, 4x, MR: vs. Texas A&M (11/18/17)
 PASSES DEFENDED: 1, 9x, MR: vs. at LSU (9/29/18)
 QB HURRIES: 1, vs. Alabama (9/17/16)
 INTERCEPTIONS: 2, 2x, MR at Mississippi State (11/23/17)

23 jakorey **HAWKINS** FR. DB 

Montgomery, Ala. • Lee

5-11 • 185 • RS • Freshman Studies

Ole Miss

Listed as a backup at cornerback ... Showed great progress this spring and summer ... **2018:** Appeared in four games and was redshirted ... Talled one total tackle against Auburn ... **HIGH SCHOOL:** Rated a consensus three-star recruit by Rivals, ESPN and 247Sports ... Ranked the No. 2 CB in Alabama and No. 18 overall prospect in the state regardless of position by 247Sports.com ... Represented Alabama in the 2017 Alabama/Mississippi All-Star Game ... Coached by Tyrone Rogers ... **PERSONAL:** Son of Chanele and Keldrec Hawkins ... Born: Nov. 30, 1999 ... Athletic Director's Honor Roll in fall 2018 ... Freshman studies major.

5 jon **HAYNES** JR. DB 

Benoit, Miss. • Jones County JC

5-11 • 208 • TR • General Business

Ole Miss

Enrolled early and participated in spring drills ... Enters fall as the starter at strong safety ... Versatile player who had an excellent spring ... Came in and learned the playbook well in a short time ... Credited with four tackles in the Grove Bowl ... **JUNIOR COLLEGE:** Consensus 3-star prospect according to 247Sports, Rivals and ESPN ... No. 5 JUCO safety, No. 37 overall JUCO prospect according to 247Sports Composite rankings ... No. 28 player in ESPN's JC50 rankings ... Totaled 44 tackles and a team-high 3 INTs as a sophomore (2018) ... Made 30 tackles and pulled down one interception as a freshman (2017) ... Named MACJC Special Teams Player of the Week on Sept. 18, 2018 after returning blocked FG 80 yards for a touchdown ... Chose Ole Miss over Florida, Mississippi State, Oklahoma, Oregon, Memphis and others ... Coached by Steve Buckley ... **HIGH SCHOOL:** Standout player at Ray Brooks School ... Was lone 1A player selected for Mississippi/Alabama All-Star game in 2016 ... Recorded an interception in MS/AL All-Star Game ... Named All-State and All-Region ... **PERSONAL:** Son of Robert and Pauline Haynes ... Full name is Jonathan Ledarius Haynes ... Born: Jan. 24, 1999 ... General business major.

84 nick **HAYNES** JR. TE 

Washington, Pa. • West Liberty

6-1 • 235 • 1L • General Business

Ole Miss

2018: Appeared in seven games primarily on special teams and earned first collegiate letter ... **2017:** Did not see any action and was redshirted ... Non scholarship player who joined team for fall camp ... **WEST LIBERTY UNIVERSITY:** Member of the West Liberty football team for one season, but did not see action ... **HIGH SCHOOL:** Made eight interceptions and 104 tackles as a safety his senior year at McGuffey High School in Claysville, Pennsylvania ... Earned all-conference and all-district honors ... Coached in high school by Ed Dalton ... Also played basketball and ran track ... **PERSONAL:** Son of the late Bill Haynes and Roseann Haynes ... Full name is Nicholas Joseph Haynes ... Born: Jan. 11, 1997 ... Plans to become a dentist ... Made Dean's Honor Roll for Spring 2017 ... SEC Fall Academic Honor Roll in 2018 ... Athletic Director's Honor Roll in spring 2019 ... General business major.

1 lakia **HENRY** JR. ILB 

Vidalia, Ga. • Dodge City CC

6-2 • 230 • TR • General Studies

Ole Miss

JUNIOR COLLEGE: A unanimous four-star prospect according to 247Sports, Rivals and ESPN ... Named a first team 2018 JUCO Preseason All-American by GridironRR.com ... No. 3 overall JUCO player according to 247Sports, No. 4 by ESPN ... Ranked No. 1 JUCO ILB by 247Sports and ESPN ... Second on team in tackles (77) and tackles per game (7.7) in 2018 ... Led team in tackles (110) and tackles for loss (13) in 2017 ... Chose Ole Miss over Alabama, Arkansas, Auburn, Florida, Texas, Tennessee and others ... Coached by Ricky Coon ... **HIGH SCHOOL:** Played running back and inside linebacker at Vidalia HS ... Recorded 95 tackles, nine tackles for loss, five sacks, and two fumble recoveries his senior season ... Also rushed for 909 yards and 12 TD on 125 carries ... Helped lead team to a 9-3 (6-1) record his senior year and an 8-4 (5-2) record his junior year ... Also ran track and ran first leg of the 4x100m relay at the State Championships his junior year ... Coached by Lee Chomskis ... **PERSONAL:** Son of Sentorra Eason-Henry ... Full name is Lakeria Antrayo Henry ... Born Oct. 2, 1998 ... Plans to major in sport and recreation administration.

33 jonathan **HESS** SO. TE 

Vestavia Hills, Ala. • Vestavia Hills

6-6 • 228 • 1L • General Business

Ole Miss

Moved from linebacker to tight end in the spring ... Talented player with good mobility and ball skills ... Grabbed a four-yard pass in the Grove Bowl ... **2018:** Recorded five tackles in nine appearances as a true freshman ... Talled a career-high three tackles vs. ULM (10/6/18) ... Earned first collegiate letter ... Member of the 2018 signing class ... **HIGH SCHOOL:** Rated a consensus three-star recruit by Rivals, ESPN and 247Sports ... Tabbed No. 38 player in Mississippi by ESPN, No. 40 by Rivals and No. 43 by 247Sports ... Ranked the No. 93 OLB in the nation by 247Sports and No. 94 by ESPN ... Totaled 52 tackles as a senior at Vestavia Hills including 32 solo stops ... Had 7.5 TFL and one interception ... Selected to play in the 2017 Mississippi/Alabama All-Star Game ... Coached by Buddy Anderson ... **PERSONAL:** Son of Mark and Margaret Hess ... Full name is Jonathan David Hess ... Born: May 18, 1999 ... General business major.

17 willie HIBBLER

Sardis, Miss. • North Panola

6-3 • 262 • 3L • Criminal Justice

SR. ILB




Returning starter ... Expected to have a breakout season ... **2018:** Appeared in all 12 games and started the final seven games of the season ... Was fourth on the team in total tackles with 50 ... Tallied 5.5 tackles for loss and three pass breakups ... vs. Texas Tech (9/1/18): Made his 2018 debut and recorded one tackle ... vs. Southern Illinois (9/8/18): Recorded a five tackles in win over the Salukis ... vs. #1 Alabama (9/15/18): Tallied three tackles in reserve role at linebacker ... vs. Kent State (9/22/18): Recorded two solo tackles and one tackle for loss ... at #5 LSU (9/29/18): Saw action in a reserve role and recorded six tackles and 1.5 TFL ... Also tallied his first career sack and pass breakup ... vs. ULM (10/6/18): Recorded just his second career start, and first of 2018, at outside linebacker ... Tallied two tackles in the win over the Warhawks ... at Arkansas (10/13/18): Earned the start at OLB and had five total tackles, including four solo ... Also had a crucial pass breakup to force a punt late in the game that eventually led to game-winning drive ... vs. Auburn (10/20/18): Earned the start at outside linebacker and recorded six total tackles ... vs. South Carolina (11/3/18): Started at outside linebacker and recorded three total tackles and two quarterback hurries ... at Texas A&M (11/10/18): Got the start at outside linebacker and tallied a career-high seven total tackles, including two tackles for loss ... Forced a fumble ... at Vanderbilt (11/17/18): Made the start at outside linebacker and recorded six tackles and one pass breakup ... vs. #18 Mississippi State (11/22/18): Tallied seventh straight start at linebacker and registered four total tackles ... **2017:** Appeared in 11 games as a backup linebacker ... Saw extensive action in the season opener vs. South Alabama (9/2/17): Fifth on the team with four tackles, including one forced fumble ... vs. UT Martin (9/9/17): Made two stops ... Saw playing time at Alabama (9/30/17) ... Had a tackle in the win over Vanderbilt (10/14/17) ... Saw playing time vs. LSU (10/21/17) but did not record a stat ... Made two tackles in the win at Kentucky (11/4/17) ... Had two stops in the win over Louisiana (11/11/17) ... Saw the field at Mississippi State (11/23/17): Made a pair of solo tackles ... **2016:** Saw action in eight games with one start at Mike LB ... Totaled nine tackles with 1.5 TFLs ... Earned first letter ... vs. #4 Florida State (9/5/16): Saw action on special teams in his college debut ... vs. Wofford (9/10/16): Made four tackles (two solo) with 0.5 TFL ... vs. #11 Georgia (9/24/16): Made one tackle for a 4-yard loss ... at #23 LSU (10/22/16): Made one solo stop ... vs. #15 Auburn (10/29/16): Made his first career start (Mike LB) and posted three tackles ... Shifted from tight end to linebacker in the spring ... **2015:** Did not see any action and was redshirted ... Member of the 2015 signing class ... **HIGH SCHOOL:** A 4-star prospect and No. 7-ranked tight end in the country by Scout, which also named him the No. 7 player in Mississippi ... Rated the No. 23 athlete in the country by Rivals ... Was selected for the Mississippi-Alabama All-Star Game ... No. 12 on The Clarion-Ledger's Targeted 22 ... Battled injuries in his senior season, playing in only eight games ... Caught 15 passes for four touchdowns and rushed 14 times for 106 yards and a score ... Coached in high school by Derek King ... **PERSONAL:** Son of Eric Hibbler Sr. and Gloria Henderson ... Full name is Willie Andrew Hibbler ... Born: Nov. 28, 1996 ... Wants to start a family trucking business after football ... Athletic Director's Honor Roll in fall 2018 ... Criminal justice major with an emphasis in homeland security.

HIBBLER'S CAREER STATISTICS

—DEFENSE—

Year	G-S	UT	AT	TT	TFL-YDS	Sacks-Yds
2016	8-1	4	5	9	1.5-4	0.0-0
2017	11-0	5	8	13	0.0-0	0.0-0
2018	12-7	23	37	50	5.5-20	1.0-2
Total	31-8	32	40	72	7.0-24	1.0-2

Year	FF	FR	PD	QBH	INT	BLK
2016	0	0	0	0	0	0
2017	1	0	0	0	0	0
2018	1	0	3	3	0	0
Total	2	0	3	3	0	0

HIBBLER'S CAREER HIGHS

TACKLES: 7, at Texas A&M (11/10/18)
 SOLO TACKLES: 4, 2x, MR: at Texas A&M (11/10/18)
 TFLs: 2.0, at Texas A&M (11/10/18)
 FORCED FUMBLES: 1, 2x, MR: at Texas A&M (11/10/18)
 PASS DEFLECTIONS: 1, 3x, at Vanderbilt (11/17/18)
 QUARTERBACK HURRIES: 2, vs. South Carolina (11/3/18)

k.d. 55 HILL

Eufaula, Ala. • Eufaula

6-0 • 308 • RS • Exercise Science

FR. NT




Continues to advance and grow as a football player ... Young player who has learned a lot in his year on campus ... Collected three tackles in the Grove Bowl ... **2018:** Appeared in two games and was redshirted ... Tallied only two tackles of the season vs. ULM (10/6/18) ... **HIGH SCHOOL:** Tabbed a three-star recruit by 247Sports and Rivals ... Rivals ranked him the No. 25 player in Alabama, and 247Sports slotted him No. 49 in the state ... Selected to play in the 2017 Alabama/Mississippi All-Star Game ... Helped lead Eufaula to a 9-4 record as a senior en route to the third round of the AHSAA Playoffs ... Totaled 100-plus tackles for the Tigers in three seasons, including 52 as a senior ... Made 26 stops in his senior campaign ... Coached by Bryan Moore ... **PERSONAL:** Son of Arnetta Williams ... Full name is Ka'Darian Jamal Hill ... Born: May 9, 2000 ... Exercise science major.

michael 52 HOWARD

Green Cove Springs, Fla. • Clay

6-4 • 268 • 3L • Exercise Science

SR. OL




Listed as a backup tackle ... Contributor on special teams coverage ... One of the toughest and most physical linemen on the team ... Continues to work hard to gain weight ... **2018:** Appeared in 11 games as a reserve offensive lineman and on special teams ... Tallied three total tackles playing primarily on special teams ... vs. Texas Tech (9/1/18): Made his 2018 debut and didn't record any stats ... vs. Southern Illinois (9/1/18): Played on both special teams and reserve tight end role in win over the Salukis ... Recorded one tackle ... vs. #1 Alabama (9/15/18): Played primarily on special teams ... vs. Kent State (9/22/18): Played primarily on special teams and short yardage situations ... at #5 LSU (9/29/18): Saw action on special teams and goal line situations ... vs. ULM (10/6/18): Tallied two tackles in special teams role ... vs. Auburn (10/20/18): Played primarily on special teams and in goal line situations ... vs. South Carolina (11/3/18): Saw the field but didn't record any stats ... at Texas A&M (11/10/18): Didn't record any stats vs. the Aggies ... at Vanderbilt (11/17/18): Didn't record any stats ... **2017:** Appeared in nine games as a backup tight end and on special teams ... Made his 2017 debut vs. UT Martin (9/9/17) ... Also saw playing time at Cal (9/16/17) ... Saw playing time at Alabama (9/30/17) ... Saw playing time on special teams at No. 12 Auburn (10/7/17) ... Played on special teams in the win over Vanderbilt (10/14/17) ... Played on special teams vs. LSU (10/21/17) ... Saw time on special teams against Arkansas (10/28/17) ... Played on special teams at Kentucky (11/4/17) ... Played on special teams and at tight end against Louisiana (11/11/17) ... Recorded his first career tackle vs. Texas A&M (11/18/17), playing special teams and tight end ... Saw the field in the Egg Bowl at Mississippi State (11/23/17) ... **2016:** Saw action in every game as a blocker on special teams ... Earned first letter ... vs. #4 Florida State (9/5/16): Saw action on special teams in his college debut ... **2015:** Did not see action and was redshirted ... **HIGH SCHOOL:** Rated a 4-star prospect and ranked 239th on the ESPN300 list ... Listed as a 3-star prospect by the other major recruiting services ... ESPN tabbed him as the nation's No. 25 OT and No. 44 overall player in Florida ... Rated the No. 16 prospect in the Jacksonville area by the Florida Times-Union ... Named Class 5A All-State after leading Clay to a 10-2 record his senior year ... Coached in high school by Josh Hoekstra ... **PERSONAL:** Son of Lynn Howard and the late Steve Howard ... Full name is Michael Alen Howard ... Born: June 4, 1997 ... 2018 SEC Fall Academic Honor Roll ... Chancellor's Honor Roll in fall 2018 ... Dean's Honor Roll in spring 2019 ... Exercise Science major.

5 dannis **JACKSON** FR. ~~WR~~  

Sumrall, Miss. • Sumrall
6-1 • 187 • HS • Sport & Recreation Admin.

HIGH SCHOOL: 2019 Under Armour All-American ... Unanimous 4-star prospect by ESPN, Rivals and 247Sports ... No. 117 player in the nation in 2019 class (247Sports Composite) ... Ranked as 2019 class's No. 20 wide receiver and No. 9 player in Mississippi (247Sports Composite) ... Selected to Clarion Ledger's 2018 Dandy Dozen ... A two-time MAC All-State honoree as a senior and junior ... Over 1,000 yards receiving each season playing receiver ... Hauled in 63 receptions for 1,157 yards and 11 touchdowns as a senior ... Grabbed 69 passes for 1,130 and 17 scores during junior season ... Also picked off four passes during senior campaign, making one INT as a junior ... A three-sport athlete, also playing basketball and baseball ... Chose Ole Miss over Florida, Arkansas, Auburn, LSU, Tennessee, Kentucky, Texas, Oregon and Mississippi State among 13 total offers ... Coached by Shannon White ... **PERSONAL:** Son of Tonia Jackson ... Full name is Dannis Jayden Jackson ... Born: Jan. 18, 2001 ... Plans to major in sport and recreation administration.

17 jadon **JACKSON** FR. ~~WR~~  

Centerton, Ark. • Bentonville West
6-1 • 186 • HS • Sport & Recreation Admin.

Enrolled early and participated in spring drills ... Opportunity to contribute immediately with his great speed ... Tremendous upside ... **HIGH SCHOOL:** Rated 4-star prospect by ESPN, 3-star prospect by Rivals and 247Sports ... No. 6 prospect, No. 2 wide receiver out of Arkansas in 2019 class (247Sports Composite) ... Named Arkansas Class 7A Player of the Year in 2017 ... Two-time All-State selection ... Totaled 916 yards receiving and nine touchdowns as a sophomore (2016) ... Caught 61 passes for 1,439 and 14 touchdowns as a junior, added four rushing TDs and 116 yards on the ground (2017) ... Caught 12 touchdown passes and tallied 847 yards on 42 catches as a senior (2018) ... Outstanding athlete, ran track in high school ... 4.44 40-yard dash, 10.71 100-meter dash, 22.35 200-meter dash ... Chose Ole Miss over Arkansas, Auburn, Missouri and Oklahoma State among 14 total offers ... Coached by Bryan Pratt ... **PERSONAL:** Son of Darnell Jackson and Bilan Nelson ... Full name is Jadon Todd Jackson ... Born: Oct. 9, 2000 ... Athletic Director's Honor Roll in spring 2019 ... Sport and recreation administration major.

78 jeremy **JAMES** FR. ~~OL~~  

Cumming, Ga. • North Forsyth
6-5 • 315 • HS • General Business

HIGH SCHOOL: Consensus 3-star prospect according to Rivals, 247Sports and ESPN ... Three-year letterwinner at North Forsyth HS ... Three-time all-region selection ... Helped North Forsyth lead Region 5-7A in total offense during region play in 2017 ... Named First-Team All-FCN by Forsyth County News (2017) ... Chose Ole Miss over Nebraska, Missouri, Florida, Miami and others ... Coached by Robert Craft ... **PERSONAL:** Son of Kevin and Marti James ... Full name is Jeremy Dalton James ... Born: April 29, 2000 ... General business major.

51 eric **JEFFERIES** FR. ~~ILB~~  

Oxford, Miss. • Lafayette
6-1 • 241 • HS • Freshman Studies

Member of the 2019 signing class ... Enrolled early and participated in spring drills ... Working to adjust his body to play at the college game and improve speed and strength ... **HIGH SCHOOL:** Unanimous 3-star prospect according to Rivals, 247Sports and ESPN ... Overcame an injury senior year to record 85 total tackles, a sack, and a forced fumble in just nine games in 2018 ... Played as a freshman and sophomore at Oxford High School before transferring to Lafayette High School to complete his high school career ... Credits yoga for his return from injury ... Chose Ole Miss over Louisiana ... Coached by Michael Fair ... **PERSONAL:** Son of Eric Jefferies, Sr. and Ann Henry, stepson of Elliott Hilliard ... Full name is Eric Denail Jefferies II ... Born: Jan. 4, 2001 ... Freshman studies major.

16 jordan **JERNIGAN** FR. ~~WR~~  

Tupelo, Miss. • Tupelo
6-1 • 193 • HS • Exercise Science

HIGH SCHOOL: Consensus 3-star prospect according to Rivals, 247Sports and ESPN ... No. 36 player in the state of Mississippi (ESPN) ... Class 6A All-State First Team Selection ... Played in 2018 Mississippi/Alabama All-Star Game ... Three-year letterwinner at Tupelo ... Overcame shoulder injury and finished senior season with 469 receiving yards and three TDs on 24 receptions, adding 268 kick return yards ... Finished high school career with 1,416 receiving yards and 14 TDs ... Chose Ole Miss over Mississippi State, Oregon, Southern Miss and Arkansas State ... Coached by Trent Hammond ... **PERSONAL:** Son of Tamiko Douglas ... Full name is Jordan Tyreek Jernigan ... Born: Nov. 27, 1999 ... Exercise science major.

45 amani **JOHNSON** SO. ~~OLB~~  

Abbeville, Miss. • Lafayette
6-0 • 241 • 1L • Accountancy

Very intelligent player who is battling to get on the field, whether on defense or special teams ... **2018:** Appeared in two games and earned first collegiate letter ... **2017:** Did not see any action and was redshirted ... Non-scholarship player who joined team for fall camp ... **HIGH SCHOOL:** Two-year starter at Lafayette High School, spending time at defensive end and outside linebacker ... Tallied 111 tackles seven sacks and four forced fumbles as a senior, leading his team to a state championship ... Named the C Spire Class 4A Scholar-Athlete at the state championship game ... Registered 68 tackles as a junior ... Coached in high school by Michael Fair ... **PERSONAL:** Son of Eric and Regina Johnson ... Full name is Amani Tre'Shaan Johnson ... Born: Oct. 5, 1999 ... Recipient of the Lindy Callahan Scholar-Athlete award ... SEC Fall Academic Honor Roll in 2018 ... Athletic Director's Honor Roll in fall 2018 and spring 2019 ... Accountancy major.

19 brice **JOHNSON** FR. ~~QB~~  

Greenville, Miss. • Saint Joseph Catholic
6-1 • 190 • HS • General Business

HIGH SCHOOL: Was a four-year starter and letterwinner for Saint Joseph Catholic School ... Passed for over 8,500 yards and totaled 153 total touchdowns during his high school career ... Named Mississippi Association of Independent Schools offensive MVP as a senior after throwing for 2,632 yards and totaling 52 total TDs ... Coached by John Baker ... Member of the National Honor Society and was a class office ... Also lettered in basketball, baseball, track and tennis ... **PERSONAL:** Son of Cedric and Gwendolyn Moore and Isaac Johnson ... Full name is Brice Ford Johnson ... Born: Nov. 10, 1999 ... General business major.

eli
61 JOHNSON
Taylor, Miss. • Lafayette
6-1 • 298 • 2L • Criminal Justice

JR. C




Enters fall camp as the starting center ... Extremely hard worker ... **2017:** Played in three games on the offensive line: Southern Illinois (9/8/18), Alabama (9/15/18) and ULM (10/6/18) ... Earned second career letter ... **2017:** Appeared in one game as a backup center on the offensive line ... Made his Rebel debut in the win over UT Martin (9/9/17) ... **2016:** Did not see any action and was redshirted ... Early enrollee ... Member of 2016 signing class ... **HIGH SCHOOL:** Played in the Offense-Defense All-American Senior Bowl ... A consensus 3-star offensive line prospect by the major recruiting services ... Ranked the fourth-best center in the nation by 247Sports ... Helped his home state to a victory in the Mississippi-Alabama All-Star Classic ... As a senior, helped Lafayette to a 9-3 record and a 4A state quarterfinals appearance ... Led the way for Lafayette's rushing attack that racked up 2,753 yards and 46 TDs ... Named first team all-state by The Clarion-Ledger, USA Today and Mississippi Association of Coaches ... Coached in high school by Eric Robertson ... **PERSONAL:** Son of David and Ashley Johnson ... Full name is David Elijah Johnson ... Born: June 8, 1998 ... Wants to pursue a career in law enforcement or coaching football ... SEC Fall Academic Honor Roll in 2018 ... Athletic Director's Honor Roll in spring 2019 ... Criminal justice major.

jerry
32 JOHNSON
Starkville, Miss. • Mississippi Delta CC
5-10 • 225 • 1L • Mechanical Engineering

SR. RB




2018: Did not see any action ... **2017:** Appeared in two games on special teams ... Saw the field against South Alabama (9/2/17) ... Made an appearances versus UT Martin (9/9/17) ... **JUNIOR COLLEGE:** Played his freshman year at Mississippi Delta Community College ... Earned a Superior Academic Achievement award from the MACJC ... **HIGH SCHOOL:** Played safety, linebacker and defensive end for Starkville High ... High school teammate of former Rebel WR A.J. Brown ... **PERSONAL:** Son of Jerry and Angela Johnson ... Full name is Jerry Lee Johnson ... Born: Nov. 19, 1995 ... SEC Academic Honor Roll in 2017 ... Mechanical engineering major.

benito
95 JONES
Waynesboro, Miss. • Wayne County
6-1 • 326 • 3L • General Studies

SR. DL




Preseason All-SEC second team selection by Lindy's, third team by Phil Steele and fourth team by Athlon ... Returning starter at nose tackle ... Anchor of the defensive front ... Ability to play nose or end ... Has appeared in 36 career games, including 26 starts ... **2018:** One of just three players to start every game on defense during the 2018 season ... Tallied 34 total tackles on the season including nine tackles for loss and three sacks ... Made his 2018 debut vs. Texas Tech (9/1/18) and recorded three tackles and 0.5 tackles for loss ... vs. Southern Illinois (9/8/18): Started at DT vs. the Salukis and recorded four total tackles and two quarterback hurries ... vs. #1 Alabama (9/15/18): Recorded three total tackles, including two tackles for loss ... vs. Kent State (9/22/18): Started at defensive tackle and didn't record any stats ... at #5 LSU (9/29/18): Started at nose tackle and recorded one solo stop ... vs. ULM (10/6/18): Got the start at nose tackle and tallied one solo stop ... at Arkansas (10/13/18): Earned the start at nose tackle and had four total tackles, including 1.5 TFL ... vs. Auburn (10/20/18): Started at nose tackle and recorded three total tackles, including one sack ... vs. South Carolina (11/3/18): Earned the start at nose tackle and tallied four total tackles including 1.5 tackles for loss ... at Texas A&M (11/10/18): Tallied two total tackles and a half tackle for loss ... at Vanderbilt (11/17/18): Tied career high with seven tackles, including five solo stops and two sacks ... **2017:** Appeared in all 12 games, making 10 starts as a nose tackle ... vs. South Alabama (9/2/17): Made two stops ... vs. UT Martin (9/9/17): Credited with two tackles, including a TFL and QB hurry ... Earned his first start of the year (NT) at Cal (9/16/17) ... at Alabama (9/30/17): Made two tackles ... Had one tackle and one QBH at No. 12 Auburn (10/7/17) ... Recovered a fumble vs. Vanderbilt (10/14/17), the first fumble recovery of his career ... Made two tackles against LSU (10/21/17) ... Had three tackles including 1.0 TFL against Arkansas (10/28/17) ... Made one tackle in the win at Kentucky (11/4/17) ... vs. Louisiana (11/11/17): Had three tackles including 0.5 sack, and also forced the first fumble of his career ... vs. Texas A&M (11/18/17): Recorded career highs in tackles (7), TFL (2.5) and sacks (1.0) ... Tied his career-high four solo stops and also had a QBH .. Started at nose tackle at Mississippi State (11/23/17): Made six total stops, including 2.5 TFLs to tie his season high ... **2016:** Freshman All-America third team (Athlon) ... Freshman All-SEC (Athlon, Gridiron Now) ... Ranked seventh among SEC freshmen with 3.2 tackles/game and tied for seventh with 4.5 TFLs ... Played in every game with four starts at DT ... vs. #4 Florida State (9/5/16): In his college debut, made four tackles (one solo) with 1.5 TFLs ... vs. Wofford (9/10/16): Made five tackles (one solo) ... vs. #1 Alabama (9/17/16): Made four tackles (two solo) with 1.0 TFL ... vs. #11 Georgia (9/24/16): Posted two tackles and a QB hurry ... vs. Memphis (10/1/16): Recorded a QB hurry ... at #22 Arkansas (10/15/16): Made two tackles (one solo) with a QB hurry ... at #23 LSU (10/22/16): Posted three tackles ... vs. #15 Auburn (10/29/16): Made four tackles ... vs. Georgia Southern (11/5/16): Made his first career start and totaled five tackles with 1.0 TFL and 0.5 sack ... at #8 Texas A&M (11/12/16): Made five tackles (four solo) in start ... at Vanderbilt (11/19/16): Made four tackles (three solo) with a TFL in start ... vs. Mississippi State (11/26/16): Posted one solo stop and a QB hurry in start ... **HIGH SCHOOL:** An Under Armour All-America selection and MaxPreps Medium Schools All-America pick ... Rated a 5-star recruit by ESPN ... Listed as the No. 7 overall recruit by ESPN, No. 44 by Rivals and No. 49 by 247Sports ... Nationally ranked on the Rivals250, Scout300, 247Sports and ESPN300 lists ... Listed as a top-10 national defensive tackle prospect by all the major recruiting services, as high as No. 4 by ESPN ... Racked up five tackles with 4.0 TFLs and a sack in the Under Armour All-America game ... Played in the Mississippi-Alabama All-Star Game ... Helped Wayne County to a 5A State Championship ... As a senior, recorded 83 tackles and 14 sacks ... Tabbed the 5A Defensive Player of the Year by the Mississippi Association of Coaches ... Named first team all-state by The Clarion-Ledger and USA Today ... A member of The Clarion-Ledger's 2015 Dandy Dozen ... Coached in high school by Todd Mangum ... **PERSONAL:** Son of the late Billy Ray and Juanita Jones ... Full name is Benito Jaquez Jones ... Born: Nov. 27, 1997 ... General studies major with an emphasis in education, legal studies and recreation administration.

BENITO JONES' CAREER STATISTICS

—DEFENSE—

Year	G-S	UT	AT	TT	TFL-YDS	Sacks-Yds
2016	12-4	13	26	39	4.5-15	0.5-2
2017	12-10	18	11	29	7.5-22	1.5-6
2018	11-11	16	16	32	9.0-28	3.0-1
Total	35-25	47	53	100	21.0-65	5.0-19

Year	FF	FR	PD	QBH	INT	BLK
2016	0	0	0	4	0	0
2017	1	1	0	3	0	0
2018	0	0	0	4	0	0
Total	1	1	0	11	0	0

BENITO JONES' CAREER HIGHS

TACKLES: 7, 2x, MR: at Vanderbilt (11/17/18)
SOLO TACKLES: 5, at Vanderbilt (11/17/18)
TFLs: 2.5, 2x, MR: at Mississippi State (11/23/17)
SACKS: 2.0, at Vanderbilt (11/17/18)
QB HURRIES: 2, vs. Mississippi State (11/22/18)

10 jacquez JONES

SO. ILB



Tuscaloosa, Ala. • Hillcrest

6-0 • 231 • 1L • Sport & Recreation Admin.

Enters fall camp second on depth chart ... Expected to play larger role this year ... Made huge strides in the offseason on his strength, speed and flexibility ... **2018:** Was named to the SEC All-Freshman team ... Appeared in every game as a true freshman, starting once ... Tallied 36 tackles on the season with 2.5 tackles for loss ... vs. Texas Tech (9/1/18): Made his debut and recorded four tackles ... vs. Southern Illinois (9/8/18): Made first career start in win over the Salukis ... Recorded four total tackles and a half sack ... Forced a fumble that resulted in a 55-yard fumble return touchdown for the Rebels ... vs. #1 Alabama (9/15/18): Tallied a career and team-high nine tackles and a half tackle for loss ... vs. Kent State (9/22/18): Came off the bench to tally one tackle for loss against the Golden Flashes ... at #5 LSU (9/29/18): Tallied two tackles vs. the Tigers ... vs. ULM (10/6/18): Recorded two total tackles ... at Arkansas (10/13/18): Had five total tackles, including a half tackle for loss ... vs. Auburn (10/20/18): Tallied two tackles and one quarterback hurry ... vs. South Carolina (11/3/18): Saw the field as a reserve linebacker but didn't record any stats ... at Vanderbilt (11/17/18): Came off the bench to tally two total tackles ... vs. #18 Mississippi State (11/22/18): Played in a reserve role and tallied five total tackles ... **HIGH SCHOOL:** Rated a four-star prospect by ESPN and three-star by 247Sports and Rivals ... Tabbed the No. 15 player in Alabama by ESPN, No. 22 by Rivals ... Ranked as the No. 10 inside linebacker in the country by ESPN ... As a senior, helped lead Hillcrest HS to first state semifinal appearance since 1985 ... Represented Alabama in the Alabama-Mississippi All-Star game where he recorded six tackles, including one tackle for loss ... Coached by Sam Adams ... **PERSONAL:** Son of Kendrick and Lakeshia Jones ... Full name is Jacquez O'Neal Jones ... Born: Feb. 20, 2000 ... Athletic Director's Honor Roll in fall 2018 ... Sport and recreation administration major.

JACQUEZ JONES' CAREER STATISTICS

—DEFENSE—						
Year	G-S	UT	AT	TT	TFL-YDS	Sacks-Yds
2018	12-1	10	26	36	2.5-6	0.5-2
Total	12-1	10	26	36	2.5-6	0.5-2

Year	FF	FR	PD	QBH	INT	BLK
2018	1	0	0	2	0	0
Total	1	1	0	2	0	0

JACQUEZ JONES' CAREER HIGHS

TACKLES: 9, vs. Alabama (9/15/18)
 SOLO TACKLES: 2, 3x, vs. Mississippi State (11/22/18)
 TFLs: 0.5, 5x, vs. Mississippi State (11/22/18)
 SACKS: 0.5, vs. Southern Illinois (9/8/18)
 QB HURRIES: 1, 2x, MR vs. Auburn (10/20/18)
 FORCED FUMBLES: 1, vs. Southern Illinois (9/8/18)

31 jaylon JONES

JR. DB



Allen, Texas • Allen

5-11 • 182 • 3L • General Studies

Preseason All-SEC third team kick returner by Phil Steele and fourth team by Athlon ... Missed spring drills recovering from knee surgery ... Competing to regain his starting spot at cornerback ... A leader in the secondary ... **2018:** Suffered season-ending injury in the season opener ... Had a career-high seven tackles before getting injured ... Returned a kickoff 94 yards for second-career KR return ... **2017:** Appeared in all 12 games, making six starts, as a defensive back and kickoff returner ... Ranked third in the SEC and 19th nationally with 775 kickoff return yards ... Also ranked third in the SEC in yards per return (25.0) ... Had a big season opener vs. South Alabama (9/2/17): Made four stops on defense, all solo ... Returned a kickoff 97 yards for a touchdown in the third quarter, the first since Jaylon Walton had one in 2012 ... vs. UT Martin (9/9/17): Credited with two tackles ... Returned two kickoffs for a total of 54 yards, including a long of 37 ... at Cal (9/16/17): Made one tackle and returned three kicks for a combined 72 yards ... Had one tackle and a pass breakup at Alabama (9/30/17) ... Made two tackles at No. 12 Auburn (10/7/17), including his first-ever TFL, and also had two kick returns ... vs. Vanderbilt (10/14/17): Finished with four tackles, including one TFL, and forced a fumble, had a pass breakup and QBH ... vs. LSU (10/21/17): Made his second start at FS and tied his career high with six tackles (5 solo) ... Returned a career-high six kickoffs for 194 total yards, including a long return of 56 yards ... vs. Arkansas (10/28/17): Made two tackles and had one QBH ... at Kentucky (11/4/17): Had four tackles including three solo stops ... Also returned one kick for 26 yards ... Made one tackle in the win over Louisiana (11/11/17), and also had one kick return for 20 yards ... Had four tackles and one pass breakup against Texas A&M (11/18/17), and also returned one kickoff for 26 yards ... Saw the field as a backup defensive back at Mississippi State (11/23/17): Registered three total stops, one solo ... **2016:** Freshman All-America first team (PFF, Rivals), second team (Athlon, Campus Insiders) ... Freshman All-SEC (Coaches, Athlon, Gridiron Now) ... Played in every game with one start at cornerback ... Tied for second on team and ranked third among SEC freshmen with five passes defended ... Also totaled 26 tackles, a forced fumble and fumble recovery ... Earned first letter ... vs. #4 Florida State (9/5/16): Saw action at cornerback and on special teams in his college debut, making two tackles (one solo) and breaking up a pass ... vs. #1 Alabama (9/17/16): Posted two solo stops ... vs. #11 Georgia (9/24/16): Made six tackles (four solo), forced a fumble and broke up a pass ... vs. Memphis (10/1/16): Made one tackle and broke up a pass ... at #22 Arkansas (10/15/16): Registered two tackles ... at #23 LSU (10/22/16): Made three tackles and recovered a fumble ... vs. #15 Auburn (10/29/16): Made one tackle ... vs. Georgia Southern (11/5/16): Made one tackle ... at #8 Texas A&M (11/12/16): Made two solo stops and broke up a pair of passes ... at Vanderbilt (11/19/16): Made first career start and tallied six tackles (five solo) ... Member of the 2016 signing class ... **HIGH SCHOOL:** Rated a 4-star prospect by Rivals, Scout and ESPN ... Rated the nation's ninth-best cornerback by Scout ... Listed as the No. 11 safety in the nation according to ESPN and No. 19 according to Rivals ... Ranked the No. 125 overall prospect according to Scout and ranked No. 206 on the ESPN 300 list ... Named first team All-State by USA Today after racking up 61 tackles, 11 pass breakups and an interception as a senior ... Also tabbed all-county, all-area (Dallas Morning News) and all-district ... Named Allen High School's Team MVP ... Helped Allen to three straight state title appearances, winning back-to-back titles in 2013 and 2014 ... Returned an interception 100 yards against Austin Westlake in the 6A state semifinals ... Coached in high school by Tom Westerberg ... **PERSONAL:** Son of Crystal Walker, Robert Walker and Diedralee Hall ... Full name is Jaylon Terrell Jones ... Born: Oct. 14, 1997 ... 2018 SEC Fall Academic Honor Roll ... Dean's Honor Roll in fall 2018 ... General studies major with minors in recreation administration, education and legal studies.

JAYLON JONES' CAREER STATISTICS

—DEFENSE—						
Year	G-S	UT	AT	TT	TFL-YDS	Sacks-Yds
2016	12-1	16	10	26	0.0-0	0.0-0
2017	12-6	27	7	34	1.5-2	0.0-0
2018	1-1	7	0	7	0.0-0	0.0-0
Total	25-8	50	17	67	1.5-2	0.0-0

Year	FF	FR	PD	QBH	INT	BLK
2016	1	1	5	0	0	0
2017	1	0	3	2	0	0
2018	0	0	1	0	0	0
Total	2	1	8	2	0	0

—KICK RETURNS—

Year	G	Ret	Yds	TD	Lg	Avg.
2016	12-1	0	0	0	0	0.0
2017	12-6	31	775	1	97	25.0
2018	1-1	2	110	1	94	55.0
Total	25-8	33	885	2	97	26.8

JAYLON JONES' CAREER HIGHS

TACKLES: 7, vs. Texas Tech (9/1/18)
 SOLO TACKLES: 7, vs. Texas Tech (9/1/18)
 PASSES DEFENDED: 2, at Texas A&M (11/12/16)
 KICK RETURNS: 6, vs. LSU (10/21/17)

9 Jalen **JORDAN** **FR.** **DB**

Lake Cormorant, Miss. • Lake Cormorant
5-9 • 178 • HS • Sport & Recreation Admin.



Enrolled early and participated in spring drills ... Listed as a backup at cornerback ... Smart player who showed a fast grasp of the playbook ... Could contribute at nickelback and cornerback ... Posted three tackles in the Grove Bowl ... **HIGH SCHOOL:** Consensus 3-star prospect by Rivals, 247Sports and ESPN ... Played in Mississippi/Alabama All-Star Game ... Named First-Team All-State in 2017 and 2018 ... Named Region 1 Class 5A Defensive Player of the Month (Nov. 2018) ... Totaled over 100 tackles in his freshman, junior and senior seasons at Lake Cormorant ... Notched 105 tackles and two TFL as a freshman, adding three interceptions and 11 pass deflections (2015) ... Racked up 141 total tackles, 10 TFL and five sacks, four interceptions, eight pass deflections and four forced fumbles as a junior (2017) ... Offensively, tallied 1,687 all-purpose yards (410 rushing, 503 receiving, 624 kick return, 150 interception return) as a junior ... Racked up 125 tackles, 2.0 TFL as a senior, adding seven interceptions, four pass deflections and four forced fumbles (2018) ... Excellent athlete, won powerlifting national title in 2018 with 555-pound deadlift in 163-pound weight class ... Captured state powerlifting titles as a sophomore, squatting 505, deadlifting 550 and bench pressing 245 ... Chose Ole Miss over offers from ULM, Memphis, Southern Miss and Tulane ... Coached by Nick Nester ... **PERSONAL:** Son of Clifton and Leotasha Jordan ... Full name is Jalen Jacques Jordan ... Born: June 9, 2001 ... Athletic Director's Honor Roll in spring 2019 ... Sport and recreation administration major.

26 Jalen **JULIUS** **SR.** **DB**

Winter Garden, Fla. • West Orange
5-10 • 189 • 3L • General Studies



Enters fall camp as the starting free safety ... Excellent spring after moving from cornerback ... Coaches are excited about him at the position ... Collected five tackles in the Grove Bowl ... Veteran defensive back who has appeared in 33 career games in the secondary for Ole Miss ... **2018:** Appeared in 12 games including eight starts at cornerback ... Tallied 34 total tackles on the season, with three pass breakups and two force fumbles ... vs. Texas Tech (9/11/18): Made his 2018 debut and made two tackles ... vs. Southern Illinois (9/8/18): Tallied three total tackles in win over the Salukis ... vs. #1 Alabama (9/15/18): Started at cornerback and recorded three total tackles and one forced fumble ... vs. Kent State (9/22/18): Got the start at cornerback and tallied a career-high three solo tackles ... at #5 LSU (9/29/18): Earned the start at cornerback and made five total tackles and a career-high two pass breakups ... vs. ULM (10/6/18): Started at cornerback and tallied two total tackles, including a half tackle for loss ... at Arkansas (10/13/18): Earned the start at cornerback and recorded two total tackles ... vs. Auburn (10/20/18): Got the start at cornerback and tallied four solo tackles, one tackle for loss and one forced fumble ... vs. South Carolina (11/3/18): Started at cornerback and recorded four total tackles ... at Texas A&M (11/10/18): Tallied four solo stops plus one pass breakup ... vs. #18 Mississippi State (11/22/18): Registered two total tackles ... **2017:** Appeared in nine games, making three starts at CB ... Finished season with 15 tackles and one pass breakup ... vs. South Alabama (9/2/17): Made two tackles ... vs. UT Martin (9/9/17): Made one tackle ... Started at Cal (9/16/17) but did not record a tackle ... at No. 1 Alabama (9/30/17): Had two tackles ... Third on the team with six tackles (all solo) in the win over Vandy (10/14/17) ... Had three tackles in the LSU game (10/21/17) ... Finished with one tackle against Arkansas (10/28/17) ... Did not make the trip to Kentucky (11/4/17) due to injury ... at No. 14 Mississippi State (11/23/17): Had one PBU in Egg Bowl victory ... **2016:** Freshman All-SEC second team (Athlon) ... Played in every game with eight starts at CB ... Tied for seventh among SEC freshmen with two passes defended ... Also totaled 21 tackles, 1.5 TFLs and 0.5 sack ... Earned first letter ... vs. #4 Florida State (9/5/16): Saw action at cornerback in his college debut ... vs. Wofford (9/10/16): Earned his first start at CB and made one tackle ... vs. #1 Alabama (9/17/16): Made five tackles (four solo) with 1.0 TFL and a pass breakup in start ... vs. #11 Georgia (9/24/16): Started at CB ... vs. Memphis (10/1/16): Made six tackles (three solo) with 0.5 sack, in start ... at #22 Arkansas (10/15/16): Made three tackles (two solo) and broke up a pass in start ... at #23 LSU (10/22/16): Had four tackles (three solo) in start ... vs. #15 Auburn (10/29/16): Made one tackle in start ... at Vanderbilt (11/19/16): Made one tackle ... **2015:** Did not see any action and was redshirted ... Member of the 2015 signing class ... **HIGH SCHOOL:** Rated a 4-star prospect by ESPN.com and a 3-star prospect by the other major recruiting services ... Ranked 230th on the ESPN300 list ... Listed as the nation's No. 20 athlete by ESPN.com and No. 27 by Rivals.com ... Scout.com rates him as the No. 120 wide receiver, while 247Sports.com ranks him the No. 101 cornerback ... Rated the 41st-best player in Florida by ESPN.com ... Listed No. 14 on the Orlando Sentinel's Central Florida Super60 ... Played running back, receiver, cornerback and kick returner for West Orange, helping the team to its best ever record of 11-1 ... Named All-Central Florida second team by the Orlando Sentinel after running for 493 yards and seven touchdowns on 38 carries, while also helping in the passing game and returning two kicks for scores ... Transferred to West Orange from Evans (Orlando, Fla.) after his junior year ... Rushed for almost 700 yards and eight TDs in seven games his junior year ... Coached at West Orange by Bob Head ... **PERSONAL:** Son of James and Yashica Julius ... Full name is Jalen Jamal Julius ... Born: Aug. 19, 1996 ... Wants to become an ESPN sportscaster ... General Studies major with an emphasis in education, journalism and legal studies.

JULIUS' CAREER STATISTICS

—DEFENSE—

Year	G-S	UT	AT	TT	TFL-YDS	Sacks-Yds
2016	12-8	15	6	21	1.5-9	0.5-7
2017	9-3	10	5	15	0.0-0	0.0-0
2018	12-8	23	11	34	3.5-9	0.0-0
Total	33-18	48	22	70	5.0-18	0.5-7

Year	FF	FR	PD	QBH	INT	BLK
2016	0	0	2	0	0	0
2017	0	0	1	0	0	0
2018	2	0	3	0	0	0
Total	2	0	6	0	0	0

JULIUS' CAREER HIGHS

TACKLES: 6, 2x, MR: vs. Vanderbilt (10/14/17)
SOLO TACKLES: 6, vs. Vanderbilt (10/14/17)
TFLs: 1.0, 2x, MR: vs. Auburn (10/20/18)
SACKS: 0.5, vs. Memphis (10/1/16)
PASSES DEFENDED: 2, at LSU (11/29/18)

81 casey **KELLY** FR. TE  

Niagara Falls, N.Y. • Mallard Creek
6-4 • 225 • HS • General Business

HIGH SCHOOL: Threw for 2,155 yards and 20 touchdowns as a senior helping lead Mallard Creek to a conference championship ... Also rushed for 389 yards and eight TDs ... Named all-state and all-conference as a senior ... Also lettered in lacrosse and basketball ... Won three conference titles in lacrosse ... Was a member of Team USA lacrosse team ... **PERSONAL:** Son of Kevin and Charlene Kelly ... Full name is Casey Charles Kelly ... Born: Nov. 17, 2000 ... Younger brother of former Rebel quarterback Chad Kelly ... General business major.

4 tylan **KNIGHT** SO. WR/RB  

Pearl, Miss. • Pearl
5-6 • 173 • 1L • Sport & Recreation Admin.

Listed as a backup at slot receiver ... Moved full-time to offense in the spring after playing both sides of the ball in the fall ... Dynamic and versatile playmaker ... Mentally tough and brings an edge to the offense ... Starred in the Grove Bowl with five receptions for 91 yards, including a 19-yard TD catch ... **2018:** Appeared in all 12 games as a true freshman ... Spent time at both running back and defensive back ... Carried the ball 19 times for 107 yards ... Tallied 16 total tackles and 1.5 tackles for loss ... Earned first collegiate letter ... Made his Ole Miss debut vs. Texas Tech (9/1/18) and recorded one carry ... vs. Southern Illinois (9/8/18): Rushed four times for 26 yards in win over the Salukis ... Also returned three kicks for 50 yards, including a long of 21 ... vs. #1 Alabama (9/15/18): Rushed career-high eight times for 20 yards ... vs. Kent State (9/22/18): Tallied career-best 62 yards on six carries, including a long of 41 yards ... at #5 LSU (9/29/18): Saw action exclusively on special teams ... vs. ULM (10/6/18): Made first career appearance on the defensive side of the ball ... Tallied three total tackles a half tackle for loss ... at Arkansas (10/13/18): Saw action as a reeve defensive back and had one total tackle ... vs. South Carolina (11/3/18): Tallied a career-high five tackles, including one tackle for loss ... at Texas A&M (11/10/18): Recorded two total tackles ... at Vanderbilt (11/17/18): Tallied one tackle in a reserve role ... vs. #18 Mississippi State (11/22/18): Tallied one tackle in a reserve role ... **HIGH SCHOOL:** Was named the co-MVP of the 2017 Alabama/Mississippi All-Star Game after leading Mississippi to a convincing 42-7 win over Alabama ... As a senior, led Pearl High School to a perfect 16-0 record and a Mississippi 6A state title ... Earned Mississippi Association of Coaches 6A Co-Player of the Year honors ... Was a Clarion-Ledger first team all state pick as an "athlete" on defense ... Played on both sides of the ball as a four-year letterwinner at PHS ... Totaled 2,742 all-purpose yards and 25 touchdowns during high school career ... Tallied 117 tackles as a senior and 123 stops as a junior ... Also lettered in baseball ... Coached by John Perry ... **PERSONAL:** His parents are Dwight and Vickie Knight ... Brothers Darius, Austin, and Landin Knight ... Sport and recreation administration major.

KNIGHT'S CAREER STATISTICS

—RUSHING—

Year	G-S	Att	Yds	TD	Lg	Avg.
2018	12-0	19	107	0	41	5.6
Total	12-0	19	107	0	41	5.6

—KICKOFF RETURNS—

Year	G	Ret	Yds	TD	Lg	Avg.
2018	12	3	50	0	21	16.7
Total	12	3	50	0	21	16.7

KNIGHT'S CAREER HIGHS

RUSHING ATTEMPTS: 8, vs. Alabama (9/15/18)
RUSHING YARDS: 62, vs. Kent State (9/22/18)
LONGEST RUSH: 41, vs. Kent State (9/22/18)
LONGEST KICKOFF RETURN: 21, vs. Southern Illinois (9/8/18)

16 luke **KNOX** FR. OLB  

Brentwood, Tenn. • Brentwood Academy
6-3 • 228 • RS • Risk Management & Insurance

Listed as a backup ... Hard worker with a lot of speed and agility ... Should make an impact on defense and special teams ... **2018:** Made first collegiate appearance in a reserve role at linebacker vs. SIU (9/8/18) ... **HIGH SCHOOL:** Ranked as a three-star prospect by 247Sports Composite ... Rated the No. 54 player in Tennessee by 247Sports ... Tallied 48 tackles, including 18 tackles for loss, during his senior campaign ... Named first team all-state by the Tennessee Sports Writers Association ... Was part of a Brentwood Academy team that won three straight state titles ... Coached by Cody White ... **PERSONAL:** Son of David and Rachel Knox ... Full name is Luke Forrest Knox ... Born: Sept. 19, 1999 ... Younger brother of former Rebel tight end Dawson Knox ... Risk management and insurance major.

29 armani **LINTON** SR. DB  

Walnut, Miss. • Walnut
6-2 • 220 • 3L • Sport & Recreation Admin.

Listed as a backup at free safety ... Good range and great knowledge of the defense... **2018:** Started the season at running back before switching over to defense ... Appeared in 11 games and made two starts at safety ... vs. Texas Tech (9/1/18): Played primarily on special teams and recorded one tackle ... vs. Southern Illinois (9/8/18): Rushed three times for 12 yards ... vs. Alabama (9/15/18): Carried the ball twice for three yards ... at #5 LSU (9/29/18): Saw action as a backup running back and carried the ball one time for seven yards ... vs. ULM (10/6/18): Tallied six tackles in his first action on the defensive side of the ball in 2018 ... Recorded 1.5 TFL and one sack ... at Arkansas (10/13/18): Earned the start at strong safety and recorded one tackle ... vs. Auburn (10/20/18): Got the start at strong safety and tallied two total tackles ... at Texas A&M (11/10/18): Didn't record any stats in loss to the Aggies ... at Vanderbilt (11/17/18): Recorded two solo stops ... **2017:** Appeared in 10 games as a backup defensive back ... Saw the field in each of the first two games ... Hit the field against Vanderbilt (10/14/17) ... Saw playing time vs. LSU (10/21/17) ... Had two tackles against Arkansas (10/28/17) ... Made one tackle at Kentucky (11/4/17) ... Made one solo stop in the win over Louisiana (11/11/17) ... Made one assisted tackle at Mississippi State (11/23/17) ... **2016:** Played in nine games as a backup DB and on special teams ... Earned first letter ... vs. #1 Alabama (9/17/16): Played on special teams in his collegiate debut ... vs. Memphis (10/1/16): Made one tackle ... **2015:** Did not see action and was redshirted ... Member of the 2015 signing class ... **HIGH SCHOOL:** A 4-star prospect by Scout and 247Sports ... Ranked No. 5 in the state and No. 190 overall by Scout ... Rated the No. 14 safety in the nation by 247Sports and No. 15 by Scout ... Represented Mississippi in the Mississippi-Alabama All-Star Game ... Named a Mississippi top performer at the Mississippi-Alabama All-Star Game by Rivals ... Named to The Clarion-Ledger's Dandy Dozen, as well as No. 7 on the publication's Targeted 22 ... A first team All-State selection by The Clarion-Ledger ... Was a successful two-way player in high school ... As a senior, totaled 204 carries for 1,532 yards and 20 touchdowns ... Coached in high school by John Meeks ... **PERSONAL:** Son of Chandra Linton and Nicholas Smith ... Full name is Armani Rondell Linton ... Born: Apr. 19, 1996 ... Sport and Recreation Administration major ... Athletic Director's Honor Roll in fall 2018.

LINTON'S CAREER STATISTICS

—DEFENSE—

Year	G-S	UT	AT	TT	TFL-YDS	Sacks-Yds
2016	9-0	1	0	1	0.0-0	0.0-0
2017	10-0	1	4	5	0.0-0	0.0-0
2018	11-2	8	4	12	1.5-11	1.0-10
Total	30-2	10	8	18	1.5-11	1.0-10

Year	FF	FR	PD	QBH	INT	BLK
2018	0	0	0	1	0	0
Total	0	0	0	0	0	0

LINTON'S CAREER HIGHS

TACKLES: 6, vs. ULM (10/6/18)
SOLO TACKLES: 4, vs. ULM (10/6/18)
TFLs: 1.5, vs. ULM (10/6/18)
SACKS: 1.0, vs. ULM (10/6/18)

92 LUKE LOGAN JR. K

Hattiesburg, Miss. • Presbyterian Christian

5-11 • 177 • 2L • Accountancy




Returning starter on PATs, field goals and kickoffs ... Coaches are confident and excited about him ... **2018:** Finished third in the SEC and 10th nationally in scoring per game (9.3) ... Third in points scored (111) in Ole Miss' single-season record book ... Finished the season tied for second in school history with 22 field goals ... vs. Texas Tech (9/1/18): Made 2018 debut and went 4-4 on field goals ... Also made a 39-yd field goal ... vs. Southern Illinois (9/8/18): Was 8-of-9 in extra-point attempts ... Eight of his 11 kickoffs resulted in touchbacks ... vs. #1 Alabama (9/15/18): Was successful on his only PAT attempt of the game ... vs. Kent State (9/22/18): Was 1-for-2 in field goal attempts with a make from 27 yards out ... Made all five of his PATs ... at #5 LSU (9/29/18): Was a perfect 3-for-3 in field goal attempts, including a career long of 40 yards ... vs. ULM (10/6/18): Was a perfect 10-for-10 in PATs ... at Arkansas (10/13/18): Was 1-of-3 in field goal attempts, with a make from 36 yards out ... vs. Auburn (10/20/18): Finished the contest 3-of-4 on field goal attempts with makes from 35, 36 and 37 yards ... vs. South Carolina (11/3/18): Made three field goals for the second straight contest ... Finished the game 3-for-3 with makes 25, 26 and 31 yards ... at Texas A&M (11/10/18): Was 1-of-2 in field goals with a make from 24 yards out ... at Vanderbilt (11/17/18): Earned SEC Special Teams Player of the Week honors following performance at Vanderbilt ... Made a career-high five field goals, including a long of 35 yards ... vs. #18 Mississippi State (11/22/18): Was 1-for-1 on field goal attempts ... **2017:** Appeared in all 12 games as the kickoff specialist ... Recorded 76 kickoffs for 4,653 yards (61.2 avg.) and 25 touchbacks ... Made his Rebel debut in the season opener vs. South Alabama (9/2/17): Handled all nine kickoffs for an average of 62.3 per kick with seven touchbacks ... vs. UT Martin (9/9/17): Handled all eight kickoffs for an average of 61 yards per kick and three touchbacks ... at Cal (9/16/17): Averaged 60.5 yards per kickoff on four attempts ... Also attempted his first FG from 48 yards out ... at Alabama (9/30/17): Had two kickoffs with one touchback ... Had two touchbacks in four kickoffs at No. 12 Auburn (10/7/17) ... Also was successful on two PATs ... Nailed the first FG of his career vs. Vanderbilt (10/14/17), going 2-for-2 from 22 and 25 yards out ... Also was 7-for-7 in PATs and had 10 kickoffs ... Kicked off four times with three touchbacks vs. LSU (10/21/17) ... Had eight kickoffs vs. Arkansas (10/28/17) with one touchback ... at Kentucky (11/4/17): Had eight kickoffs for an average of 61.2 yards ... Had eight kickoffs for 503 yards and three touchbacks in the win over Louisiana (11/11/17) ... Had five kickoffs with one touchback against Texas A&M (11/18/17) ... Had six kickoffs with one touchback at No. 14 Mississippi State (11/23/17) ... **2016:** Redshirted ... Non-scholarship player who joined the team for fall camp in 2016 ... **HIGH SCHOOL:** First team All-MAIS and All-South 4A kicker ... Offensive MVP of the MAIS All-Star Game ... Was successful on 98 of 102 extra points in career ... Connected on FGs of 54 and 56 yards ... Achieved 58 touchbacks on 65 kickoffs ... Added 520 receiving yards ... Coached by Joey Hawkins ... Named first team All-MAIS in soccer ... Won three state titles in track ... Earned National Scholar-Athlete Award by the U.S. Army Reserve ... **PERSONAL:** Son of Dow and Renee' Ford and the late Gary Logan ... Full name is Caleb Luke Logan ... Born: Nov. 14, 1997 ... SEC Fall Academic Honor Roll in 2017 and 2018 ... Made Chancellor's Honor Roll for spring 2017 ... Dean's Honor Roll for fall 2016 and fall 2018 ... Athletic Director's Honor Roll in spring 2019 ... Accountancy major.

LOGAN'S CAREER STATISTICS

—KICKOFFS—

Year	No.	Yards	Avg.	TB
2017	76	4653	61.2	25
2018	81	4834	59.7	32
Total	157	9487	60.4	57

—FG KICKING—

Year	FG-FGA	PCT.	PAT-ATT	PCT.	TP
2017	2-3	.667	9-9	1.000	15
2018	22-27	.815	45-46	0.978	111
Total	24-30	.800	54-55	0.982	126

—FG DISTANCE BREAKDOWN—

Year	0-29	30-39	40-49	50+	LG
2017	2-2	0-0	0-1	0	0
2018	10-12	11-12	1-3	0	40
Total	12-14	11-12	1-4	0	40

LOGAN'S CAREER HIGHS

FIELD GOALS ATTEMPTED: 5, at Vanderbilt (11/17/18)
 FIELD GOALS MADE: 5, at Vanderbilt (11/17/18)
 LONGEST FG MADE: 40, at LSU (9/29/18)
 MOST PATs MADE: 10, vs. ULM (10/8/18)
 KICKOFFS: 11, vs. Southern Illinois (9/8/18)
 TOUCHBACKS: 8, vs. Southern Illinois (9/8/18)

54 PATRICK LUCAS, JR. FR. NT

Wetumpka, Ala. • Wetumpka

6-3 • 290 • HS • Sport & Recreation Admin.




HIGH SCHOOL: Unanimous 3-star prospect according to Rivals, ESPN and 247Sports ... No. 15 prospect in Alabama, No. 25 DT in the nation (247Sports) ... Selected to Mississippi/Alabama All-Star Game ... Named Class 7A All-State Second Team in 2017 ... Led Wetumpka to Region 3 Championship, semifinals in Alabama 6A State Playoffs ... Played for Prattville HS through junior season ... Totaled 58 tackles, five sacks and 15 QB hurries as a junior ... Chose Ole Miss over Auburn, Florida, Kentucky, Mississippi State, Georgia Tech, Missouri, Tennessee, Texas A&M and others ... Coached by Danny Morris ... **PERSONAL:** Son of Patrick and Carmen Lucas ... Full name is Patrick Fitzgerald Lucas, Jr. ... Born: Dec. 12, 2000 ... Sport and recreation administration major.

4 BRANDON MACK FR. OLB

Montgomery, Ala. • Jefferson Davis

6-4 • 240 • HS • Sport & Recreation Admin.




HIGH SCHOOL: A unanimous 3-star prospect according to Rivals, ESPN and 247Sports ... No. 37 weakside defensive end in the nation (Rivals) ... Ranked 15th overall in the state of Alabama (Rivals) ... Selected to play in the 2018 Alabama/Mississippi All-Star Game ... Led Jefferson Davis High School with 68 tackles, 18 tackles for loss, and 10 sacks during his senior season ... Played on varsity for his sophomore, junior, and senior years ... Finished high school career with 113 tackles, 25 tackles for loss, and 10 sacks ... Chose Ole Miss over Kentucky, LSU, Louisville, Memphis, Mississippi State and others ... Coached by Lee Carter ... **PERSONAL:** Son of Brandon Mack Sr. and Twanda Mack ... Full name is Brandon De'Moris Mack ... Born: July 27, 2001 ... Plans to major in sports marketing.

71 BRYCE MATHEWS FR. OL

Brentwood, Tenn. • Brentwood Academy

6-6 • 302 • 2L • Managerial Finance






Starting left tackle entering the fall ... Most versatile player on the line and has the ability to play every position ... Good size and length ... Has put in the work and improved his strength and mobility ... **2018:** Appeared in six contests at a reserve offensive lineman ... Made 2018 debut vs. Texas Tech (9/1/18) ... Helped block for Scottie Phillips' 200-yard rushing performance, just the 10th such performance in school history ... vs. Southern Illinois (9/8/18): Appeared in win over the Salukis in reserve role on offensive line ... vs. #1 Alabama (9/15/18): Appeared in reserve role on offensive line ... vs. ULM (10/6/18): Played seven plays on o-line and graded out at 86 percent ... Helped block for an Ole Miss offense that set school records in both total offense (826) and passing yards (517) ... The 826 total yards were the second-most ever by an SEC team and were the most by any FBS team in 2018 ... vs. Auburn (10/20/18): Saw time almost exclusively on special teams ... **2017:** Appeared in seven games ... Made his 2017 debut vs. UT Martin (9/9/17) ... Also saw the field in the win over Vanderbilt (10/14/17) ... Saw playing time vs. Arkansas (10/28/17) ... Hit the field in the win at Kentucky (11/4/17) ... Saw playing time on special teams and the offensive line in the Louisiana game (11/11/17) ... Played in the Texas A&M game (11/18/17) ... Played in the Egg Bowl at No. 14 Mississippi State (11/23/17) ... **2016:** Redshirted ... Member of the 2016 signing class ... **HIGH SCHOOL:** Played in the Offense-Defense All-American Senior Bowl ... A 4-star recruit according to Rivals.com, Scout.com and 247Sports.com ... Listed among the top 250 prospects in the nation by Rivals.com and Scout.com ... Ranked the No. 13 offensive tackle by Scout.com and No. 14 by Rivals.com ... High school teammate of Rebel TE Dawson Knox ... Son of former NFL offensive lineman Jason Mathews, who played for the Indianapolis Colts and Tennessee Titans ... Son of former NFL offensive lineman Jason Mathews, who played for the Indianapolis Colts and Tennessee Titans. Business major ... Made Chancellor's Honor Roll for Fall 2016 ... SEC Academic Honor Roll in 2016 ... NFF Freshman Scholar-Athlete. ... **PERSONAL:** Son of Jason and Kim Mathews ... Born: July 31, 1997 ... Father Jason Mathews had an 11-year NFL career as an offensive lineman with the Indianapolis Colts and Tennessee Titans. ... SEC Academic Honor Roll in 2016, 2017 and 2018 ... Made Chancellor's Honor Roll for fall 2016 and spring 2019 ... NFF Freshman Scholar-Athlete ... Managerial Finance major.

reece
56 McINTYRE   

Buford, Ga. • Buford
6-5 • 315 • HS • Freshman Studies

HIGH SCHOOL: Unanimous 3-star prospect according to 247Sports, Rivals and ESPN ... High school teammate of fellow OL signee Carter Colquitt ... Led Buford HS to 10-3 record, Class 5A Quarterfinals in Georgia State Playoffs ... Four-year letterwinner in football and baseball ... Named All-State for football as junior and senior ... State runner-up in football (2017), four-time regional champs ... Team captain in football ... All-State, All-Region, State Runner-Up in baseball ... Chose Ole Miss over Florida, Arkansas, Kentucky, Michigan State, NC State, Missouri, Nebraska and others ... Coached by Jess Simpson and John Ford ... **PERSONAL:** Son of Chad and Deanne McIntyre ... Full name is Reece Jared McIntyre ... Born: Mar. 5, 2001 ... Freshman studies major.

8 **c.j. MILLER**   

Powder Springs, Ga • McEachern
6-0 • 187 • 2L • Sport & Recreation Admin.

Listed as a backup at strong safety ... Physical player who improved over the summer ... Posted five tackles and an interception in the Grove Bowl ... **2018:** Appeared in 10 contests with one start at the rover position ... Recorded 31 total tackles on the season, with one QB hurry and one fumble recovery ... vs. Texas Tech (9/1/18): Made his 2018 debut and recorded a tackle ... vs. Southern Illinois (9/8/18): Tallied three tackles in a reserve role vs. the Salukis ... vs. #1 Alabama (9/15/18): Recorded three total tackles ... vs. Kent State (9/22/18): Tallied three total tackles in reserved role ... at #5 LSU (9/29/18): Had career-high seven tackles and first career fumble recovery ... vs. ULM (10/6/18): Got first career start at strong safety and recorded one tackle before coming out of the game due to injury ... vs. South Carolina (11/3/18): Saw action as a reserve defensive back and tallied six total tackles ... at Texas A&M (11/10/18): Played in a backup role and recorded four total tackles, including three solo stops ... at Vanderbilt (11/17/18): Tallied one total tackle ... vs. #18 Mississippi State (11/22/18): Registered two total tackles ... **2017:** Received a medical redshirt after getting hurt early in the season ... Appeared in four games, recording six total tackles ... Made his collegiate debut vs. South Alabama (9/2/17), where he made three tackles ... Also saw action at Cal (9/16/17) ... Saw the field at Alabama (9/30/17) ... Saw substantial playing time at No. 12 Auburn (10/7/17), where he made three tackles ... **HIGH SCHOOL:** Rated a 4-star prospect by ESPN and a 3-star prospect by Scout and 247Sports ... Listed as the No. 25 safety in the country and the No. 42 recruit from Georgia by ESPN ... Chosen to play in the North-South All-Star Game ... Selected All-Region 3-AAAAAAA ... Helped McEachern to a 10-2 record as a junior ... Returned an interception 97 yards for a TD ... Coached in high school by Kyle Hockman ... **PERSONAL:** Son of Caples Miller, Sr. and Camilla McClure ... Full name is Caples Devonne Miller Jr. ... Born: Dec. 11, 1998 ... Sport and recreation administration major.

MILLER'S CAREER STATISTICS

—DEFENSE—

Year	G-S	UT	AT	TT	TFL-YDS	Sacks-Yds
2017	4-0	2	4	6	0.0-0	0.0-0
2018	10-1	16	15	31	0.0-0	0.0-0
Total	14-1	18	19	37	0.0-0	0.0-0

Year	FF	FR	PD	QBH	INT	BLK
2017	0	0	0	0	0	0
2018	0	1	0	1	0	0
Total	0	1	0	1	0	0

MILLER'S CAREER HIGHS

TACKLES: 7, at LSU (9/29/18)
SOLO TACKLES: 3, 2x, MR: at Texas A&M (11/10/18)
FUMBLE RECOVERY: 1, at LSU (9/29/18)

1 **jonathan MINGO**   

Brandon, Miss. • Brandon
6-2 • 200 • HS • Freshman Studies

HIGH SCHOOL: Selected to 2019 Under Armour All-American Game ... Consensus four-star prospect according to Rivals, ESPN and 247Sports Composite Rankings ... Rated 3-star prospect by 247Sports ... Rated No. 6 prospect/No. 2 wide receiver in state of Mississippi and No. 22 WR in the nation by Rivals ... Selected to Clarion Ledger's 2018 Dandy Dozen ... Named Class 6A First-Team All-State ... Played in 2018 Mississippi/Alabama All-Star Game ... Named FOX 40 SportsDeck Player of the Year ... Caught 77 passes for 1,451 yards and 14 TDs as a senior (2018) ... Finished high school career with 2,492 receiving yards and 23 TDs ... Led Brandon to 6A South State title game and 13-2 record as a senior ... Physical receiver was named Mobile Rivals Camp MVP in Summer 2018 ... Chose Ole Miss over Arkansas, Auburn, Georgia, Mississippi State, Notre Dame, Oregon and others ... Coached by Tyler Peterson ... **PERSONAL:** Son of John and Tonja Mingo ... Full name is Jonathan Ondreal Mingo ... Born: Apr. 20, 2001 ... Freshman studies major.

8 elijah **MOORE** SO. WR  

Fort Lauderdale, Fla. • St. Thomas Aquinas
5-9 • 182 • 1L • Sport & Recreation Admin.

Starter in the slot and leader of the receiving corps ... Best route runner on the team ... Tremendous mindset and competitor ... Collected eight catches for 79 yards in the Grove Bowl ... **2018:** Appeared in every game as a true freshman, including four starts at receiver ... Finished third on the team with 36 receptions for 398 yards and two touchdowns ... Made his Ole Miss debut vs. Texas Tech (9/1/18) and did not record any stats ... vs. Southern Illinois (9/8/18): Recorded his first career catch and touchdown with a 50-yard strike during the second quarter of the Rebels' win over the Salukis ... Also returned two punts for a total of three yards ... vs. #1 Alabama (9/15/18): Played primarily in special teams role with two kick returns for 23 yards ... vs. Kent State (9/22/18): Played primarily in special teams role with two kick returns for 46 yards ... at #5 LSU (9/29/18): Made two catches for 18 yards in reserve role at wide receiver ... vs. ULM (10/6/18): Hauled in four catches for 59 yards ... Recorded second TD reception of the season ... at Arkansas (10/13/18): Saw the field as reserve wideout and on special teams ... Returned two kickoffs for 42 yards ... vs. Auburn (10/20/18): Tallied one catch for nine yards ... Had one kick return for 17 yards ... vs. South Carolina (11/3/18): Made his first career start at wide receiver ... Led the Ole Miss receiving corps with 11 catches for 129 yards ... It was the most receptions and yards ever by an Ole Miss freshman in a single game ... Also rushed once for a six-yard gain ... at Texas A&M (11/10/18): Made second straight start at wide receiver ... Hauled in five catches for 40 yards ... Tallied a career-long 15 yard punt return ... at Vanderbilt (11/17/18): Recorded seven catches for 52 yards ... **HIGH SCHOOL:** Highly-touted four-star recruit by ESPN and Rivals, and three-star prospect according to 247Sports ... Ranked No. 160 in the ESPN 300 ... Rated as high as the No. 33 player in Florida (Rivals), No. 36 by ESPN and No. 47 from 247Sports ... Tabbed the No. 24 WR in the nation by ESPN, No. 34 by Rivals and No. 54 by 247Sports ... Helped the Raiders to a 12-3 record as a senior hauling in 407 receiving yards and five touchdowns ... Selected to play in the 2018 Under Armour All-America Game ... Chosen to compete in the 2017 Opening Finals ... Coached by Roger Harriott ... **PERSONAL:** Son of Sean and Elisa Moore ... Full name is Elijah D. Moore ... Born: Mar. 27, 2000 ... Sport and recreation administration major.

MOORE'S CAREER STATISTICS

—RECEIVING—

Year	G-S	Rec	Yds	TD	Lg	Avg.
2018	12-4	36	398	2	50	11.1
Total	12-4	36	398	2	50	11.1

—PUNT RETURNS—

Year	G	Ret	Yds	TD	Lg	Avg.
2018	12	10	34	0	15	3.4
Total	12	10	34	0	15	3.4

—KICK RETURNS—

Year	G	Ret	Yds	TD	Lg	Avg.
2018	12	12	222	0	28	18.5
Total	12	12	222	0	28	18.5

MOORE'S CAREER HIGHS

RECEPTIONS: 11, vs. South Carolina (11/3/18)
RECEIVING YARDS: 129, vs. South Carolina (11/3/18)
LONG RECEPTION: 50, vs. Southern Illinois (9/8/18)
RECEIVING TDs: 1, 2x, MR: vs. ULM (10/8/18)
PUNT RETURNS: 3, vs. South Carolina (11/3/18)
LONGEST PUNT RETURN: 15, at Texas A&M (11/10/18)
KICK RETURNS: 2, 4x, MR: vs. South Carolina (11/3/18)
LONGEST KICK RETURN: 28, vs. Kent State (9/22/18)

87 sam **MURPHEY** FR. TE  

Paris, Tenn. • Henry County
6-3 • 238 • RS • General Business

2018: Did not see any action and was redshirted ... Non-scholarship player who joined the team prior to the start of the 2018 season ... **HIGH SCHOOL:** Three-year letterwinner at Henry County HS ... Hauled in eight catches for 158 yards and two touchdowns as a senior ... Named the Regio 7-5A Offensive Lineman/Tight End of the Year ... Also lettered in track ... Coached by James Counce, Jr. ... **PERSONAL:** Son of Michael Susannah Murphey ... Full name is Samuel Dunlap Murphey ... Born Feb. 3, 2000 ... Dean's Honor Roll in fall 2018 ... Athletic Director's Honor Roll in spring 2019 ... General business major.

93 cale **NATION** FR. K  

Madison, Miss. • Madison Central
5-11 • 165 • HS • Biology

HIGH SCHOOL: Earned all-state and all-region honors during his three-years at Madison Central ... Helped lead Madison Central to three-straight north state runner-up finishes ... Was 25-of-33 in field goal attempts during his high school career ... Coached by Anthony Hart ... Also lettered in soccer ... **PERSONAL:** Son of Patrick and Tara Nation ... Full name is Patrick Cale Nation ... Born Aug. 19, 2000 ... Biology major.

72 royce **NEWMAN** JR. OL  

Nashville, Ill. • Nashville Community
6-5 • 301 • 2L • Criminal Justice

Enters the fall as the starting left guard after a strong spring ... Has played multiple spots on the line in his career ... Great athlete with good size and mobility ... **2018:** Appeared in all 12 games as a reserve offensive lineman ... Made 2018 debut off of the bench vs. Texas Tech (9/1/18) ... vs. Southern Illinois (9/8/18): Helped the Rebels put up 76 points, the fifth-most in school history ... Ole Miss' 629 total yards were the sixth-most in school history, while the 470 team passing yards were second-most ever by a Rebels team ... vs. #1 Alabama (9/15/18): Appeared in a reserve role vs. the Crimson Tide ... vs. Kent State (9/22/18): Played as a reserve offensive lineman ... Helped pass block for Jordan's Ta'amu's 442-yard passing effort, the fourth-most yards in school history ... at #5 LSU (9/29/18): Saw the field as a reserve offensive lineman ... vs. ULM (10/6/18): Played 19 snaps off the bench and graded out at 89 percent ... Helped block for an Ole Miss offense that set school records in both total offense (826) and passing yards (517) ... The 826 total yards were the second-most ever by an SEC team and are the most by any FBS team this season ... at Arkansas (10/13/18): Played specifically on special teams ... vs. Auburn (10/20/18): Saw most of his action on the line during field goals and PATs ... vs. South Carolina (11/3/18): Played limited playing time as a reserve offensive lineman ... at Texas A&M (11/10/18): Played specifically on special teams ... at Vanderbilt (11/17/18): Saw action mainly on special teams ... **2017:** Played in nine games ... Saw playing time in the season opener vs. South Alabama (9/2/17) making his Rebel debut ... Also saw the field at No. 12 Auburn (10/7/17) ... Played vs. Vanderbilt (10/14/17) on special teams ... Saw playing time against Arkansas (10/28/17) ... Saw playing time in the win at Kentucky (11/4/17) ... Hit the field in the victory over Louisiana (11/11/17) ... Played in the Egg Bowl victory at No. 14 Mississippi State (11/23/17) ... **2016:** Redshirted ... Member of the 2016 signing class ... **HIGH SCHOOL:** Rated a 4-star prospect by Scout and 247Sports and ranked among the top 250 national recruits by both outlets ... Tabbed the 14th-best offensive tackle in the nation by Scout and 24th-best by 247Sports ... Helped Nashville to the semifinals of the 2A state playoffs ... First team Belleville News-Democrat All-Area in both football and basketball, as well as 2A All-State in basketball by the Illinois Football Coaches Association ... Played offensive tackle, tight end and defensive end in high school ... Coached in high school by Tim Kuhn ... **PERSONAL:** Son of Dale and Kim Newman ... Full name is Royce Dalton Newman ... Born: Aug. 17, 1997 ... Athletic Director's Honor Roll in fall 2018 ... Criminal justice major with an emphasis in law enforcement.

12 adam NORSWORTHY FR. ILB  

Brandon, Miss. • Jackson Prep

6-0 • 230 • HS • Biology

HIGH SCHOOL: Three-time state champion at Jackson Prep ... Earned first-team all-district honors as a sophomore, junior and senior ... Tallied over 300 tackles and 26 sacks during his three-year career ... Coached by Ricky Black ... Also lettered in track and baseball ... **PERSONAL:** Son of Chris and Amy Norsworthy ... Full name is Adam Christopher Norsworthy ... Born July 20, 2000 ... Biology major.

91 hal NORTHERN JR. NT  

Tunica, Miss. • Northwest Mississippi CC

6-1 • 303 • RS • General Studies

Has made tremendous strides ... Continues to develop so he can play a significant role ... Credited with four tackles in the Grove Bowl ... **2018:** Appeared in three games and was redshirted ... Tallied three total tackles on the season including one tackle for loss ... **JUNIOR COLLEGE:** Rated a three-star recruit by 247Sports and ESPN ... 2017 MACJC North Division defensive line MVP ... Earned 2017 NJCAA first team All-America accolades, as well as All-Region and MACJC honors ... Helped lead Northwest to an 8-2 record and the MACJC title game as a sophomore ... Tallied 32 tackles, including 15.5 tackles for loss and 7.5 sacks as a sophomore at Northwest ... Coached in junior college by Benjy Parker ... Enrolled early and participated in spring drills ... **HIGH SCHOOL:** Played for head coach Edwin Norwood at Rosa Fort ... Led the Lions to a 9-3 overall mark and the second round of the Class 4A state playoffs as a senior ... Compiled 79 total tackles as a senior ... Three-time first team all-state and all-district selection ... Selected to play in the Mississippi-Alabama All-Star Game as a senior ... **PERSONAL:** Son of James and Erica Northern ... Born: Nov. 1, 1996 ... Older brother, Ty, played football at Memphis ... General Studies major with an emphasis in education, legal studies and sociology.

7 jason PELLERIN SR. TE  

New Iberia, La. • New Iberia Catholic

6-4 • 234 • 3L • Risk Management & Insurance

Enters fall camp second on depth chart ... Former quarterback with great understanding of the game ... Hauled in two passes for 19 yards in the Grove Bowl ... **2018:** Appeared in all 12 games on special teams, as a backup tight end, and in goal line situations ... vs. Texas Tech (9/1/18): Made 2018 debut and played primarily on special teams ... vs. Southern Illinois (9/8/18): Played in win over the Salukis primarily on special teams ... vs. #1 Alabama (9/15/18): Played primarily on special teams ... vs. Kent State (9/22/18): Saw time on Ole Miss' special team unit ... at #5 LSU (9/29/18): Played exclusively on special teams ... vs. ULM (10/6/18): Played primarily on special teams and didn't record any stats ... at Arkansas (10/13/18): Saw action on special teams ... vs. Auburn (10/20/18): Played exclusively on special teams and didn't record any stats ... vs. South Carolina (11/3/18): Saw the field on special teams and goal line situations ... at Texas A&M (11/10/18): Saw action as a backup QB and rushed once for three yards ... at Vanderbilt (11/17/18): Played on special teams and goal line situations ... vs. #18 Mississippi State (11/22/18): Had one rush attempt in the red zone and appeared on special teams ... **2017:** Played in all 12 games ... Saw time in the season opener vs. South Alabama (9/2/17) on special teams and at tight end ... Also played vs. UT Martin (9/9/17) ... Played at Cal (9/16/17) but did not record a stat ... Saw the field at Alabama (9/30/17) ... Had playing time in the win over Vanderbilt (10/14/17) ... Saw the field on special teams vs. LSU (10/21/17) ... Hit the field against Arkansas (10/28/17) on special teams ... Saw the field at Kentucky (11/4/17) on special teams ... Saw time at QB late in the fourth quarter in the win over Louisiana (11/11/17) ... Part of Egg Bowl win at No. 14 Mississippi State (11/23/17) ... **2016:** Played in nine games as a backup QB ... Finished third on team with three rushing TDs, totaling 90 yards on 29 attempts ... Completed 11 of 22 passes for 104 yards with two TDs and three INTs ... Earned first letter ... vs. Wofford (9/10/16): Made his collegiate debut and completed 2 of 3 passes for 23 yards, a TD and an INT, while rushing six times for 27 yards and another TD ... vs. Georgia Southern (11/5/16): Entered the game in relief of injured starter Chad Kelly and completed 1 of 5 passes for 19 yards ... **2015:** Did not see any game action and was redshirted ... **HIGH SCHOOL:** Listed as a 4-star recruit by 247Sports and ESPN ... Rated the 10th-best dual-threat quarterback in the country by 247Sports and 11th by ESPN ... Scout tabbed him the No. 23 overall QB in the 2015 class ... Listed as the 13th-best prospect in Louisiana by 247Sports ... Led his high school to its first ever undefeated regular season and a berth in the 2014 LHSAA Division III title game his senior year ... Named District MVP and Daily Iberian Offensive MVP ... Operating the Panthers' Wing-T offense, completed 63 of 111 passes for 1,099 yards and 13 TDs, while rushing for 1,103 yards and 28 more scores ... As a junior, he led New Iberia Catholic to a 9-3 record and state semifinals berth while accounting for 34 TDs (22 passing, 12 rushing), 1,917 passing yards and 786 rushing yards ... Coached in high school by Brent Indest ... Also played basketball and baseball ... **PERSONAL:** Son of Perry and Sonia Pellerin ... Full name is Jason Chad Pellerin ... Born: Nov. 25, 1996 ... SEC Academic Honor Roll in 2015, 2016 and 2017 ... Made Dean's Honor Roll for Spring 2016 and U.M.A.A. Honor Roll for Fall 2015 ... NFF Freshman Scholar-Athlete ... Managerial Finance major.

PELLERIN'S CAREER STATISTICS

—TOTAL OFFENSE—

Year	G-S	Rush	Pass	Total	Avg/G
2016	9-0	90	104	194	21.6
2017	11-0	0	0	0	0.0
2018	12-0	4	0	0	0.3
Total	32-0	94	104	197	6.0

PELLERIN'S CAREER HIGHS

- PASSING ATTEMPTS: 9, at Vanderbilt (11/19/16)
- COMPLETIONS: 6, at Vanderbilt (11/19/16)
- PASSING YARDS: 51, at Vanderbilt (11/19/16)
- PASSING TDs: 1, 2x, MR: vs. Georgia (9/24/16)
- LONG COMPLETION: 19, vs. Georgia Southern (11/5/16)
- RUSHING ATTEMPTS: 8, vs. Memphis (10/1/16)
- RUSHING YARDS: 29, vs. Georgia Southern (11/5/16)
- RUSHING TDs: 2, vs. Memphis (10/1/16)
- LONGEST RUSH: 9, 2x, MR: vs. Georgia Southern (11/5/16)
- TOTAL OFFENSE YARDS: 51, at Vanderbilt (11/19/16)
- TOTAL TOUCHDOWNS: 2, 2x, MR: vs. Memphis (10/1/16)

d'vaughn
28 PENNAMON
 Houston, Texas • Manvel
 5-11 • 216 • 2L • Criminal Justice




Has worked hard to return to form after more than a year away from game action ... Lost weight ... Has natural running ability ... Rushed eight times for 27 yards in the Grove Bowl ... **2018:** Missed season due to knee injury ... **2017:** Appeared in 11 games ... Second-leading rusher on the team with 217 yards on 53 carries (4.1 avg.) and two TD ... Had a long rush of 20 yards ... Had 10 receptions for 84 yards and a long catch of 42 yards ... Returned two kicks for 55 yards with a long of 46 ... Came on late in the season opener vs. South Alabama (9/2/17): Finished with 34 yards off seven carries and a TD, the second of his career ... vs. UT Martin (9/9/17): Caught two passes for a career high 50 yards, including a long reception of 42 yards ... at Cal (9/16/17): Had five rushes for 23 yards ... at Alabama (9/30/17): Had three carries in the game ... Had a career high 11 carries vs. Auburn (10/7/17) rushing for 19 yards ... Rushed twice vs. Vanderbilt (10/14/17) for 10 yards ... Had four carries vs. LSU (10/21/17) for nine yards and one reception ... Had one reception against Arkansas (10/28/17) but finished without a carry ... at Kentucky (11/4/17): Had a career-high 42 rushing yards off seven carries, and also caught one pass for six yards ... vs. Louisiana (11/11/17): Rushed nine times for 55 yards and also caught one pass out of the backfield ... Rushed three times for 22 yards against Texas A&M (11/18/17) before exiting with a season-ending knee injury ... **2016:** Played in nine games as a backup RB and on special teams ... Totaled 63 yards and a TD on 20 carries, as well as two catches for 20 yards ... vs. Wofford (9/10/16): Made his collegiate debut and rushed six times for 13 yards ... vs. #11 Georgia (9/24/16): Ran the ball six times for 37 yards and his first career TD, while also catching an 11-yard pass ... at #23 LSU (10/22/16): Ran six times for 8 yards and caught a 9-yard pass out of the backfield ... **HIGH SCHOOL:** Selected to play in the Semper Fidelis All-America Game ... Rated a 4-star prospect by all the major recruiting services ... Listed in the Rivals 300 and 247Sports Top 247 ... Ranked the No. 5 all-purpose back in the country by Rivals and 247Sports and the 23rd-best RB by Scout ... Tabbed the 23rd-best player in the state of Texas by Rivals ... Ranked the No. 6 running back in the state of Texas by Scout ... Honorable mention all-state after racking up 1,585 rushing yards and 24 TDs ... Was a second team all-district selection as a junior after rushing for 660 yards and six TDs with 17 catches for 265 yards and seven TDs ... In his career, he rushed for 2,565 yards and 33 touchdowns while hauling in 48 passes for 489 yards and 11 touchdowns ... Coached in high school by Kirk Martin ... **PERSONAL:** Son of Elaine Winn ... Full name is D'Vaughn Markel Pennamon ... Born: June 24, 1998 ... General studies major with an emphasis in education, legal studies and recreation administration.

PENNAMON'S CAREER STATISTICS



—RUSHING—

Year	G-S	Att	Yds	TD	Lg	Avg.
2016	9-0	20	58	1	14	2.9
2017	11-0	53	217	2	20	4.1
Total	20-0	73	275	3	20	3.8

PENNAMON'S CAREER HIGHS

RUSHING ATTEMPTS: 11, at No. 12 Auburn (10/7/17)
 RUSHING YARDS: 55, vs. Louisiana (11/11/17)
 LONGEST RUSH: 20, at Kentucky (11/4/17)
 RUSHING TDs: 1, 2x, MR: vs. South Alabama (9/2/17)
 RECEPTIONS: 2, vs. UT Martin (9/9/17)
 RECEIVING YARDS: 50, vs. UT Martin (9/9/17)
 LONG RECEPTION: 42, vs. UT Martin (9/9/17)
 KICK RETURNS: 1, vs. South Alabama (9/2/17)
 LONG KICK RETURN: 46 yards, vs. South Alabama (9/2/17)

scottie
22 PHILLIPS
 Ellisville, Miss. • Jones County JC
 5-8 • 216 • 1L • General Studies

Preseason All-SEC third team (Athlon, Lindy's, Phil Steele) ... Returning starter ... Motivated to build on his success from last year and become a more complete back ... Strong spring and summer of training ... **2018:** Appeared in 11 games, making 10 starts at running back ... Ranked fifth in the SEC in total touchdowns (14) and third in rushing TDs (12) ... Ninth in the SEC in rushing yards (927) ... Recorded at least one rushing TD in seven of the 11 games he played in on the season ... vs. Texas Tech (9/11/18): Named SEC Offensive Player of the Week in his Ole Miss debut after recording 204 yards and two TD on just 16 carries ... Became just the eighth Ole Miss running back to surpass the 200-yard rushing mark in a single game ... It was the 10th overall 200-yard rushing effort in program history ... His 204 yards are the most by an Ole Miss running back making his debut ... vs. Southern Illinois (9/8/18): Rushed 15 times for 107 yards and two touchdowns ... Also tallied two catches out of the backfield for a total of four yards ... vs. #1 Alabama (9/15/18): Carried the ball 12 times for 44 yards ... vs. Kent State (9/22/18): Tallied a career-high 19 rushing attempts for 112 yards and one touchdown ... Also hauled in two catches for 44 yards, including his first career TD reception ... at #5 LSU (9/29/18): Ran for 96 yards on 16 carries and one touchdown ... vs. ULM (10/6/18): Carried the ball 12 times for 74 yards and two TDs on the ground ... Hauled in one pass for 11 yards and a touchdown ... at Arkansas (10/13/18): Ran 18 times for 86 yards and one score ... vs. Auburn (10/20/18): Carried the ball 17 times for 59 yards ... Also hauled in two catches for 20 yards ... vs. South Carolina (11/3/18): Posted a career-high 21 carries for 141 yards and three touchdowns ... Hauled in two catches for 28 yards ... at Texas A&M (11/10/18): Rushed three times for four yards before getting hurt on the sixth play of the game ... vs. #18 Mississippi State (11/22/18): Played backup role at running back with four attempts on the ground ... **JUNIOR COLLEGE:** Ranked as high as a four-star JUCO recruit by ESPN ... Tabbed a three-star prospect by 247Sports and Rivals ... Ranked No. 8 in the ESPN's JC50 ... Rated the No. 1 running back in the state by ESPN and 247Sports ... 247Sports also labeled him as the No. 11 overall player in the state, and No. 39 player in the nation ... Helped Jones to an 8-2 record and south division title and the school's first playoff appearance in four years ... Named All-Region 23 and earned All-MACJC South First Team accolades ... Helped the Bobcats average 261 yards per game on the ground after rushing for 1070 yards, which ranked third in the state and 12th in the NJCAA ... Rushed for 13 touchdowns (78 points - led the team), ranking fourth in the state and ninth in the nation in TDs ... As a freshman, ranked fifth in the nation with 1,212 rushing yards ... His 123.6 yards per game ranked second in the MACJC and third nationally ... Rushed for a MACJC high 14 TDs en route to NCAA Honorable Mention All-America honors ... Enrolled early and participated in spring drills ... Coached by Steve Buckley ... **HIGH SCHOOL:** Ran for 1600+ yards in his senior campaign with 22 touchdowns, averaging 163 yards per game at South Jones ... Totaled 571 yards on the ground as a junior with four TDs averaging 81.6 yards per game ... Named a 2015 MAC All-State First Team selection ... Coached by Cory Reynolds ... **PERSONAL:** Son of Scott and LaDonna Phillips ... Full name is Scott Maurice Phillips ... Born: Oct. 6, 1997 ... Athletic Director's Honor Roll in fall 2018 ... General studies major with minors in African American studies, education and sociology.

PHILLIPS' CAREER STATISTICS

—RUSHING—

Year	G-S	Att	Yds	TD	Lg	Avg.
2018	11-10	153	928	12	65	6.1
Total	11-10	153	928	12	65	6.1



PHILLIPS' CAREER HIGHS

RUSHING ATTEMPTS: 21, vs. South Carolina (11/3/18)
 RUSHING YARDS: 204, vs. Texas Tech (9/1/18)
 RUSHING TDs: 3, vs. South Carolina (11/3/18)
 LONGEST RUSH: 65, vs. Texas Tech (9/1/18)
 RECEPTIONS: 2, 3x, MR: vs. South Carolina (11/3/18)
 RECEIVING YARDS: 44, vs. Kent State (9/22/18)
 LONG RECEPTION: 38, vs. Kent State (9/22/18)
 TOTAL OFFENSE YARDS: 204, vs. Texas Tech (9/1/18)
 TOTAL TOUCHDOWNS: 3, vs. ULM (10/6/18)

59 samuel PLASH SO. OL  



Mobile, Ala. • UMS-Wright Prep
6-3 • 292 • 1L • Biomedical Engineering

2018: Made first collegiate appearance in a reserve role vs. ULM (10/6/18) ... Earned first letter ... 2017: Did not see any action and was redshirted ... Non-scholarship player who joined team for fall camp ... **HIGH SCHOOL:** Four-year starter on the offensive line at UMS-Wright Prep ... As a senior, named second team all-state by the Alabama Sports Writers Association ... Played in the 2017 AHSAA North South All-Star Game ... Teammates with fellow Rebel Ty Rocconi ... Coached in high school by Terry Curtis ... Started on the baseball team, helping lead the school to back-to-back 4A AHSAA State Championships as a junior and senior... Earned a 35 on the ACT ... High School Valedictorian, National Merit Finalist, SGA President, National AP Scholar, Bryant-Jordan Scholar-Athlete Award recipient ... **PERSONAL:** Son of Paige and Carolyn Plash ... Full name is Samuel James-Gordon Plash ... Born: Mar. 17, 1998 ... High School Valedictorian, National Merit Finalist, SGA President, National AP Scholar, Bryant-Jordan Scholar-Athlete Award recipient ... Earned a 35 on the ACT ... 2018 SEC Fall Academic Honor Roll ... Chancellor's Honor Roll in spring 2019 ... Biomedical engineering major.

10 john rhys PLUMLEE FR. QB  

Hattiesburg, Miss. • Oak Grove
6-1 • 185 • HS • Engineering

HIGH SCHOOL: Rated a four-star prospect by ESPN and in 247Sports Composite rankings ... Tabbed a three-star prospect by Rivals and 247Sports ... No. 7 dual-threat quarterback in the nation and No. 13 prospect in Mississippi (247Sports composite) ... Mississippi Class 6A Offensive Player of the Year (2018) ... Played in Mississippi/Alabama All-Star Game ... Named one of the Clarion Ledger's 2018 Dandy Dozen ... Led Oak Grove to South State Championship and runner-up finish in 2018 state title game ... Threw for 5,430 yards with 51 TDs and 19 INTs throughout high school career ... Added 2,314 rushing yards and 31 scores on the ground ... Threw for 2,834 yards with 33 TDs and 3 INTs with 64.3% completion rate as a senior (2018), adding 1,444 yards and 19 rushing TDs ... Played center field for Oak Grove baseball team ... Hit .330 as a sophomore and .455 as a junior ... Stole 23 bases and drove in 35 runs during junior season ... Also a talented pianist and musician ... Chose Ole Miss over Georgia, Alabama, Auburn, Florida, Mississippi State, Notre Dame and others ... Coached by Drew Causey ... **PERSONAL:** Son of Denton and Lori Plumlee ... Full name is John Rhys Plumlee ... Born: Jan. 2, 2001 ... Majoring in engineering.

24 deantre PRINCE FR. DB  

Charleston, Miss. • Charleston
6-1 • 170 • HS • Elementary Education

HIGH SCHOOL: 4-star prospect according to ESPN ... Rated 3-star prospect by Rivals, 247Sports and 247Sports Composite ... No. 16 prospect in the state of Mississippi (ESPN and 247Sports) ... Class 3A All-State Second Team at receiver ... Played in Mississippi/Alabama All-Star Game ... Totaled 41 tackles and one interception as a senior (2018) ... Finished with three career INTs ... Tallied 1,610 all-purpose yards, 20 TDs in high school career ... Chose Ole Miss over Auburn, Georgia, Michigan, Mississippi State, Notre Dame, Texas A&M and others ... Coached by Scott Martin ... **PERSONAL:** Son of Jackie Prince and Brandon Brown ... Born: Oct. 12, 2000 ... Majoring in elementary education.

88 jack PROPST JR. LS  

Brentwood, Tenn. • Brentwood Academy
5-10 • 183 • 2L • Marketing & Corporate Relations

Preseason All-SEC third team holder (Phil Steele) ... Returning for his third year as the starting long snapper ... Has been perfect on every snap of his career ... Consistent player who continues to work on his craft ... 2018: Played in all 12 games as the Rebels' starting long snapper ... 2017: Played in all 12 games as the Rebels' starting long snapper ... Made his first career tackle in the Auburn game (10/7/17) ... Recorded a second tackle in the Egg Bowl win at No. 14 Mississippi State (11/23/17) ... 2016: Did not see action and was redshirted ... Non-scholarship player who joined the team for fall camp ... **HIGH SCHOOL:** Rated a 5-star snapper and No. 4 nationally by Kohl's Kicking ... Was a four-year starter for Brentwood Academy ... As a senior, helped Brentwood to a 12-1 record and a state championship ... Was perfect on every snap throughout his career ... Coached in high school by Cody White ... Named to the Headmaster's List and was an honor roll student ... High school teammate of Rebels Dawson Knox, Bryce Mathews and Isaac Way ... **PERSONAL:** Son of Kim and Ed Evins and Kevin Propst ... Full name is Jack Rimmel Propst ... Born: June 14, 1997 ... SEC Academic Honor Roll in 2017 and 2018 ... Made Chancellor's Honor Roll for fall 2016 and spring 2017 Dean's ... Honor Roll in fall 2018 and spring 2019 ... Marketing and corporate relations major.

PROPST'S CAREER STATISTICS

—DEFENSE—



Year	G-S	UT	AT	TT	TFL-YDS	Sacks-Yds
2017	12-0	0	2	2	0.0-0	0.0-0
2018	12-0	0	0	0	0.0-0	0.0-0
Total	24-0	0	2	2	0.0-0	0.0-0

PROPST'S CAREER HIGHS
TACKLES: 1, 2x, MR: at MSU (11/23/17)

75 bryce RAMSEY FR. OL  

Gulfport, Miss. • Harrison Central
6-2 • 336 • HS • Sport & Recreation Admin.

HIGH SCHOOL: Unanimous 3-star prospect by ESPN, Rivals and 247Sports ... Ranked the No. 8 center in the nation by Rivals ... Played in the Mississippi/Alabama All-Star Game ... Named Class 6A First Team All-State ... Helped pave the way for a Harrison Central rush attack that average 168.8 yards per game on the ground ... Credited with 31 pancake blocks as a sophomore ... Holds the all-time south-state squat record in powerlifting ... Chose Ole Miss over offers from Florida State and Memphis ... Coached by Anthony Hayes ... **PERSONAL:** Son of Calvin Ramsey and Angela Boykin ... Full name is Bryce J'Mal Ramsey ... Born: Dec. 21, 2000 ... Plans to major in sport and recreation management.

13 grant RESTMEYER JR. QB  

McKinney, Texas • McKinney Boyd
6-3 • 200 • 1L • Risk Management & Insurance

2018: Made first collegiate appearance in a reserve role vs. ULM (10/6/18) ... Earned first letter ... 2017: Did not see any action ... Earned a spot on the SEC Fall Academic Honor Roll ... 2016: Did not see any action and was redshirted ... Non-scholarship player who joined the team for fall camp ... **HIGH SCHOOL:** Threw for 2,182 yards and 19 touchdowns with only five interceptions as a senior ... Also played baseball ... Coached in high school by Don Drake ... **PERSONAL:** Son of Williams and Christine Restmeyer ... Full name is Grant Williams Restmeyer ... Born: Jan. 5, 1998 ... 2018 SEC Academic Honor Roll ... Athletic Director's Honor Roll in fall 2018 and spring 2019 ... Risk management and insurance major.

ty
88 REYES

Marietta, Ga. • Sprayberry

6-1 • 238 • SQ • Journalism

JR. DE




2018: Did not see any action ... 2017: Did not see any action ... 2016: Redshirted ... Non-scholarship player who joined the team for fall camp ... **HIGH SCHOOL:** Earned two letters playing defensive line at Sprayberry High School ... Coached by Billy Shackelford ... Also lettered in track and lacrosse ... **PERSONAL:** Son of former Ole Miss football player Tutan Reyes who spent a decade playing in the NFL from 2000-09 ... Full name is Tyriq Marques Reyes ... Plans to become a sports analyst ... SEC Academic Honor Roll in 2017 ... Broadcast Journalism major.

jamar
19 RICHARDSON

Aliceville, Ala. • Jones County JC

6-0 • 172 • TR • Criminal Justice

JR. DB




Listed as a reserve at cornerback ... Enrolled early and participated in spring drills ... **JUNIOR COLLEGE:** Consensus 3-star prospect by Rivals, 247Sports and ESPN ... Nation's No. 62 JUCO prospect, No. 7 cornerback (247Sports Composite) ... Notched 27 tackles, one sack, one INT during sophomore season (2018) ... Totaled 25 tackles, one sack and one fumble recovery as a freshman (2017) ... Chose Ole Miss over Florida, Missouri, Nebraska, Tennessee, USC and SMU ... Coached by Steve Buckley ... **HIGH SCHOOL:** Totaled seven interceptions, 13 pass deflections over career at Aliceville ... Committed to Ole Miss out of high school before attending Jones County JC ... Coached by Melvin Pete ... **PERSONAL:** Son of Renata Stewart ... Born Feb. 27, 1999 ... Criminal justice major.

josh
80 RICKETTS

Madison, Miss. • Madison Central

6-0 • 195 • 1L • Sport & Recreation Admin.

JR. WR




2018: Made first collegiate appearance in a reserve role vs. ULM (10/6/18) ... Earned first letter ... 2017: Did not see any action and was redshirted ... Non-scholarship player who joined the team for fall camp ... **HIGH SCHOOL:** Two-year letterman as a wide receiver for Madison Central ... Caught 43 passes for 731 yards and a TD as a senior ... Coached in high school by Bobby Hall ... Also played baseball ... **PERSONAL:** Son of Bob and Angie Ricketts ... Full name is Joshua Joseph Ricketts ... Born: Mar. 15, 1997 ... 2018 SEC Academic Honor Roll ... Athletic Director's Honor Roll in fall 2018 ... Sport and recreation administration major.

austrian
38 ROBINSON

New York, N.Y. • Trinity-Pawling School

6-4 • 285 • 3L • General Studies

SR. DE




Named the 29th recipient of the Chucky Mullins Courage Award in the spring ... Competing for a starting spot at an end ... Leader on the defense and great all-around football player ... 2018: Appeared in 11 games making two starts on the defensive line ... Recorded 19 total tackles for the season, one TFL and five quarterback hurries ... vs. Texas Tech (9/1/18): Made 2018 debut and recorded one quarterback hurry ... vs. Southern Illinois (9/8/18): Played in reserved role and tallied one quarterback hurry ... vs. #1 Alabama (9/15/18): Tallied two tackles, a half sack and tackle for loss, as well as one quarterback hurry ... vs. Kent State (9/22/18): Earned the start at defensive tackle and recorded one tackle and one quarterback hurry ... at #5 LSU (9/29/18): Made three total tackles vs. Tigers ... vs. ULM (10/6/18): Tallied three total tackles ... at Arkansas (10/13/18): Came off the bench to tally three total tackles ... vs. South Carolina (11/3/18): Recorded two tackles against the Gamecocks ... at Texas A&M (11/10/18): Tallied three tackles, including a half sack and one quarterback hurry ... at Vanderbilt (11/17/18): Saw action as a reserve defensive lineman but didn't record any stats ... vs. #18 Mississippi State (11/22/18): Saw action as a reserve defensive lineman, recording two tackles ... 2017: Played in 10 games ... Recorded 29 total tackles, 3.5 TFL and 1.5 sacks ... Saw playing time in the season opener vs. South Alabama (9/2/17): Made one tackle, a 3-yard TFL ... vs. UT Martin (9/9/17): Made two tackles ... Saw playing time at Cal game (9/16/17) ... Credited with a tackle at No. 1 Alabama (9/30/17) ... Had a career high three stops at Auburn (10/7/17) ... Credited with three tackles in the win over Vanderbilt, including a half sack ... Made two solo stops vs. LSU (10/21/17) ... Had two tackles vs. Arkansas game (10/28/17) ... Did not make the trip to Kentucky (11/4/17) due to injury ... Came back strong vs. Texas A&M (11/18/17) making a career-high seven tackles and 0.5 TFL ... Recorded a career-high eight tackles with 1.5 TFL, 1.0 sacks and one pass breakup in the Egg Bowl win at No. 14 Mississippi State (11/23/17) ... 2016: Played in five games (Wofford, Georgia, LSU, Vanderbilt, Mississippi State) ... Earned first letter ... vs. Wofford (9/10/16): Made his collegiate debut and posted one tackle ... vs. #11 Georgia (9/24/16): Recorded his first career sack and fumble recovery ... at Vanderbilt (11/19/16): Made one solo stop ... 2015: Did not see any action and was redshirted ... Member of the 2015 signing class ... **HIGH SCHOOL:** A consensus 3-star prospect, rated the No. 33 strongside defensive end by Rivals ... Listed as the nation's No. 59 offensive tackle by Scout ... Tabbed the No. 2 or No. 3 prospect in the state of New York by all the recruiting services ... Played on both the offensive and defensive lines for Trinity-Pawling ... Credited with 25 tackles as a senior ... Had 40 tackles and 10 sacks as a junior ... Coached in high school by Nick LaFontaine ... Grew up in Harlem ... **PERSONAL:** Son of India Robinson ... Full name is Austrian Daquan Robinson ... Born: March 12, 1996 ... Wants to be a coach after his playing career is over ... General studies major with an emphasis in education, legal studies and recreation administration.

ROBINSON'S CAREER STATISTICS

—DEFENSE—

Year	G-S	UT	AT	TT	TFL-YDS	Sacks-Yds
2016	5-0	2	2	4	1.0-2	1.0-2
2017	10-0	12	17	29	3.5-14	1.5-9
2018	11-2	4	15	19	1.0-6	0.5-3
Total	26-2	18	34	52	5.5-22	3.5-17

Year	FF	FR	PD	QBH	INT	BLK
2016	0	1	0	0	0	0
2017	0	0	1	0	0	0
2018	0	0	0	5	0	0
Total	0	1	1	5	0	0

ROBINSON'S CAREER HIGHS

TACKLES: 8, at No. 14 MSU (11/23/17)
 SOLO TACKLES: 4, at No. 14 MSU (11/23/17)
 TFLs: 1.5, at No. 14 MSU (11/23/17)
 SACKS: 1.0, 2x, last at No. 14 MSU (11/23/17)
 QUARTERBACK HURRIES: 1, 5x, MR: at Texas A&M (11/10/18)
 FUMBLE RECOVERIES: 1, vs. Georgia (09/24/16)

47^{ty} **ROCCONI**

SO. DB



Mobile, Ala. • UMS-Wright Prep
5-11 • 190 • 1L • General Business

2018: Appeared in all 12 games on special teams ... vs. Texas Tech (9/1/18): Made his Ole Miss debut ... vs. Southern Illinois (9/8/18): Appeared primarily on special teams and did not record any stats ... vs. #1 Alabama (9/15/18): Saw the field in special teams role ... vs. Kent State (9/22/18): Played against the Golden Flashes strictly on special teams ... at #5 LSU (9/29/18): Saw the field specifically on special teams ... vs. ULM (10/6/18): Recorded first career tackles in win over the Warhawks ... at Arkansas (10/13/18): Played on special teams but did not record any stats ... vs. Auburn (10/20/18): Saw action on specifically on special teams ... vs. South Carolina (11/3/18): Played primarily on special teams ... at Texas A&M (11/10/18): Saw the field exclusively on special teams ... at Vanderbilt (11/17/18): Played on special teams ... vs. #18 Mississippi State (11/22/18): Saw action on special teams ... 2017: Did not see any action and was redshirted ... Non-scholarship player who joined the team for fall camp ... **HIGH SCHOOL:** Rated a 2-star recruit by Rivals and 247Sports ... Ranked the No. 120 player in the state of Alabama by 247Sports ... Played on both sides of the ball at UMS-Wright Prep ... Tallied 58 tackles and four interceptions on defense ... Recorded 126 of his team's 169 total yards (109 rushing, 17 receiving) in the season opener of his senior season ... Teammates with fellow Rebel Samuel Plash throughout high school ... Coached in high school by Terry Curtis ... **PERSONAL:** Son of Dr. Rodney and Courtney Rocconi ... Full name is Tyler Paul Rocconi ... Born: Feb. 18, 1998 ... Both parents and several other family members attended Ole Miss ... General business major.

ROCCONI'S CAREER STATISTICS

—DEFENSE—

Year	G-S	UT	AT	TT	TFL-YDS	Sacks-Yds
2018	12-0	1	1	2	0.0-0	0.0-0
Total	12-0	1	1	2	0.0-0	0.0-0

Year	FF	FR	PD	QBH	INT	BLK
2018	0	0	0	0	0	0
Total	0	0	0	0	0	0

ROCCONI'S CAREER HIGHS

TACKLES: 2, vs. ULM (10/6/18)
SOLO TACKLES: 1, vs. ULM (10/6/18)

13 **SANDERS**

JR. WR



Hogansville, Ga. • Callaway
6-0 • 189 • 2L • Sport & Recreation Admin.

Enters the fall as a starter outside ... Savvy veteran who will be relied on heavily in the receiver room for his experience ... Grabbed three passes for 16 yards and a TD in the Grove Bowl ... 2018: Played in 10 games with two starts at wide receiver ... Caught 16 passes for 271 yards ... 16.9 yards per catch ranked second on the team among wide receivers ... Made season debut vs Texas Tech (9/1/18) and recorded career highs in receptions (4), receiving yards (60) and longest reception (44) ... vs. Southern Illinois (9/8/18): Made first career start and had a career day in win over Salukis ... Hauled in four catches for 133 yards and a touchdown ... vs. #1 Alabama (9/15/18): Played in a reserve role at wide receiver ... vs. Kent State (9/22/18): Saw the field vs. the Golden Flashes but did not record any stats ... at #5 LSU (9/29/18): Hauled in one pass for 19 yards in loss at LSU ... vs. ULM (10/6/18): Saw action off the bench but didn't record any stats ... at Arkansas (10/13/18): Came off the bench to tally three catches for 35 yards ... vs. Auburn (10/20/18): Earned the start at wide receiver and hauled in three catches for 18 yards ... vs. South Carolina (11/3/18): Tallied one catch for six yards ... vs. #18 Mississippi State (11/22/18): Saw time as a backup but didn't record any stats ... 2017: Played in seven games ... Recorded four catches for 65 yards and one TD ... Had a long reception of 30 yards ... Made his Rebel debut vs. Vanderbilt (10/14/17), catching one pass for 10 yards ... Followed that with two receptions vs. LSU (10/21/17) and 25 yards ... Saw playing time on special teams against Arkansas (10/28/17) ... Also saw the field in the win at Kentucky (11/4/17) ... Played in the win over Louisiana (11/11/17) ... Scored his first career TD against Texas A&M (11/18/17) off a 30-yard reception, the longest of his career ... Played in the Egg Bowl win at No. 14 Mississippi State (11/23/17) ... **HIGH SCHOOL:** Rated a 4-star prospect by Scout and ESPN ... A member of the Scout 300, ranked as the No. 258 overall recruit in the country ... Listed as the nation's No. 34 wide receiver by Scout and the No. 33 athlete by ESPN ... Georgia Sports Writers Association All-State second team at wide receiver as a senior, helping the Cavaliers to a 13-1 record and berth into the 2A state semifinals ... Caught 20 touchdowns and racked up more than 1,000 receiving yards ... Played both receiver and quarterback for Callaway prior to his senior year ... Coached in high school by Pete Wiggins ... **PERSONAL:** Son of Charles Sanders and Tofia Bray-Sanders ... Full name is Jontavious Braylon Sanders ... Born: Jan. 21, 1999 ... Related to Indianapolis Colt Quan Bray and former Carolina Panther Dialleo Burks and former Auburn cornerback Jason Bray ... Sport and recreation administration major.

SANDERS' CAREER STATISTICS

—RECEIVING—

Year	G-S	UT	AT	TT	TFL-YDS	Sacks-Yds
2017	6-0	4	65	1	30	16.3
2018	10-2	16	271	1	55	16.9
Total	16-2	20	336	2	55	16.8

SANDERS' CAREER HIGHS

RECEPTIONS: 4, 2x, MR: vs. Southern Illinois (9/8/18)
RECEIVING YARDS: 133, vs. Southern Illinois (9/8/18)
LONG RECEPTION: 55, vs. Southern Illinois (9/8/18)
RECEIVING TDs: 1, 2x, MR: vs. Southern Illinois (9/8/18)

46 momo **SANOGO** JR. ILB

Plano, Texas • Plano West

6-2 • 233 • 2L • Banking & Finance




Preseason All-SEC third team selection by Lindy's and fourth team by Athlon and Phil Steele ... Returning starter and leading tackler ... Registered a team-high eight tackles and a sack in the Grove Bowl ... **2018**: Started at linebacker in all 12 games ... One of just three players to start every game on defense for the Rebels ... Third in the SEC with 9.3 tackles per game ... Fifth in the SEC in total tackles with 112 ... One of just two Rebels in the last 12 years to tally 100 or more tackles in a season ... Made his 2018 debut, the first start of his career, against Texas Tech (9/1/18) and recorded five tackles and one tackle for loss ... vs. Southern Illinois (9/8/18): Started at linebacker and recorded a team-high 11 tackles in the win ... vs. #1 Alabama (9/15/18): Started at middle linebacker and recorded four total tackles including three solo stops ... vs. Kent State (9/22/18): Made the start at middle linebacker and tallied seven total tackles and one forced fumble ... at #5 LSU (9/29/18): Started at middle linebacker and tallied 12 tackles and one forced fumble ... vs. ULM (10/6/18): Earned the start at middle linebacker and recorded a career-high five total tackles and one tackle for loss ... at Arkansas (10/13/18): Started at middle linebacker and tallied five total tackles ... vs. Auburn (10/20/18): Made the start at middle linebacker and recorded a career-high 16 total tackles ... The 16 tackles were the most by an Ole Miss defender since 2007 when Tony Fein tallied 16 total tackles vs. Auburn ... vs. South Carolina (11/3/18): Tallied 11 total tackles, including his first career sack and two quarterback hurries ... at Texas A&M (11/10/18): Tied career with 16 total tackles, including one tackle for loss ... Second time in the last three game he tallied 16 tackles ... That had only been done twice in the last 20 years prior to the 2018 season ... at Vanderbilt (11/17/18): Recorded double-digit tackles for the fourth straight game ... Finished with 12 total tackles, including two tackles for loss ... Also tallied a pass breakup ... vs. #18 Mississippi State (11/22/18): Started at middle linebacker, recording eight total tackles ... **2017**: Played in 11 games ... Recorded eight total tackles ... Named a National Football Foundation Ole Miss Chapter Scholar-Athlete ... Made his collegiate debut in vs. UT Martin (9/9/17) ... Also saw playing time at Cal (9/16/17) ... Recorded the first tackles of his career at Alabama (9/30/17), finishing with two stops on special teams ... Had a tackle vs. Vanderbilt (10/14/17) ... Continued to see playing time on special teams vs. LSU (10/21/17) ... Had one tackle against Arkansas (10/28/17) ... Made two stops on special teams in the win at Kentucky (11/4/17) ... Played on special teams vs. Louisiana (11/11/17) ... Saw action on special teams against Texas A&M (11/18/17) ... Had two assisted tackles on kickoffs in the Egg Bowl win at No. 14 Mississippi State (11/23/17) ... **HIGH SCHOOL**: Selected to play in the Offense-Defense All-American Bowl ... A 4-star recruit according to Rivals and Scout ... Rated by Scout as the No. 13 linebacker nationally and No. 2 in the state of Texas, as well as the No. 299 overall recruit in the country ... Rated by Rivals as the nation's No. 14 linebacker ... Ranked the No. 55 recruit in the state of Texas in the 247Sports composite rankings ... Played on USA Football's U-18 national team for the North American Championships ... Named Team USA MVP after a 26-0 win over Canada ... Named second team all-district as a senior ... Collected first team all-district honors with 110 tackles and two sacks during his junior season ... As a sophomore, earned co-defensive newcomer of the year for district 6-6A by recording 111 tackles ... Coached in high school by Scott Smith ... **PERSONAL**: Son of Hamed and Jennifer Sanogo ... Current name is Mohamed Ben Sanogo ... Born: Feb. 18, 1999 ... Related to former Arsenal FC and full Toulouse FC Striker Yaya Sanogo... Member of SEC Football Student-Athlete Leadership Council ... 2019 Arthur Ashe Jr. Sports Scholar third team honoree ... SEC Academic Honor Roll in 2017 and 2018 ... Dean's Honor Roll in fall 2018 ... Banking and finance major.

SANOGO'S CAREER STATISTICS

—DEFENSE—

Year	G-S	UT	AT	TT	TFL-YDS	Sacks-Yds
2017	11-0	3	5	8	0.0-0	0.0-0
2018	12-12	53	59	112	6.5-24	1.0-7
Total	23-12	56	64	120	6.5-24	1.0-7

Year	FF	FR	PD	QBH	INT	BLK
2017	0	0	0	0	0	0
2018	2	0	1	3	0	0
Total	2	0	1	3	0	0

SANOGO'S CAREER HIGHS

TACKLES: 16, 2x, MR: at Texas A&M (11/10/18)
 SOLO TACKLES: 8, at Texas A&M (11/10/18)
 SACKS: 1, vs. South Carolina (11/3/18)
 QUARTERBACK HURRIES: 2, vs. South Carolina (11/3/18)
 FORCED FUMBLE: 1, 2x, at LSU (9/29/18)

97 qaadir **SHEPPARD** SR. OLB

Bronx, N.Y. • Syracuse

6-3 • 250 • 2L • General Studies




Returning starter ... One of the most experienced players in the group ... Explosive player who leads by example ... Notched two sacks in the Grove Bowl ... **2018**: Appeared in all 12 games, making 10 starts on the defensive line ... Fifth on the team with 48 total tackles ... First on the team in TFL with 10 ... Led the defense with eight quarterback hurries ... Made his first career start in the opener against Texas Tech (9/1/18) and recorded five tackles and 1.5 tackles for loss ... vs. Southern Illinois (9/8/18): Made start at defensive end and recorded three total tackles, one quarterback hurry and one pass breakup in the win over Southern Illinois ... vs. #1 Alabama (9/15/18): Recorded two total tackles in reserve role at defensive end ... vs. Kent State (9/22/18): Tallied three total tackles, including one tackle for loss and a half sack ... Recorded two quarterback hurries ... Named to Pro Football Focus' SEC Team of the Week ... at #5 LSU (9/29/18): Saw action as a reserve defensive end ... Tallied career-high six tackles and two tackles for loss ... Also forced a fumble ... vs. ULM (10/6/18): Earned the start at defensive end and totaled two tackles ... at Arkansas (10/13/18): Started at defensive end and tallied five total tackles ... Recorded a tackle for loss for fourth straight game ... vs. Auburn (10/20/18): Made the start at defensive end and recorded six total tackles and a half tackle for loss ... vs. South Carolina (11/3/18): Earned the start at defensive end and tallied six total tackles, including one tackle for loss and two quarterback hurries ... at Texas A&M (11/10/18): Recorded four tackles including a half tackle for loss ... at Vanderbilt (11/17/18): Started at defensive end and tallied three total tackles, including one tackle for loss ... vs. #18 Mississippi State (11/22/18): Started at defensive end and recorded three total tackles ... **2017**: Played in three games, starting one at No. 1 Alabama ... Recorded eight total tackles and one QB hurry ... Did not play in the season opener with South Alabama (9/2/17) ... Made his Rebel debut vs. UT Martin (9/9/17): Made two tackles and credited with one QBH ... at Cal (9/16/17): Made four tackles including three solo ... Earned his first career start as a Rebel at Alabama (9/30/17), making two stops at DE ... **2016**: Transferred to Ole Miss in August ... Sat out the season due to NCAA transfer rules ... **SYRACUSE**: One of 15 true freshmen to play for the Orange ... Appeared in nine games as a reserve DE and special teams player ... At Virginia, picked off QB Matt Johns late in the first half to record his first career interception ... Made his first career tackle at Louisville (11/7) ... **HIGH SCHOOL**: Rated a 3-star prospect out of Iona Prep by Rivals, ESPN and 247Sports ... Listed as the fourth-best recruit from New York by Rivals and ESPN ... Tabbed the 19th-best TE-H in the country by ESPN ... 2014 Class AA All-State selection ... 2014 Hudson Valley Super 11 selection ... Selected to play in the 2014 Senior Bowl ... 2014 Journal News All-Star ... 2014 MSG Varsity All-Metro first team honoree ... 2014 All-Hudson Valley selection ... As a senior, recorded 12 sacks and five fumble recoveries as a defensive end and caught 54 passes for 842 yards and 13 touchdowns as a tight end ... Helped lead the Gaels to the CHSFL AAA championship game ... Team captain as a senior ... Played under coach Vic Quirolo ... **PERSONAL**: Son of Ray and Rebecca Sheppard ... Full name is Qaadir Siah Quaashie Sheppard ... Born: Mar. 23, 1997 ... 2018 SEC Academic Honor Roll ... Athletic Director's Honor Roll in fall 2018 ... General studies major with an emphasis in African American studies, education and legal studies.

SHEPPARD'S CAREER STATISTICS

—DEFENSE—

Year	G-S	UT	AT	TT	TFL-YDS	Sacks-Yds
2017	3-0	5	3	8	0.0-0	0.0-0
2018	12-10	17	31	48	10.0-31	1.5-8
Total	15-10	22	34	56	10.0-31	1.5-8

Year	FF	FR	PD	QBH	INT	BLK
2017	0	0	0	1	0	0
2018	2	0	1	7	0	0
Total	2	0	1	8	0	0

SHEPPARD'S CAREER HIGHS

TACKLES: 6, 3x, MR: vs. South Carolina (11/3/18)
 SOLO TACKLES: 4, vs. Texas Tech (9/1/18)
 QB HURRIES: 2, 2x, MR: vs. South Carolina (11/3/18)
 TACKLES FOR LOSS: 2.0, at LSU (9/29/18)
 SACKS: 1, vs. ULM (10/6/18)
 FORCED FUMBLE: 1, at LSU (9/29/18)

15 sellers
SHY

Memphis, Tenn. • Memphis University School

6-2 • 185 • HS • Biology

FR. QB




HIGH SCHOOL: Played quarterback for Memphis University School ... Earned four letters in football ... Earned all-state accolades following senior campaign in which he threw for 2,739 yards and had 33 total touchdowns ... Helped lead Memphis University to a district and regional title on way to 2018 state title game ... Became all-time leader in total offense in a season after 3,000 yards of total offense in 2018 ... Coached by Bobby Alston ... Also lettered in basketball, lacrosse and track ... Earned a total of 13 letters during high school career ... Two-time 400-meter dash state champion ... Member of National Honor Society and was a National AP scholar ... **PERSONAL:** Son of Sellers and Stephanie Shy ... Full name is David Foote Sellers Shy, Jr. ... Born: Nov. 12, 2000 ... Biology major.

20 keidron
SMITH

West Palm Beach, Fla. • Oxbridge Academy

6-2 • 196 • 1L • General Business

SO. DB




Vying for a starting spot at cornerback ... Athletic corner with great size and ball skills ... Totaled four tackles in the Grove Bowl ... **2018:** Appeared in all 12 games, making four starts at cornerback ... Tallied 47 total tackles with four pass breakups ... Made his Ole Miss debut vs. Texas Tech (9/1/18) and recorded a tackle ... vs. Southern Illinois (9/8/18): Recorded first career interception and three tackles in the win over the Salukis ... vs. #1 Alabama (9/15/18): Tallied a career-high seven tackles, including five solo stops ... Had a half tackle for loss and one pass breakup ... vs. Kent State (9/22/18): Saw action off the bench and recorded five total tackles and 0.5 TFL ... at #5 LSU (9/29/18): Played in a reserved role, recording five total tackles ... vs. ULM (10/6/18): Tied career high with seven tackles ... at Arkansas (10/13/18): Recorded one total tackle in win over the Razorbacks ... vs. Auburn (10/20/18): Saw the field as a reserve defensive back and tallied five total tackles vs. the Tigers ... vs. South Carolina (11/3/18): Recorded his first career start and tallied one total tackle and one pass breakup ... at Texas A&M (11/10/18): Tallied four total tackles vs. the Aggies ... at Vanderbilt (11/17/18): Started at cornerback and registered five tackles and one pass breakup ... vs. #18 Mississippi State (11/22/18): Started at cornerback, recording three total tackles and one pass breakup ... **HIGH SCHOOL:** Rated a consensus three-star recruit by 247Sports, ESPN and Rivals ... Tabbed the No. 127 player in Florida by ESPN ... Helped lead the ThunderWolves to the state championship game and 10-2 record as a senior ... Totaled 41 tackles as a senior and 33 as a junior ... Had seven career interceptions ... Named Small Schools Defensive Player of the Year ... Finished with five career touchdowns including two receiving as a senior when he hauled in 271 yards off 12 receptions ... Also lettered in basketball and tallied 1,000 points scored in his career ... Coached by Brendan Kent ... **PERSONAL:** Son of Deirdre and Alonzo Smith ... Full name is Keidron Ameer Smith ... Born: Nov. 1, 1999 ... General business major.

SMITH'S CAREER STATISTICS

—DEFENSE—

Year	G-S	UT	AT	TT	TFL-YDS	Sacks-Yds
2018	12-4	29	18	47	1.0-2	0.0-0
Total	12-4	29	18	47	1.0-2	0.0-0

Year	FF	FR	PD	QBH	INT	BLK
2018	0	0	4	0	1	0
Total	0	0	4	0	1	0

SMITH'S CAREER HIGHS

TACKLES: 7, 2x, MR: vs. ULM (10/6/18)
SOLO TACKLES: 5, vs. Alabama (9/15/18)
INTERCEPTIONS: 1, vs. Southern Illinois (9/8/18)

25 tavario
STANDIFER

Tupelo, Miss. • Tupelo

6-1 • 222 • HS • Sport & Recreation Admin.

FR. ILB




Enrolled early and participated in spring drills ... **HIGH SCHOOL:** Unanimous 3-star prospect according to 247Sports, 247Sports Composite Rankings, Rivals and ESPN ... No. 5 safety, No. 39 overall prospect out of Mississippi (247Sports Composite) ... Missed senior season with Achilles injury ... Named to 2017 Clarion Ledger All-State Team ... Named to 2017 MAC Class 6A All-State Second Team ... Recorded 75-yard pick-six to give Tupelo Division 1-6A title game victory over Horn Lake in 2017 ... Totaled 63 tackles, 2.0 TFL, seven passes defended, four interceptions and one pick-six as a junior (2017) ... Amassed 217 tackles, 4.0 TFL, 6 INTs, 11 passes defended, one fumble recovery over three years at Tupelo HS ... Chose Ole Miss over Mississippi State, Oregon, Memphis, Marshall, Southern Miss and others ... Coached by Trent Hammond ... **PERSONAL:** Son of Chetiqua Morris ... Full name is Tavario Antone Standifer ... Born: July 21, 2000 ... Athletic Director's Honor Roll in spring 2019 ... Sport and recreation administration major.

28 jay
STANLEY

Brandon, Miss. • Brandon

6-2 • 200 • HS • Sport & Recreation Admin.

FR. DB




HIGH SCHOOL: Consensus 3-star prospect by Rivals, 247Sports and ESPN ... Selected to 6A All-State First Team ... Led Brandon HS to 6A South State title game ... Totaled 129 tackles and 7.0 TFL as a senior (2018), adding three interceptions, five forced fumbles and seven pass deflections ... Attended Greenwood HS prior to Brandon ... Threw for 1,030 yards with 8 TDs, 1 INT, tallying 830 rushing yards and 17 TDs as a junior (2017) ... Notched 70 tackles, 2.0 TFL, 3.0 sacks, two pass deflections and two fumble recoveries in 2017 ... Chose Ole Miss over offers from Southern Miss, Tulane and Memphis ... Coached by Tyler Peterson at Brandon HS ... **PERSONAL:** Son of LaTasha Stanley-Butler ... Full name is Jaylen Cortez Stanley ... Born: Mar. 6, 2001 ... Sport and recreation administration major.

98 lawson
STOCKETT

Madison, Miss. • Madison Central

6-3 • 234 • RS • General Business

FR. DE




2018: Saw the field in the win over ULM (10/6/18) and redshirted for the season ... **HIGH SCHOOL:** Played defensive end for Madison Central ... Earned six letters ... Coached in high school by Anthony Hart ... Won baseball state championship in 2016 ... **PERSONAL:** Son of Chad and Courtney Stockett ... Full name is Lawson Stewart Stockett ... Born: April 9, 2000 ... General business major.

53 kc
SWAIM

Truth or Consequences, N.M. • NM Military

6-5 • 291 • 1L • General Business

SR. OL




2018: Saw the field in the win over ULM (10/6/18) and received first college letter ... **JUNIOR COLLEGE:** Attended New Mexico Military Institute and played football during the 2015 and 2016 seasons ... **HIGH SCHOOL:** Played offensive line and defensive line for Hot Springs High School ... Coached in high school by Daniel Terrazas ... Also ran track and played basketball ... **PERSONAL:** Son of Ken and Susan Swaim ... Full name is Kenneth Collins Swaim ... Born: June 20, 1997 ... General business major.

darius
74 THOMAS
 Jonesboro, Ark. • Jonesboro
 6-6 • 340 • HS • Freshman Studies

FR. OL




HIGH SCHOOL: Unanimous 4-star prospect by ESPN, Rivals and 247Sports ... Ranked the No. 23 offensive tackle in the nation and No. 4 player in the state of Arkansas in the 2019 class (247Sports Composite) ... 2017 USA Today All-USA Arkansas Football Team honoree ... Led a Jonesboro offense that average 367.5 yards per game on offense ... Chose Ole Miss over Georgia, LSU, Auburn, Arkansas, Missouri, Texas, Arizona State and Mississippi State among 12 offers ... Coached by Randy Coleman ... **PERSONAL:** Son of Tony and Tywanda Thomas ... Full name is Darius Isaiah Thomas ... Born: June 14, 2001 ... Freshman studies major.

walker
94 THOMPSON
 Laurel, Miss. • West Jones
 6-2 • 180 • HS • Exercise Science

FR. P




HIGH SCHOOL: Four-year letterwinner at West Jones HS ... Earned all-state honors as a punter ... Averaged 42.5 yards per punt as a season ... Was 17-of-23 of field goal attempts with a long of 49 yards ... Coached by Scott Pierson ... Also lettered four years in baseball and won state title as a senior ... **PERSONAL:** Son of Brad and Jenny Thompson ... Full name is Walker Craig Thompson ... Born: Feb. 8, 2001 ... Exercise science major.

grant
14 TISDALE
 Allen, Texas • Allen
 6-0 • 205 • HS • General Business

FR. QB




Enrolled early and participated in spring drills ... Listed as a backup ... Intelligent and athletic QB who can make all the throws ... Outstanding future ahead of him ... Completed 3-of-5 passes for 37 yards and a TD in the Grove Bowl ... **HIGH SCHOOL:** Consensus 4-star prospect by ESPN and Rivals ... 3-star prospect by 247Sports and 247Sports Composite ... Ranked the No. 12 dual-threat quarterback in the nation by Rivals ... 45th ranked recruit out of Texas by ESPN ... Compiled 101 touchdowns throughout high school career, 69 passing and 32 rushing, with only nine interceptions ... Named to the MaxPreps High School Football All-American Team as a senior ... Accounted for 47 touchdowns his senior season while only throwing four interceptions ... Finished his senior season as the quarterback for the fourth-ranked football team in Texas, according to MaxPreps ... Helped lead Allen High School to the 2017 6A State Championship with a perfect 16-0 record as a junior ... First-team All-District selection his junior year of 2017 ... Honorable mention All-State selection in 2017, according to the Texas AP Sports Editors ... Threw for 5,088 yards over three years ... Was 30-1 all-time as a starter at Allen HS ... Chose Ole Miss over Baylor, Colorado, Mississippi State, Nebraska, Ohio State, Oklahoma State, Tennessee, Oregon, Texas A&M and Texas Tech ... Coached by Terry Gambill ... **PERSONAL:** Son of Mike and Regina Tisdale ... Full name is Grant Mychal Tisdale ... Born: Dec. 30, 2000 ... Athletic Director's Honor Roll in spring 2019 ... General business major.

tariqious
22 TISDALE
 Lexington, Tenn. • Northwest Mississippi CC
 6-5 • 292 • 1L • General Studies

JR. DE




Competing for a starting spot at an end ... Poised for a big season ... Very athletic player who has improved his technique and continues to develop the rest of his game ... **2018:** Appeared in all 12 games, making two starts on the defensive line ... Registered 33 total tackles, 3.0 TFL and one sack ... Made his Ole Miss debut vs. Texas Tech (9/1/18) and recorded three tackles and 0.5 tackles for loss ... vs. Southern Illinois (9/8/18): Made first career start at defensive end and tallied two total tackles in the win over SIU ... vs. #1 Alabama (9/15/18): Tallied three total tackles, including two solo stops ... at #5 LSU (9/29/18): Played both defensive end and defensive tackle, recording two total tackles ... vs. ULM (10/6/18): Started at defensive end and tallied a career-high six total tackles, including three solo stops ... Recorded 1.5 TFL ... at Arkansas (10/13/18): Tallied five total tackles including one sack ... vs. Auburn (10/20/18): Recorded two tackles off the bench vs. the Tigers ... vs. South Carolina (11/3/18): Tallied two tackles vs. the Gamecocks ... at Texas A&M (11/10/18): Recorded three total tackles in loss to the Aggies ... at Vanderbilt (11/17/18): Registered one tackle ... vs. #18 Mississippi State (11/22/18): Played as a backup on the defensive line, making three total tackles ... **JUNIOR COLLEGE:** Played in 11 games, starting in five for Northwest Mississippi CC ... Tallied 31 total tackles, 5 sacks, 11 tackles for loss ... coached by Benji Parker ... **HIGH SCHOOL:** Played for head coach Bryant Hollingsworth at Lexington (Tenn.) ... Named Class 4A Region 7 Defensive Lineman of the Year ... Rated a three-star defensive end by Rivals, 247Sports, Scout and ESPN.com ... Received offers from Ole Miss, Mississippi State and Tennessee among others ... Also played basketball at Lexington ... **PERSONAL:** Son of Erica Boales ... Born: Apr. 4, 1998 ... Athletic Director's Honor Roll in fall 2018 ... General studies major with minors in recreation administration, education and legal studies.

TISDALE'S CAREER STATISTICS

—DEFENSE—

Year	G-S	UT	AT	TT	TFL-YDS	Sacks-Yds
2018	12-2	12	21	33	3.0-11	1.0-4
Total	12-2	12	21	33	3.0-11	1.0-4

Year	FF	FR	PD	QBH	INT	BLK
2018	0	0	0	2	0	0
Total	0	0	0	2	0	0

TISDALE'S CAREER HIGHS

TACKLES: 6, vs. ULM (10/6/18)
 SOLO TACKLES: 3, vs. ULM (10/6/18)
 TACKLES FOR LOSS: 1.5, vs. ULM (10/6/18)

chandler
68 TUITT
 Fayetteville, Ga. • Sandy Creek
 6-4 • 325 • 2L • Hospitality Management

JR. OL




Listed as a backup guard ... Tough, talented and athletic player who has battled wrist issues ... **2018:** Played in three games as a reserve offensive lineman vs. SIU, Alabama and ULM ... **2017:** Played in three games vs. UT Martin, Vanderbilt and Louisiana ... Made his Rebel debut in the win over Vanderbilt (10/14/17) ... Also played against Louisiana (11/11/17) ... **2016:** Redshirted ... Member of the 2016 signing class ... **HIGH SCHOOL:** Ranked a 4-star prospect and the 213th-best recruit in the country by ESPN ... No. 12 ranked offensive guard in the country according to ESPN and No. 24 by 247Sports ... Cleared the way for 2,349 rushing yards and 31 touchdowns his senior season at Sandy Creek ... First team Class AAAA All-State as a senior and second team as a junior by the Georgia Sports Writer's Association ... Coached in high school by Chip Walker ... High school teammate of former Rebels Eric Swinney, Mike Hilton and D.J. Forté ... **PERSONAL:** Son of Nelson and Yvette Tuitt ... Full name is Chandler Fouché Tuitt ... Born: Sept. 28, 1996 ... Related to Pittsburgh Steelers DE Stephon Tuitt ... Hospitality management major.

34 jakwaize
WALKER

Pascagoula, Miss. • Pearl River CC

5-9 • 201 • TR • Biology

FR. DB





Non-scholarship player who joined team during 2019 spring drills ... **JUNIOR COLLEGE:** Two-year letterwinner at Pearl River Community College ... Appeared in eight games as a sophomore, hauling in 14 catches for 92 yards and one touchdown ... Saw action in four games on defense as a freshman ... Tallied 14 total tackles ... **HIGH SCHOOL:** Four-year letterwinner at Pascagoula HS ... Three-time district champion ... Participated in the North vs. South Bernard Blackwell All-Star Game ... First-team all-state as a senior ... Second-team all-state as a junior ... Coached by Lewis Sims ... Also lettered in basketball, track and baseball ... Finished as runner-up in baseball state title game as a freshman ... Two-time South State champs in basketball ... **PERSONAL:** Son of Antwone Walker and Katrina Packer ... Full name is Jakwaize Walker ... Born: Oct. 27, 1997 ... Biology major.

54 caleb
WARREN

Louisville, Miss. • Nanih Waiya

6-4 • 305 • HS • Freshman Studies

FR. OL

HIGH SCHOOL: Unanimous 3-star prospect by ESPN, Rivals and 247Sports ... Ranked the No. 54 offensive guard in the nation by ESPN ... Played in the Mississippi/Alabama All-Star Game ... Named Class 1A All-State First Team ... Helped lead Nanih Waiya to the 2018 Class 1A State Championship ... Blocked for a Warriors offense that averaged 322.9 yards on the ground ... Credited with 28 pancake blocks as a junior ... On the defensive side, tallied 32 tackles as a senior and 47 stops as a junior ... Coached by James Courtney ... **PERSONAL:** Son of Kenneth Warren and Kim Bennett ... Full name is Caleb Austin Warren ... Born: Feb. 13, 2001 ... Freshman studies major.

95 isaac
WAY

Franklin, Tenn. • Brentwood Academy

5-9 • 172 • 1L • Entrepreneurship

FR. K




2018: Saw the field in the win over ULM (10/06/18) converting on one PAT attempt ... **2017:** Did not see any action ... **2016:** Did not see any action and was redshirted ... Non-scholarship player who joined the team for fall camp ... **HIGH SCHOOL:** Helped Brentwood Academy to a state championship as a senior by hitting 16 of 19 FGs, 62 of 64 PATs and 61 touchbacks ... Named first team all-state and first team all-academic team at kicker ... Ranks third in Tennessee high school history for FGs made in a single season ... Coached in high school by Cody White ... Also lettered in soccer ... High school teammate of Rebels Dawson Knox, Bryce Mathews and Jack Propst ... **PERSONAL:** Son of Darren and Stacey Way ... Full name is Isaac Tucker Way ... Born: Mar. 30, 1997 ... Plans to become an orthopedic surgeon ... Made Dean's Honor Roll for Fall 2016 ... SEC Academic Honor Roll in 2017 and 2018 ... Athletic Director's Honor Roll in spring 2019 ... Entrepreneurship major.

WAY'S CAREER STATISTICS

—FG KICKING—

Year	FG-FGA	PCT.	PAT-ATT	PCT.	TP
2018	0-0	.000	1-1	1.000	1
Total	0-0	.000	1-1	1.000	1

WAY'S CAREER HIGHS

MOST PATS MADE: 1, vs. ULM (10/8/18)

21 keshun
WELLS

Moss Point, Miss. • MS Gulf Coast CC

5-5 • 174 • 1L • General Studies

SR. RB




2018: Appeared in seven games on special teams and reserve running back ... Made Ole Miss debut in the win over ULM (10/06/18) ... Ran for 21 yards on four carries against the Warhawks ... **2017:** Did not see any action ... Non-scholarship player who joined the team for fall camp ... **JUNIOR COLLEGE:** Attended East Central, Coahoma and Mississippi Gulf Coast Community Colleges, but did not play football ... **HIGH SCHOOL:** Ran 123 times for 793 yards and eight touchdowns as a senior at Moss Point in 2014 ... Also caught eight passes for 141 yards and a TD and scored on a kickoff return ... Coached in high school by his uncle Tick Mosley, who was a tight end with the Minnesota Vikings in 1969 ... **PERSONAL:** Son of Pamela Dubose and Marcus Wells ... Full name is KeShun Adrian Wells ... Born: Dec. 9, 1996 ... Interests include tumbling (gymnastics) ... General studies major with an emphasis in general business, education and recreation administration.

WELLS' CAREER STATISTICS

—RUSHING—

Year	G-S	Att	Yds	TD	Lg	Avg.
2018	7-0	4	21	0	11	5.3
Total	7-0	4	21	0	11	5.3

WELLS' CAREER HIGHS

RUSHING ATTEMPTS: 4, vs. ULM (10/06/18)
RUSHING YARDS: 21, vs. ULM (10/06/18)
LONGEST RUSH: 11, vs. ULM (10/06/18)

23 nevin
WELLS

Jackson, Miss. • Jackson Prep

6-0 • 187 • RS • Freshman Studies

FR. WR




2018: Did not see any action and was redshirted ... Non-scholarship player who joined team for fall camp ... **HIGH SCHOOL:** Played wide receiver for Jackson Prep ... Won state championships in 2015, 2016, and 2017 ... Coached in high school by Ricky Black ... Also ran track ... **PERSONAL:** Son of Trip and Leslie Wells ... Full name is Samuel Nevin Wells ... Born: Jan. 27, 2000 ... Freshman studies major.

85 jack
WHITE

Destin, Fla. • Niceville

6-0 • 195 • HS • General Business

FR. WR




HIGH SCHOOL: Played quarterback for Niceville ... Accounted for over 1,900 yards of total offense as both a senior and junior ... Coached by John Hicks ... Also ran track ... **PERSONAL:** Son of Abner and Karen White ... Full name is Jack Brantley White ... Born: Feb. 22, 2001 ... General business major.

6 kam WHITE

SO. DB



Clinton, Miss. • Clinton

6-2 • 209 • 1L • Sport & Recreation Admin.



Listed as a backup at free safety ... Enjoyed a strong spring ... Excellent ball skills ... Intercepted a two-point conversion and returned it 100 yards on the final play of the Grove Bowl to seal the win for the Defense ... **2018:** Appeared in two games on special teams ... Made Ole Miss debut in the win over Texas Tech (09/01/18) ... **HIGH SCHOOL:** A 4-star recruit by Rivals and ESPN ... Listed as the nation's 30th-best athlete by Rivals and 49th-best wide receiver by ESPN ... Ranked the No. 6 player in the state by Rivals ... Represented Mississippi in the Mississippi-Alabama All-Star game where he intercepted a pass and returned it for a touchdown ... Named first team All-State by the Mississippi Association of Coaches and The Clarion-Ledger ... Named to The Clarion-Ledger's Dandy Dozen ... Led Clinton to a 14-1 record and a 6A state championship ... As a senior, recorded 51 tackles and six interceptions on defense, while tallying 31 catches for 522 yards and six TDs on offense ... Coached in high school by Judd Boswell ... **PERSONAL:** Son of Jonathan and Kimberly Ruffin ... Full name is Kam'Ron Jakial White ... Born: Jan. 6, 1999 ... Sport and recreation administration major.

99 charles WILEY

JR. OLB



Stockbridge, Ga. • Stockbridge

6-2 • 249 • HS • General Studies



Enters fall camp second on depth chart ... Vocal leader and most physical player at the position ... Versatile linebacker who can play outside or inside ... Totaled five tackles in the Grove Bowl ... **2018:** Appeared in all 12 games, making three starts on the defensive line ... Tallied 24 tackles and six tackles for loss ... Registered 2.5 sacks and two quarterback hurries ... vs. Texas Tech (9/1/18): Made his 2018 debut ... vs. Southern Illinois (9/8/18): Tallied one tackle in win over the Salukis ... vs. #1 Alabama (9/15/18): Recorded one tackle ... vs. Kent State (9/22/18): Had a career day with five total tackles, 2.5 sacks and three tackles for loss ... Became just the third Rebel since 2010 to get three sacks in a single game ... at #5 LSU (9/29/18): Saw the field in a reserve role and recorded on tackle ... vs. ULM (10/6/18): Tallied two solo stops and one pass breakup in win over the Warhawks ... at Arkansas (10/13/18): Came off the bench and tallied three total tackles, including two tackles for loss ... vs. Auburn (10/20/18): Made first career start and recorded 3 total tackles, including one tackle for loss vs. the Tigers ... vs. South Carolina (11/3/18): Tallied one tackle and one quarterback hurry ... at Texas A&M (11/10/18): Earned the start at defensive end and recorded five total tackles ... at Vanderbilt (11/17/18): Registered two tackles ... vs. #18 Mississippi State (11/22/18): Recorded one tackle as backup defensive lineman ... **2017:** Played in nine games ... Ended year with six tackles, 1.0 TFL and one QB hurry ... Made his Rebel debut vs. South Alabama (9/2/17): Made four stops, including one TFL (2 yds) ... vs. UT Martin (9/9/17): Finished with one tackle ... Saw the field at Alabama (9/30/17) ... Made one tackle in the win over Louisiana (11/11/17) ... Played in the Egg Bowl win at No. 14 Mississippi State (11/23/17) ... **2016:** Did not see action and was redshirted ... Early enrollee ... Member of the 2016 signing class ... **HIGH SCHOOL:** A consensus 4-star prospect by the major recruiting services ... Ranked the No. 17 weakside DE by Rivals.com and the No. 26 DE by ESPN.com ... Nationally ranked on the Scout300, 247Sports and ESPN300 lists ... As a senior, racked up 32 tackles and 16.5 sacks to lead Stockbridge to a 12-1 season ... Named the Southside Defensive Player of the Year by the Atlanta Journal-Constitution ... Named to USA Today and Atlanta Journal-Constitution All-State teams ... Selected to the AIC's Super 11 team ... As a junior, recorded 57 tackles and 18 sacks ... Coached in high school by Kevin Whitley ... High school teammate of Rebel DB Ken Webster ... **PERSONAL:** Son of Wayne and Kandi Wiley ... Full name is Charles A. Wiley ... Born: May 18, 1998 ... General studies major with minors in education, journalism and legal studies.

WILEY'S CAREER STATISTICS

—DEFENSE—

Year	G-S	UT	AT	TT	TFL-YDS	Sacks-Yds
2017	9-0	3	3	6	1.0-2	0.0-0
2018	12-3	7	17	24	6.0-19	2.5-10
Total	21-3	10	20	30	7.0-21	2.5-10


Year	FF	FR	PD	QBH	INT	BLK
2017	0	0	0	0	0	0
2018	0	0	0	2	0	0
Total	0	0	0	2	0	0

WILEY'S CAREER HIGHS

TACKLES: 5, vs. Kent State (9/22/18)
 SOLO TACKLES: 2, 2x, MR: vs. Kent State (9/22/18)
 Sacks: 2.5, vs. Kent State (9/22/18)
 TFLs: 3.0, vs. Kent State (9/22/18)

41 brenden **WILLIAMS** SR. OLB 

Birmingham, Ala. • Northeast Mississippi CC

6-3 • 247 • 2L • General Studies 

Listed as a backup ... Senior that has provided a lot of leadership ... Role is expected to grow this season ... Notched a QB sack in the Grove Bowl ... **2018:** Played in all 12 games on special teams and as a backup defensive lineman ... vs. Texas Tech (9/1/18): Made his 2018 debut and didn't record any stats ... vs. Southern Illinois (9/8/18): Saw the field as a backup defensive end ... vs. #1 Alabama (9/15/18): Backup DE and didn't record any stats ... vs. Kent State (9/22/18): Had one tackle, which was a tackle for loss ... at #5 LSU (9/29/18): Recorded one solo tackle in a reserve role ... vs. ULM (10/6/18): Recorded one tackle and half a sack in win over the Warhawks ... at Arkansas (10/13/18): Played as a reserve defensive end but didn't record any stats ... vs. Auburn (10/20/18): Played in a reserve role and didn't record any stats ... vs. South Carolina (11/3/18): Saw action as a backup defensive end and tallied one tackle ... at Texas A&M (11/10/18): Tallied a career-high two total tackles, including a half sack ... at Vanderbilt (11/17/18): Saw the field as a backup defensive end but didn't record any stats ... vs. #18 Mississippi State (11/22/18): Registered one tackle as a backup defensive lineman ... **2017:** Played in nine games ... Ended year with two total tackles ... Made his Rebel debut in the season opener vs. South Alabama (9/2/17): Made one tackle ... Also played vs. UT Martin (9/9/17) ... Saw the field at Cal (9/16/17) ... Made one tackle ... Also played vs. Louisiana (11/11/17) ... **JUNIOR COLLEGE:** Listed as a 3-star prospect by Scout, 247Sports and ESPN ... 247Sports rates him as the No. 21 overall junior college prospect in the country and the third-best inside linebacker nationally ... Scout lists him as the No. 44 overall JUCO prospect and fifth-best outside linebacker ... As a freshman at Northeast, collected 89 tackles, fourth-most in the state ... His 9.9 stops per game led the MACJC and ranked 17th nationally ... Compiled five double-digit tackling performances, including three straight to end the season and a season-high 15 tackles against Mississippi Delta ... Coached in junior college by Greg Davis ... **HIGH SCHOOL:** Played mostly wide receiver at Restoration Academy in Fairfield, Alabama ... Coached in high school by DeWayne Coker and former Auburn and NFL standout Reggie Torbor ... **PERSONAL:** Son of Irenetta Ray-Williams and Robert Williams IV ... Full name is Brenden Robert Williams ... Born: Nov. 25, 1996 ... SEC Academic Honor Roll in 2017 ... Athletic Director's Honor Roll in fall 2018 ... General studies major with an emphasis in education, journalism and legal studies.

WILLIAMS' CAREER STATISTICS


—DEFENSE—

Year	G-S	UT	AT	TT	TFL-YDS	Sacks-Yds
2017	9-0	2	0	2	0.0-0	0.0-0
2018	12-0	1	6	7	1.5-11	1.5-11
Total	21-0	3	6	9	1.5-11	1.5-11


Year	FF	FR	PD	QBH	INT	BLK
2017	0	0	0	0	0	0
2018	0	0	0	0	0	0
Total	0	0	0	0	0	0

WILLIAMS' CAREER HIGHS

TACKLES: 2, at Texas A&M (11/10/18)
 SOLO TACKLES: 1, 2x, MR: at LSU (9/29/18)
 SACKS: 0.5, 3x, MR: at Texas (11/10/18)

13 sam **WILLIAMS** JR. OLB 

Montgomery, Ala. • Northeast Mississippi CC

6-3 • 258 • TR • General Studies 

Enrolled early and participated in spring drills ... Enters fall as a starter ... Came in and learned the defense very well in a short period of time ... Athletic playmaker with a high ceiling ... Posted six tackles, second-most on the team, in the Grove Bowl ... **JUNIOR COLLEGE:** Unanimous 4-star prospect according to Rivals, 247Sports, 247Sports Composite and ESPN ... No. 7 JUCO prospect in the nation and No. 3 weak-side defensive end (247Sports Composite) ... Was named a first team NJCAA All-American following his sophomore campaign at Northeast Mississippi ... Region 23 Defensive Player of the Year ... MACJC Defensive Lineman of the Year ... Totaled 75 tackles, 28.5 tackles for loss, 17.5 sacks, four forced fumbles and four pass breakups as a sophomore (2018) ... Notched 53 tackles, 11 TFL, 3.5 sacks, two forced fumbles and three fumble recoveries as a freshman (2017) ... Chose Ole Miss over Alabama, LSU, Auburn, Florida State, Kentucky, Oregon, Tennessee, Texas A&M and others ... Coached by Greg Davis ... **HIGH SCHOOL:** Signed with Northeast Mississippi CC after high school career at Robert E. Lee ... Coached by Tyrone Rogers ... **PERSONAL:** Son of Tiffani Cain ... Full name is Samuel Degarrick Williams ... Born: Mar. 31, 1999 ... General studies major with minors in education, recreation administration and legal studies.

26 isaiah **WOULLARD** SO. RB 

Hattiesburg, Miss. • Presbyterian Christian

5-9 • 198 • 1L • Social Work 

Ended spring drills second on the depth chart ... Great competitor and the hardest worker of the backs ... Carried 10 times for 40 yards in the Grove Bowl ... **2018:** Appeared in all 12 games, making two starts at running back ... Ended the season with 428 yards on 84 attempts ... Averaged 5.1 yards per carry with four touchdowns ... Made his Ole Miss debut vs. Texas Tech (9/1/18) and received four carries ... vs. Southern Illinois (9/8/18): Rushed seven times for 23 yards and recorded his first career rushing touchdown in win ... vs. #1 Alabama (9/15/18): Rushed for 29 yards on seven carries ... vs. Kent State (9/22/18): Carried the ball four times for 16 yards and one touchdown ... Hauled in his first career catch for six yards ... at #5 LSU (9/29/18): Tallied six rushing attempts for 22 yards ... vs. ULM (10/6/18): Rushed for 54 yards on just two carries ... at Arkansas (10/13/18): Rushed twice for 22 yards and one touchdown in win over the Razorbacks ... Also hauled in one catch for 11 yards ... vs. Auburn (10/20/18): Tallied three rushing attempts for 21 yards ... Also hauled in two catches for 13 yards ... vs. South Carolina (11/3/18): Ran six times for 28 yards and one touchdown ... at Texas A&M (11/10/18): Tallied career highs in both carries (16) and yards (64) ... Hauled in one reception for 10 yards ... at Vanderbilt (11/17/18): Made first career start and set career high in rushing yards (107) and tied career-best in rushing attempts (16) ... Also hauled in two catches for 14 yards ... vs. #18 Mississippi State (11/22/18): Started at running back for the second game in a row ... Rushed for 63 yards on 11 attempts ... **HIGH SCHOOL:** All-time leading rusher in Mississippi high school history with 8,294 career yards ... Rated a 2-star recruit by Scout ... Named first team All-State by The Clarion-Ledger as a senior ... Hattiesburg Impact All-Area Player of the Year ... Averaged 230 rushing yards per game (2,761 total) while reaching the end zone 36 times ... Ran for 100 yards in every game of the season, including nine 200-yard games ... Averaged nearly 9 yards per carry ... Led Presbyterian Christian to an 11-1 record and the MAIS AAAA D-I semifinals ... Earned first team All-State honors by The Clarion-Ledger as a junior when he posted a state-high 3,085 rushing yards and 30 total touchdowns ... Fourth player in Mississippi history to rush for more than 3,000 yards in a season ... Coached in high school by Joey Hawkins ... **PERSONAL:** Son of Reginald and Joyce Woullard ... Full name is Isaiah Jerry Woullard ... Born: Nov. 28, 1998 ... Father was a running back for the Rebels from 1975-79 ... Social work major.

WOULLARD'S CAREER STATISTICS

—RUSHING—

Year	G-S	Att	Yds	TD	Lg	Avg.
2018	12-2	84	428	4	46	5.1
Total	12-2	84	428	4	46	5.1

WOULLARD'S CAREER HIGHS




RUSHING ATTEMPTS: 16, 2x, MR: at Vanderbilt (11/17/18)
 RUSHING YARDS: 107, at Vanderbilt (11/17/18)
 RUSHING TDs: 1, 4x, MR: vs. South Carolina (11/3/18)
 LONGEST RUSH: 46, vs. ULM (10/6/18)
 TOTAL OFFENSE YARDS: 121, at Vanderbilt (11/17/18)




GAME 1		QUICK FACTS		2019 SCHEDULE	
 MEMPHIS August 31 Liberty Bowl Memorial Stadium	 Mike Norvell Head Coach	 Patrick Taylor Jr. Sr. • RB	LOCATION: Memphis, Tenn. INTERIM ATHLETICS DIRECTOR: Allie Prescott CONFERENCE: American Athletic (West) STADIUM: Liberty Bowl Memorial Stadium (56,862) 2018 RECORD: 8-6 HEAD COACH: Mike Norvell RECORD AT UM: 26-14 (3 years) CAREER RECORD: Same	SID: Tammy DeGroff PHONE: (901) 678-5787 EMAIL: tdegroff@memphis.edu	Aug. 31 Ole Miss Sept. 7 Southern Sept. 14 at South Alabama Sept. 26 Navy Oct. 5 at ULM Oct. 12 at Temple Oct. 19 Tulane Oct. 26 at Tulsa Nov. 2 SMU Nov. 16 at Houston Nov. 23 at USF Nov. 29 Cincinnati
			www.gotigersgo.com		




GAME 2		QUICK FACTS		2019 SCHEDULE	
 ARKANSAS September 7 Vaught-Hemingway Stadium	 Chad Morris Head Coach	 De'Jon Harris Sr. • LB	LOCATION: Fayetteville, Ark. ATHLETICS DIRECTOR: Hunter Yurachek CONFERENCE: Southeastern (West) STADIUM: Donald W. Reynolds Razorback Stadium (76,000) 2018 RECORD: 2-10 HEAD COACH: Chad Morris RECORD AT UA: 2-10 (1 year) CAREER RECORD: 16-32 (4 years)	SID: Kyle Parkinson PHONE: (479) 575-2752 EMAIL: kparkin@uark.edu	Aug. 31 Portland State Sept. 7 at Ole Miss Sept. 14 Colorado State Sept. 21 San Jose State Sept. 28 vs. Texas A&M (Arlington) Oct. 12 at Kentucky Oct. 19 Auburn Oct. 26 at Alabama Nov. 2 Mississippi State Nov. 9 Western Kentucky Nov. 23 at LSU Nov. 29 vs. Missouri (Little Rock)
			www.arkansasrazorbacks.com		

GAME 3		QUICK FACTS		2019 SCHEDULE	
 SOUTHEASTERN LOUISIANA September 14 Vaught-Hemingway Stadium	 Frank Scelfo Head Coach	 Jwan Petit-Frere Sr. • WR	LOCATION: Hammond, La. ATHLETICS DIRECTOR: Jay Artigues CONFERENCE: Southland STADIUM: Strawberry Stadium (7,408) 2018 RECORD: 4-7 HEAD COACH: Frank Scelfo RECORD AT SLU: 4-7 (1 year) CAREER RECORD: Same	SID: Kemmler Chapple PHONE: (985) 549-3221 EMAIL: kemmler.chapple@selu.edu	Aug. 29 Jacksonville State Sept. 7 at Bethune-Cookman Sept. 14 at Ole Miss Sept. 21 Lamar Sept. 28 at Northwestern State Oct. 5 at McNeese Oct. 12 Incarnate Word Oct. 26 at Houston Baptist Nov. 2 Stephen F. Austin Nov. 9 at Central Arkansas Nov. 16 at Abilene Christian Nov. 21 Nicholls
			www.lionsports.net		

GAME 4		QUICK FACTS		2019 SCHEDULE	
 CALIFORNIA September 21 Vaught-Hemingway Stadium	 Justin Wilcox Head Coach	 Evan Weaver Sr. • ILB	LOCATION: Berkeley, Calif. ATHLETICS DIRECTOR: Jim Knowlton CONFERENCE: Pac-12 (North) STADIUM: California Memorial Stadium (62,467) 2018 RECORD: 7-6 HEAD COACH: Justin Wilcox RECORD AT CAL: 12-13 (2 years) CAREER RECORD: Same	SID: Kyle McRae PHONE: (510) 219-9340 EMAIL: mcrae@berkeley.edu	Aug. 31 UC Davis Sept. 7 at Washington Sept. 14 North Texas Sept. 21 at Ole Miss Sept. 27 Arizona State Oct. 5 at Oregon Oct. 19 Oregon State Oct. 26 at Utah Nov. 9 Washington State Nov. 16 USC Nov. 23 at Stanford Nov. 30 at UCLA
			www.calbears.com		




GAME 5		QUICK FACTS		2019 SCHEDULE	
 ALABAMA September 28 Bryant-Denny Stadium	 Nick Saban Head Coach	 Tua Tagovailoa Jr. • QB	LOCATION: Tuscaloosa, Ala. ATHLETICS DIRECTOR: Greg Byrne CONFERENCE: Southeastern (West) STADIUM: Bryant-Denny Stadium (101,821) 2018 RECORD: 14-1 HEAD COACH: Nick Saban RECORD AT UA: 141-20 (12 years) CAREER RECORD: 232-63-1 (23 years)	SID: Josh Maxson PHONE: (205) 348-3631 EMAIL: jmaxson@ia.ua.edu	Aug. 31 vs. Duke (Atlanta) Sept. 7 New Mexico State Sept. 14 at South Carolina Sept. 21 Southern Miss Sept. 28 Ole Miss Oct. 12 at Texas A&M Oct. 19 Tennessee Oct. 26 Arkansas Nov. 9 LSU Nov. 16 at Mississippi State Nov. 23 Western Carolina Nov. 30 at Auburn
			www.rolltide.com		




GAME 6		QUICK FACTS		2019 SCHEDULE	
 VANDERBILT October 5 Vaught-Hemingway Stadium	 Derek Mason Head Coach	 Jared Pinkney Sr. • TE	LOCATION: Nashville, Tenn. ATHLETICS DIRECTOR: Malcolm Turner CONFERENCE: Southeastern (East) STADIUM: Vanderbilt Stadium (40,350) 2018 RECORD: 6-7 HEAD COACH: Derek Mason RECORD AT VU: 24-38 (5 years) CAREER RECORD: Same	SID: Larry Leathers PHONE: (615) 343-6437 EMAIL: larryleathers@vanderbilt.edu	Aug. 31 Georgia Sept. 7 at Purdue Sept. 21 LSU Sept. 28 Northern Illinois Oct. 5 at Ole Miss Oct. 12 UNLV Oct. 19 Missouri Nov. 2 at South Carolina Nov. 9 at Florida Nov. 16 Kentucky Nov. 23 East Tennessee State Nov. 30 at Tennessee
			www.vucommodores.com		

GAME 7	QUICK FACTS	2019 SCHEDULE
 MISSOURI October 12 Memorial Stadium	 Barry Odum Head Coach  Cale Garrett Sr. • LB www.mutigers.com	<p>LOCATION: Columbia, Mo. ATHLETICS DIRECTOR: Jim Sterk CONFERENCE: Southeastern (East) STADIUM: Memorial Stadium (60,168) 2018 RECORD: 8-5 HEAD COACH: Barry Odum RECORD AT UM: 19-19 (3 years) CAREER RECORD: Same</p> <p>SID: Chad Moller PHONE: (573) 882-0712 EMAIL: mollerca@missouri.edu</p> <p>Aug. 31 at Wyoming Sept. 7 West Virginia Sept. 14 Southeast Missouri Sept. 21 South Carolina Oct. 5 Troy Oct. 12 Ole Miss Oct. 19 at Vanderbilt Oct. 26 at Kentucky Nov. 9 at Georgia Nov. 16 Florida Nov. 23 Tennessee Nov. 29 vs. Arkansas (Little Rock)</p>

GAME 8	QUICK FACTS	2019 SCHEDULE
 TEXAS A&M October 19 Vaught-Hemingway Stadium	 Jimbo Fisher Head Coach  Kellen Mond Jr. • QB www.12thman.com	<p>LOCATION: College Station, Texas ATHLETICS DIRECTOR: Ross Bjork CONFERENCE: Southeastern (West) STADIUM: Kyle Field (102,733) 2018 RECORD: 9-4 HEAD COACH: Jimbo Fisher RECORD AT TAMU: 9-4 (1 year) CAREER RECORD: 92-27 (9 years)</p> <p>SID: Alan Cannon PHONE: (979) 845-5725 EMAIL: acannon@athletics.tamu.edu</p> <p>Aug. 29 Texas State Sept. 7 at Clemson Sept. 14 Lamar Sept. 21 Auburn Sept. 28 vs. Arkansas (Arlington) Oct. 12 Alabama Oct. 19 at Ole Miss Oct. 26 Mississippi State Nov. 2 UTSA Nov. 16 South Carolina Nov. 23 at Georgia Nov. 30 at LSU</p>

GAME 9	QUICK FACTS	2019 SCHEDULE
 AUBURN November 2 Jordan-Hare Stadium	 Gus Malzahn Head Coach  Derrick Brown Sr. • DT www.auburntigers.com	<p>LOCATION: Auburn, Ala. ATHLETICS DIRECTOR: Allen Greene CONFERENCE: Southeastern (West) STADIUM: Jordan-Hare Stadium (87,451) 2018 RECORD: 8-5 HEAD COACH: Gus Malzahn RECORD AT AU: 53-27 (6 years) CAREER RECORD: 62-30 (7 years)</p> <p>SID: Kirk Sampson PHONE: (334) 844-9800 EMAIL: sampska@auburn.edu</p> <p>Aug. 31 vs. Oregon (Arlington) Sept. 7 Tulane Sept. 14 Kent State Sept. 21 at Texas A&M Sept. 28 Mississippi State Oct. 5 at Florida Oct. 19 at Arkansas Oct. 26 at LSU Nov. 2 Ole Miss Nov. 16 Georgia Nov. 23 Samford Nov. 30 Alabama</p>

GAME 10	QUICK FACTS	2019 SCHEDULE
 NEW MEXICO STATE November 9 Vaught-Hemingway Stadium	 Doug Martin Head Coach  Jason Huntley Sr. • RB www.nmstatesports.com	<p>LOCATION: Las Cruces, N.M. ATHLETICS DIRECTOR: Mario Moccia CONFERENCE: Independent STADIUM: Aggie Memorial Stadium (30,343) 2018 RECORD: 3-9 HEAD COACH: Doug Martin RECORD AT NMSU: 20-53 (6 years) CAREER RECORD: 49-106 (13 years)</p> <p>SID: John Vu PHONE: (575) 646-4120 EMAIL: jvu@nmsu.edu</p> <p>Aug. 31 at Washington State Sept. 7 at Alabama Sept. 14 San Diego State Sept. 21 at New Mexico Sept. 28 Fresno State Oct. 5 Liberty Oct. 12 at Central Michigan Oct. 26 at Georgia Southern Nov. 9 at Ole Miss Nov. 16 Incarnate Word Nov. 23 UTEP Nov. 30 at Liberty</p>

GAME 11	QUICK FACTS	2019 SCHEDULE
 LSU November 16 Vaught-Hemingway Stadium	 Ed Orgeron Head Coach  Joe Burrow Sr. • QB www.lsusports.net	<p>LOCATION: Baton Rouge, La. ATHLETICS DIRECTOR: Scott Woodward CONFERENCE: Southeastern (West) STADIUM: Tiger Stadium (102,321) 2018 RECORD: 10-3 HEAD COACH: Ed Orgeron RECORD AT LSU: 25-9 (3 years) CAREER RECORD: 41-36 (7 years)</p> <p>SID: Michael Bonnette PHONE: (225) 578-8226 EMAIL: mbonnet@lsu.edu</p> <p>Aug. 31 Georgia Southern Sept. 7 at Texas Sept. 14 Northwestern State Sept. 21 at Vanderbilt Oct. 5 Utah State Oct. 12 Florida Oct. 19 at Mississippi State Oct. 26 Auburn Nov. 9 at Alabama Nov. 16 at Ole Miss Nov. 23 Arkansas Nov. 30 Texas A&M</p>

GAME 12	QUICK FACTS	2019 SCHEDULE
 MISSISSIPPI STATE November 28 Davis Wade Stadium	 Joe Moorhead Head Coach  Erroll Thompson Jr. • LB www.hailstate.com	<p>LOCATION: Starkville, Miss. ATHLETICS DIRECTOR: John Cohen CONFERENCE: Southeastern (West) STADIUM: Davis Wade Stadium (61,337) 2018 RECORD: 8-5 HEAD COACH: Joe Moorhead RECORD AT MSU: 8-5 (1 year) CAREER RECORD: 46-18 (5 years)</p> <p>SID: Bill Martin PHONE: (662) 325-0967 EMAIL: bmartin@athletics.msstate.edu</p> <p>Aug. 31 vs. Louisiana (New Orleans) Sept. 7 Southern Miss Sept. 14 Kansas State Sept. 21 Kentucky Sept. 28 at Auburn Oct. 12 at Tennessee Oct. 19 LSU Oct. 26 at Texas A&M Nov. 2 at Arkansas Nov. 16 Alabama Nov. 23 Abilene Christian Nov. 28 Ole Miss</p>

ALABAMA

Series: Alabama leads 50-10-2#
In Tuscaloosa: Alabama leads 27-2

1894.....W.....	6-0.....	Jackson
1899.....L.....	5-7.....	Jackson
1900.....L.....	5-12.....	Tuscaloosa
1901.....L.....	0-41.....	Tuscaloosa
1907.....L.....	0-20.....	Columbus
1909.....T.....	0-0.....	Jackson
1910.....W.....	16-0.....	Greenville
1912.....L.....	9-10.....	Tuscaloosa
1915.....L.....	0-53.....	Birmingham
1916.....L.....	0-27.....	Tuscaloosa
1917.....L.....	0-54.....	Tuscaloosa
1919.....L.....	0-49.....	Tuscaloosa
1923.....L.....	0-56.....	Tuscaloosa
1924.....L.....	0-61.....	Montgomery
1928.....L.....	0-27.....	Tuscaloosa
1929.....L.....	7-22.....	Tuscaloosa
1930.....L.....	0-64.....	Tuscaloosa
1931.....L.....	6-55.....	Tuscaloosa
1932.....L.....	13-24.....	Tuscaloosa
1933.....T.....	0-0.....	Birmingham
1944.....L.....	6-34.....	Mobile
1964.....L.....	7-12.....	New Orleans (Sugar Bowl)
1965.....L.....	16-17.....	Birmingham (n)
1966.....L.....	7-17.....	Jackson
1967.....L.....	7-21.....	Birmingham
1968.....W.....	10-8.....	Jackson
1969.....L.....	32-33.....	Birmingham (n)
1970.....W.....	48-23.....	Jackson (n)
1971.....L.....	6-40.....	Birmingham
1974.....L.....	21-35.....	Jackson (n)
1975.....L.....	6-32.....	Birmingham
1976.....W.....	10-7.....	Jackson (n)
1977.....L.....	13-34.....	Birmingham (n)
1980.....L.....	35-59.....	Jackson
1981.....L.....	7-38.....	Tuscaloosa
1982.....L.....	14-42.....	Jackson (n)
1983.....L.....	0-40.....	Tuscaloosa
1988.....W.....	22-12.....	Tuscaloosa
1989.....L.....	27-62.....	Jackson
1992.....L.....	10-31.....	Tuscaloosa
1993*.....L.....	14-19.....	Oxford
1994.....L.....	10-21.....	Tuscaloosa
1995.....L.....	9-23.....	Oxford
1996.....L.....	0-37.....	Tuscaloosa
1997.....L.....	20-29.....	Oxford
1998.....L.....	17-20.....	Tuscaloosa
1999.....L.....	24-30.....	Oxford
2000.....L.....	7-45.....	Tuscaloosa (n)
2001.....W.....	27-24.....	Oxford
2002.....L.....	7-42.....	Tuscaloosa
2003.....W.....	43-28.....	Oxford
2004.....L.....	7-28.....	Tuscaloosa (n)
2005^.....L.....	10-13.....	Oxford
2006^.....L (OT).....	23-26.....	Tuscaloosa
2007^.....L.....	24-27.....	Oxford
2008.....L.....	20-24.....	Tuscaloosa
2009.....L.....	3-22.....	Oxford
2010.....L.....	10-23.....	Tuscaloosa (n)
2011.....L.....	7-52.....	Oxford (n)
2012.....L.....	14-33.....	Tuscaloosa (n)
2013.....L.....	0-25.....	Tuscaloosa (n)
2014^.....W.....	23-17.....	Oxford
2015.....W.....	43-37.....	Tuscaloosa (n)
2016.....L.....	43-48.....	Oxford
2017.....L.....	3-66.....	Tuscaloosa (n)
2018.....L.....	7-62.....	Oxford (n)

* Ole Miss won by forfeit
^ Result vacated by NCAA ruling
Original record: 54-10-2

ARKANSAS

Series: Arkansas leads 35-27-1#
In Oxford: Series tied 6-6

1908.....L.....	0-33.....	Fayetteville
1913.....W.....	21-10.....	Little Rock
1914.....W.....	13-7.....	Little Rock
1924.....L.....	0-20.....	Little Rock
1926.....L.....	6-21.....	Fayetteville
1928.....W.....	25-0.....	Oxford
1937.....L.....	6-32.....	Memphis
1938.....W.....	20-14.....	Memphis
1940.....L.....	20-21.....	Memphis
1941.....W.....	18-0.....	Memphis
1942.....L.....	6-7.....	Memphis (n)
1944.....L.....	18-26.....	Memphis
1945.....L.....	0-19.....	Memphis
1946.....W.....	9-7.....	Memphis
1947.....L.....	14-19.....	Memphis
1952.....W.....	34-7.....	Little Rock
1953.....W.....	28-0.....	Memphis
1954.....L.....	0-6.....	Little Rock
1955.....W.....	17-7.....	Oxford
1956.....L.....	0-14.....	Little Rock (n)
1957.....L.....	6-12.....	Memphis
1958.....W.....	14-12.....	Little Rock
1959.....W.....	28-0.....	Memphis
1960.....W.....	10-7.....	Little Rock
1961.....W.....	16-0.....	Jackson
1962.....W.....	17-13.....	New Orleans (Sugar Bowl)
1969.....W.....	27-22.....	New Orleans (Sugar Bowl)
1981.....L.....	13-27.....	Jackson (n)
1982.....L.....	12-14.....	Little Rock (n)
1983.....W.....	13-10.....	Jackson (n)
1984.....T.....	14-14.....	Little Rock (n)
1985.....L.....	19-24.....	Jackson (n)
1986.....L.....	0-21.....	Little Rock (n)
1987.....L.....	10-31.....	Jackson (n)
1988.....L.....	13-21.....	Little Rock (n)
1989.....L.....	17-24.....	Jackson (n)
1990.....W.....	21-17.....	Little Rock
1991.....W.....	24-17.....	Jackson (n)
1992.....W.....	17-3.....	Little Rock (n)
1993.....W.....	19-0.....	Jackson
1994.....L.....	7-31.....	Fayetteville
1995.....L.....	6-13.....	Memphis
1996.....L.....	7-13.....	Fayetteville
1997.....W.....	19-9.....	Oxford (n)
1998.....L.....	0-34.....	Fayetteville
1999.....W.....	38-16.....	Oxford
2000.....W.....	38-24.....	Fayetteville
2001.....L (7 OT).....	56-58.....	Oxford (n)
2002.....L.....	28-48.....	Fayetteville
2003.....W.....	19-7.....	Oxford (n)
2004.....L.....	3-35.....	Fayetteville
2005.....L.....	17-28.....	Oxford
2006.....L.....	3-38.....	Fayetteville
2007.....L.....	8-44.....	Oxford
2008.....W.....	23-21.....	Fayetteville (n)
2009.....W.....	30-17.....	Oxford
2010.....L.....	24-38.....	Fayetteville
2011.....L.....	24-29.....	Oxford
2012^.....W.....	30-27.....	Little Rock
2013^.....W.....	34-24.....	Oxford
2014.....L.....	0-30.....	Fayetteville
2015.....L (OT).....	52-53.....	Oxford
2016.....L.....	30-34.....	Fayetteville (n)
2017.....L.....	37-38.....	Oxford
2018.....W.....	37-33.....	Little Rock (n)

^ Result vacated by NCAA ruling
Original record: 35-29-1

AUBURN

Series: Auburn leads 32-10-#
In Auburn: Auburn leads 15-3

1928.....W.....	19-0.....	Birmingham
1932.....L.....	7-14.....	Montgomery
1949.....W.....	40-7.....	Montgomery (n)
1951.....W.....	39-14.....	Mobile
1952.....W.....	20-7.....	Memphis
1953.....L.....	0-13.....	Auburn
1965.....W.....	13-7.....	Memphis (Liberty Bowl)
1971.....L.....	28-35.....	Jacksonville (Gator Bowl)
1972.....L.....	13-19.....	Jackson
1973.....L.....	7-14.....	Auburn
1976.....L.....	0-10.....	Jackson
1977.....L.....	15-21.....	Auburn
1984.....L.....	13-17.....	Oxford
1985.....L.....	0-41.....	Auburn (n)
1990.....L.....	10-24.....	Jackson
1991.....L.....	13-23.....	Auburn (n)
1992.....W.....	45-21.....	Oxford (n)
1993.....L.....	12-16.....	Auburn (n)
1994.....L.....	17-22.....	Oxford
1995.....L.....	13-46.....	Auburn (n)
1996.....L.....	28-45.....	Oxford
1997.....L.....	9-19.....	Auburn
1998.....L.....	0-17.....	Oxford
1999.....W (OT).....	24-17.....	Auburn
2000.....L.....	27-35.....	Oxford (n)
2001.....L.....	21-27.....	Auburn
2002.....L.....	24-31.....	Oxford
2003.....W.....	24-20.....	Auburn
2004.....L.....	14-35.....	Oxford (n)
2005.....L.....	3-27.....	Auburn
2006.....L.....	17-23.....	Oxford
2007.....L.....	3-17.....	Auburn
2008.....W.....	17-7.....	Oxford
2009.....L.....	20-33.....	Auburn
2010.....L.....	31-51.....	Oxford
2011.....L.....	23-41.....	Auburn (n)
2012^.....W.....	41-20.....	Oxford
2013.....L.....	22-30.....	Auburn
2014.....L.....	31-35.....	Oxford (n)
2015.....W.....	27-19.....	Auburn
2016.....L.....	29-40.....	Oxford (n)
2017.....L.....	23-44.....	Auburn
2018.....L.....	16-31.....	Oxford

^ Result vacated by NCAA ruling
Original record: 32-11

CALIFORNIA

Series: Cal leads 1-0
In Oxford: First Meeting

2017.....L.....	16-27.....	Berkeley (n)
-----------------	------------	--------------

LSU

Series: LSU leads 62-40-4#
In Oxford: LSU leads 9-7-1

1894.....W.....	26-6.....	Baton Rouge
1896.....L.....	4-12.....	Vicksburg
1899.....W.....	11-0.....	Meridian
1901.....L.....	0-46.....	Baton Rouge
1902.....L.....	0-6.....	New Orleans
1903.....W.....	11-0.....	New Orleans
1904.....L.....	0-5.....	Baton Rouge
1906.....W.....	9-0.....	Baton Rouge
1907.....L.....	0-23.....	Jackson
1909.....L.....	0-10.....	Baton Rouge
1912.....W.....	10-7.....	Baton Rouge
1914.....W.....	21-0.....	Baton Rouge

1915.....L.....	0-28.....	Oxford
1916.....L.....	0-41.....	Baton Rouge
1917.....L.....	7-52.....	Oxford
1919.....L.....	0-13.....	Baton Rouge
1921.....L.....	0-21.....	Baton Rouge
1926.....L.....	0-3.....	Baton Rouge
1927.....W.....	12-7.....	Oxford
1928.....L.....	6-19.....	Baton Rouge
1929.....L.....	6-13.....	Baton Rouge
1930.....L.....	0-6.....	Baton Rouge
1931.....L.....	3-26.....	Jackson
1933.....L.....	0-31.....	Baton Rouge
1934.....L.....	0-14.....	Jackson
1936.....L.....	0-13.....	Baton Rouge (n)
1937.....L.....	0-13.....	Baton Rouge (n)
1938.....W.....	20-7.....	Baton Rouge (n)
1939.....W.....	14-7.....	Baton Rouge (n)
1940.....W.....	19-6.....	Baton Rouge (n)
1941.....W.....	13-12.....	Baton Rouge (n)
1942.....L.....	7-21.....	Baton Rouge (n)
1945.....L.....	13-32.....	Baton Rouge (n)
1946.....L.....	21-34.....	Baton Rouge (n)
1947.....W.....	20-18.....	Baton Rouge (n)
1948.....W.....	49-19.....	Baton Rouge (n)
1949.....L.....	7-34.....	Baton Rouge (n)
1950.....L.....	14-40.....	Baton Rouge (n)
1951.....T.....	6-6.....	Baton Rouge (n)
1952.....W.....	28-0.....	Oxford
1953.....W.....	27-16.....	Baton Rouge (n)
1954.....W.....	21-6.....	Baton Rouge
1955.....W.....	29-26.....	Baton Rouge (n)
1956.....W.....	46-17.....	Baton Rouge (n)
1957.....W.....	14-12.....	Oxford
1958.....L.....	0-14.....	Baton Rouge
1959.....L.....	3-7.....	Baton Rouge (n)
1960.....W.....	21-0.....	New Orleans (Sugar Bowl)
1960.....T.....	6-6.....	Oxford
1961.....L.....	7-10.....	Baton Rouge (n)
1962.....W.....	15-7.....	Baton Rouge (n)
1963.....W.....	37-3.....	Baton Rouge
1964.....L.....	10-11.....	Baton Rouge (n)
1965.....W.....	23-0.....	Jackson
1966.....W.....	17-0.....	Baton Rouge (n)
1967.....T.....	13-13.....	Jackson
1968.....W.....	27-24.....	Baton Rouge (n)
1969.....W.....	26-23.....	Jackson
1970.....L.....	17-61.....	Baton Rouge (n)
1971.....W.....	24-22.....	Jackson
1972.....L.....	16-17.....	Baton Rouge (n)
1973.....L.....	14-51.....	Jackson
1974.....L.....	0-24.....	Baton Rouge (n)
1975.....W.....	17-13.....	Jackson
1976.....L.....	0-45.....	Baton Rouge (n)
1977.....L.....	21-28.....	Jackson
1978.....L.....	8-30.....	Baton Rouge
1979.....L.....	24-28.....	Jackson
1980.....L.....	16-38.....	Baton Rouge
1981.....T.....	27-27.....	Jackson
1982.....L.....	8-45.....	Baton Rouge (n)
1983.....W.....	27-24.....	Jackson
1984.....L.....	29-32.....	Baton Rouge (n)
1985.....L.....	0-14.....	Jackson
1986.....W.....	21-19.....	Baton Rouge
1987.....L.....	13-42.....	Jackson (n)
1988.....L.....	20-31.....	Baton Rouge
1989.....L.....	30-35.....	Oxford
1990.....W.....	19-10.....	Baton Rouge (n)
1991.....L.....	22-25.....	Jackson
1992.....W.....	32-0.....	Jackson (n)
1993.....L.....	17-19.....	Baton Rouge (n)
1994.....W.....	34-21.....	Oxford
1995.....L.....	9-38.....	Baton Rouge (n)
1996.....L.....	7-39.....	Oxford
1997.....W.....	36-21.....	Baton Rouge
1998.....W (OT).....	37-31.....	Oxford
1999.....W.....	42-23.....	Baton Rouge (n)
2000.....L.....	9-20.....	Oxford (n)
2001.....W.....	35-24.....	Baton Rouge (n)
2002.....L.....	13-14.....	Baton Rouge (n)
2003.....L.....	14-17.....	Oxford
2004.....L.....	24-27.....	Baton Rouge (n)

2005.....L.....	7-40.....	Oxford (n)
2006.....L (OT).....	20-23.....	Baton Rouge (n)
2007.....L.....	24-41.....	Oxford
2008.....W.....	31-13.....	Baton Rouge
2009.....W.....	25-23.....	Oxford
2010.....L.....	36-43.....	Baton Rouge
2011.....L.....	3-52.....	Oxford (n)
2012.....L.....	35-41.....	Baton Rouge
2013^.....W.....	27-24.....	Oxford
2014.....L.....	7-10.....	Baton Rouge (n)
2015.....W.....	38-17.....	Oxford
2016.....L.....	21-38.....	Baton Rouge (n)
2017.....L.....	24-40.....	Oxford (n)
2018.....L.....	16-45.....	Baton Rouge (n)

^ Result vacated by NCAA ruling
Original record: 32-11

MEMPHIS

Series: Ole Miss leads 47-11-2#
In Memphis: Ole Miss leads 25-8-2

1921.....W.....	82-0.....	Oxford
1934.....W.....	44-0.....	Oxford
1935.....W.....	92-0.....	Oxford
1939.....W.....	46-7.....	Oxford
1940.....W.....	38-7.....	Oxford
1942.....W.....	48-0.....	Oxford
1949.....W.....	40-7.....	Memphis (n)
1950.....W.....	39-7.....	Memphis (n)
1951.....W.....	32-0.....	Memphis (n)
1952.....W.....	54-6.....	Memphis (n)
1954.....W.....	51-0.....	Memphis
1955.....W.....	39-6.....	Memphis (n)
1956.....W.....	26-0.....	Memphis
1958.....W.....	17-0.....	Memphis (n)
1959.....W.....	43-0.....	Oxford
1960.....W.....	31-20.....	Memphis (n)
1962.....W.....	21-7.....	Memphis (n)
1963.....T.....	0-0.....	Memphis (n)
1964.....W.....	30-0.....	Oxford
1965.....W.....	34-14.....	Memphis (n)
1966.....W.....	13-0.....	Memphis (n)
1967.....L.....	17-27.....	Memphis (n)
1968.....W.....	21-7.....	Memphis (n)
1969.....W.....	28-3.....	Oxford
1970.....W.....	47-13.....	Memphis (n)
1971.....W.....	49-21.....	Memphis (n)
1972.....W.....	34-29.....	Memphis (n)
1973.....L.....	13-17.....	Jackson
1974.....L.....	7-15.....	Memphis (n)
1976.....L.....	16-21.....	Memphis (n)
1977.....W.....	7-3.....	Jackson (n)
1978.....W.....	14-7.....	Jackson (n)
1979.....W.....	38-34.....	Memphis (n)
1980.....W.....	61-7.....	Oxford
1981.....W.....	7-3.....	Memphis (n)
1982.....W.....	27-10.....	Oxford
1983.....L.....	17-37.....	Memphis (n)
1984.....W.....	22-6.....	Oxford
1985.....T.....	17-17.....	Memphis (n)
1986.....W.....	28-6.....	Jackson (n)
1987.....L.....	10-16.....	Memphis (n)
1988.....W.....	24-6.....	Jackson (n)
1989.....W.....	20-13.....	Memphis (n)
1990.....W.....	23-21.....	Oxford (n)
1991.....W.....	10-0.....	Memphis (n)
1992.....W.....	17-12.....	Oxford
1993.....L.....	3-19.....	Memphis
1994.....L.....	16-17.....	Oxford
1995.....W.....	34-3.....	Memphis
1998.....W.....	30-10.....	Oxford (n)
1999.....W.....	3-0.....	Memphis
2002.....W.....	38-16.....	Oxford
2003.....L.....	34-44.....	Memphis
2004.....L.....	13-20.....	Oxford (n)
2005.....W.....	10-6.....	Memphis
2006.....W.....	28-25.....	Oxford
2007.....W.....	23-21.....	Memphis
2008.....W.....	41-24.....	Oxford
2009.....W.....	45-14.....	Memphis

2014^.....W.....	24-3.....	Oxford (n)
2015.....L.....	24-37.....	Memphis
2016^.....W.....	48-28.....	Oxford (n)

^ Result vacated by NCAA ruling
Original record: 49-11-2

MISSISSIPPI STATE

Series: Ole Miss leads 62-45-6#
In Starkville: Ole Miss leads 22-14-3

1901.....L.....	0-17.....	Starkville
1902.....W.....	21-0.....	Starkville
1903.....T.....	6-6.....	Oxford
1904.....W.....	17-5.....	Columbus
1905.....L.....	0-11.....	Jackson
1906.....W.....	29-5.....	Jackson
1907.....L.....	0-15.....	Jackson
1908.....L.....	6-44.....	Jackson
1909.....W.....	9-5.....	Jackson
1910.....W.....	30-0.....	Jackson
1911.....L.....	0-6.....	Jackson
1915.....L.....	0-65.....	Tupelo
1916.....L.....	0-36.....	Tupelo
1917.....L.....	14-41.....	Tupelo
1918.....L.....	0-13.....	Oxford
1918.....L.....	0-34.....	Starkville
1919.....L.....	0-33.....	Clarksdale
1920.....L.....	0-20.....	Greenwood
1921.....L.....	0-21.....	Greenwood
1922.....L.....	13-19.....	Jackson
1923.....L.....	6-13.....	Jackson
1924.....L.....	0-20.....	Jackson
1925.....L.....	0-6.....	Jackson
1926.....W.....	7-6.....	Starkville
1927.....W.....	20-12.....	Oxford
1928.....W.....	20-19.....	Starkville
1929.....T.....	7-7.....	Oxford
1930.....W.....	20-0.....	Starkville
1931.....W.....	25-14.....	Oxford
1932.....W.....	13-0.....	Starkville
1933.....W.....	31-0.....	Oxford
1934.....W.....	7-3.....	Jackson
1935.....W.....	14-6.....	Oxford
1936.....L.....	6-26.....	Starkville
1937.....L.....	7-9.....	Oxford
1938.....W.....	19-6.....	Starkville
1939.....L.....	6-18.....	Oxford
1940.....L.....	0-19.....	Starkville
1941.....L.....	0-6.....	Oxford
1942.....L.....	13-34.....	Starkville
1944.....W.....	13-8.....	Oxford
1945.....W.....	7-6.....	Starkville
1946.....L.....	0-20.....	Oxford
1947.....W.....	33-14.....	Starkville
1948.....W.....	34-7.....	Oxford
1949.....W.....	26-0.....	Starkville
1950.....W.....	27-20.....	Oxford
1951.....W.....	49-7.....	Starkville
1952.....W.....	20-14.....	Oxford
1953.....T.....	7-7.....	Starkville
1954.....W.....	14-0.....	Oxford
1955.....W.....	26-0.....	Starkville
1956.....W.....	13-7.....	Oxford
1957.....T.....	7-7.....	Starkville
1958.....W.....	21-0.....	Oxford
1959.....W.....	42-0.....	Starkville
1960.....W.....	35-9.....	Oxford
1961.....W.....	37-7.....	Starkville
1962.....W.....	13-6.....	Oxford
1963.....T.....	10-10.....	Starkville
1964.....L.....	17-20.....	Oxford
1965.....W.....	21-0.....	Starkville
1966.....W.....	24-0.....	Oxford
1967.....W.....	10-3.....	Starkville
1968.....T.....	17-17.....	Oxford
1969.....W.....	48-22.....	Starkville
1970.....L.....	14-19.....	Oxford
1971.....W.....	48-0.....	Starkville

1972.....W.....	51-14.....	Oxford
1973.....W.....	38-10.....	Jackson
1974.....L.....	13-31.....	Jackson
1975.....W.....	13-7.....	Jackson
1976*.....L.....	11-28.....	Jackson
1977*.....L.....	14-18.....	Jackson
1978.....W.....	27-7.....	Jackson
1979.....W.....	14-9.....	Jackson
1980.....L.....	14-19.....	Jackson
1981.....W.....	21-17.....	Jackson
1982.....L.....	10-27.....	Jackson
1983.....W.....	24-23.....	Jackson
1984.....W.....	24-3.....	Jackson
1985.....W.....	45-27.....	Jackson
1986.....W.....	24-3.....	Jackson
1987.....L.....	20-30.....	Jackson
1988.....W.....	33-6.....	Jackson
1989.....W.....	21-11.....	Jackson
1990.....W.....	21-9.....	Jackson
1991.....L.....	9-24.....	Starkville
1992.....W.....	17-10.....	Oxford
1993.....L.....	13-20.....	Starkville
1994.....L.....	17-21.....	Oxford
1995.....W.....	13-10.....	Starkville
1996.....L.....	0-17.....	Oxford
1997.....W.....	15-14.....	Starkville
1998.....L.....	6-28.....	Oxford (n)
1999.....L.....	20-23.....	Starkville (n)
2000.....W.....	45-30.....	Oxford (n)
2001.....L.....	28-36.....	Starkville (n)
2002.....W.....	24-12.....	Oxford (n)
2003.....W.....	31-0.....	Starkville (n)
2004.....W.....	20-3.....	Oxford
2005.....L.....	14-35.....	Starkville
2006.....W.....	20-17.....	Oxford
2007.....L.....	14-17.....	Starkville
2008.....W.....	45-0.....	Oxford
2009.....L.....	27-41.....	Starkville
2010.....L.....	23-31.....	Oxford (n)
2011.....L.....	3-31.....	Starkville (n)
2012^.....W.....	41-24.....	Oxford (n)
2013.....L (OT).....	10-17.....	Starkville (n)
2014^.....W.....	31-17.....	Oxford
2015.....W.....	38-27.....	Starkville (n)
2016.....L.....	20-55.....	Oxford
2017.....W.....	31-28.....	Starkville (n)
2018.....L.....	3-35.....	Oxford (n)

*Ole Miss won by forfeit
 ^ Result vacated by NCAA ruling
 # Original record: 64-47-6

MISSOURI

Series: Missouri leads 6-1
 In Columbia: Missouri leads 3-0

1973.....L.....	0-17.....	Columbia
1974.....W.....	10-0.....	Jackson
1978.....L.....	14-45.....	Columbia
1979.....L.....	7-33.....	Jackson
2006.....L.....	7-34.....	Columbia
2007.....L.....	25-38.....	Oxford
2013.....L.....	10-24.....	Oxford

NEW MEXICO STATE

Series: Ole Miss leads 1-0
 In Oxford: Ole Miss leads 1-0

2015.....W.....	52-3.....	Oxford
-----------------	-----------	--------

SOUTHEASTERN LOUISIANA

Series: Ole Miss leads 1-0
 In Oxford: Ole Miss leads 1-0

2009.....W.....	52-6.....	Oxford
-----------------	-----------	--------

TEXAS A&M

Series: Texas A&M leads 8-1#
 In Oxford: Texas A&M leads 3-1

1911.....L.....	0-17.....	College Station
1914.....L.....	7-14.....	Beaumont
1975.....L.....	0-7.....	College Station
1980.....L.....	20-23.....	Jackson
2012.....L.....	27-30.....	Oxford (n)
2013.....L.....	38-41.....	Oxford (n)
2014^.....W.....	35-20.....	College Station (n)
2015.....W.....	23-3.....	Oxford (n)
2016^.....W.....	29-28.....	College Station (n)
2017.....L.....	24-31.....	Oxford (n)
2018.....L.....	24-38.....	College Station

^ Result vacated by NCAA ruling
 # Original record: 8-3

VANDERBILT

Series: Ole Miss leads 49-40-2#
 In Oxford: Ole Miss leads 24-6

1894.....L.....	0-40.....	Nashville
1899.....L.....	0-11.....	Memphis
1900.....L.....	0-6.....	Nashville
1902.....L.....	0-29.....	Nashville
1903.....L.....	0-33.....	Nashville
1904.....L.....	0-69.....	Nashville
1906.....L.....	0-29.....	Nashville
1907.....L.....	0-60.....	Nashville
1908.....L.....	0-29.....	Nashville
1909.....L.....	0-17.....	Nashville
1910.....L.....	2-9.....	Nashville
1911.....L.....	0-21.....	Nashville
1912.....L.....	0-24.....	Nashville
1915.....L.....	0-91.....	Memphis
1916.....L.....	0-35.....	Nashville
1925.....L.....	0-7.....	Nashville
1929.....L.....	7-19.....	Nashville
1930.....L.....	0-24.....	Nashville
1938.....L.....	7-13.....	Nashville
1939.....W.....	14-7.....	Memphis
1940.....W.....	13-7.....	Nashville
1942.....L.....	0-19.....	Memphis
1945.....W.....	14-7.....	Nashville
1946.....L.....	0-7.....	Memphis
1947.....L.....	6-10.....	Nashville
1948.....W.....	20-7.....	Oxford
1949.....L.....	27-28.....	Nashville
1950.....L.....	14-20.....	Nashville
1951.....L.....	20-34.....	Memphis
1952.....T.....	21-21.....	Nashville
1953.....W.....	28-6.....	Oxford
1954.....W.....	22-7.....	Nashville (n)
1955.....W.....	13-0.....	Memphis (n)
1956.....W.....	16-0.....	Oxford
1957.....W.....	28-0.....	Nashville (n)
1959.....W.....	33-0.....	Nashville (n)
1960.....W.....	26-0.....	Nashville (n)
1961.....W.....	47-0.....	Oxford
1962.....W.....	35-0.....	Memphis (n)
1963.....W.....	27-7.....	Oxford
1964.....T.....	7-7.....	Nashville (n)
1965.....W.....	24-7.....	Oxford
1966.....W.....	34-0.....	Jackson
1967.....W.....	28-7.....	Nashville
1970.....W.....	26-16.....	Nashville (n)

1971.....W.....	28-7.....	Oxford
1972.....W.....	31-7.....	Nashville
1973.....W.....	24-14.....	Oxford
1974.....L.....	14-24.....	Nashville
1975.....W.....	17-7.....	Oxford
1976.....W.....	20-3.....	Nashville
1977.....W.....	26-14.....	Oxford
1978.....W.....	35-10.....	Nashville
1979.....W.....	63-28.....	Oxford
1980.....W.....	27-14.....	Nashville
1981.....L.....	23-27.....	Oxford
1982.....L.....	10-19.....	Nashville
1983.....W.....	21-14.....	Oxford
1984.....L.....	20-37.....	Nashville
1985.....W.....	35-7.....	Oxford
1986.....W.....	28-12.....	Nashville
1987.....W.....	42-14.....	Oxford
1988.....W.....	36-28.....	Nashville
1989.....W.....	24-16.....	Oxford
1990.....W.....	14-13.....	Nashville
1991.....L.....	27-30.....	Oxford
1992.....L.....	9-31.....	Nashville
1993.....W.....	49-7.....	Oxford (n)
1994.....W.....	20-14.....	Nashville (n)
1995.....W.....	21-10.....	Oxford
1996.....W.....	20-9.....	Nashville (n)
1997.....W.....	15-3.....	Oxford (n)
1998.....W.....	30-6.....	Nashville
1999.....L (OT).....	34-37.....	Oxford
2000.....W.....	12-7.....	Nashville
2001.....W.....	38-27.....	Oxford
2002.....W.....	45-38.....	Oxford
2003.....W.....	24-21.....	Nashville
2004.....W (OT).....	26-23.....	Oxford
2005.....L.....	23-31.....	Nashville
2006.....W.....	17-10.....	Oxford
2007.....L.....	17-31.....	Nashville
2008.....L.....	17-23.....	Oxford (n)
2009.....W.....	23-7.....	Nashville (n)
2010.....L.....	14-28.....	Oxford
2011.....L.....	7-30.....	Nashville
2012.....L.....	26-27.....	Oxford (n)
2013^.....W.....	39-35.....	Nashville (n)
2014^.....W.....	41-3.....	Nashville
2015.....W.....	27-16.....	Oxford (n)
2016.....L.....	17-38.....	Nashville (n)
2017.....W.....	57-35.....	Oxford
2018.....L (OT).....	29-36.....	Nashville (n)

* (n) - night game
 ^ Result vacated by NCAA ruling
 # Original record: 51-40-2

TEAM GAME-BY-GAME STATISTICS

Total Offense		TTU	SIU	ALA	KSU	LSU	ULM	ARK	AUB	USC	TAMU	VU	MSU
Yards	UM	546	646	248	651	328	826	611	447	616	440	578	189
	Opp	486	629	516	390	573	427	476	484	510	502	387	420
Total Plays	UM	60	67	59	75	69	72	73	86	98	65	82	54
	Opp	95	93	72	84	75	76	70	68	69	76	71	69
Avg/Play	UM	9.1	9.6	4.2	8.7	4.8	11.5	8.4	5.2	6.3	6.8	7.0	3.5
	Opp	5.1	6.8	7.2	4.6	7.6	5.6	6.8	7.1	7.4	6.6	5.5	6.1
Rushing Yards	UM	210	167	115	209	150	309	224	123	237	67	121	37
	Opp	164	241	210	148	281	130	299	269	147	266	196	309
Carries	UM	28	32	37	37	31	38	38	39	50	30	30	29
	Opp	39	45	44	41	50	38	48	46	37	48	36	51
TDs	UM	2	4	0	3	1	5	3	0	5	1	0	0
	Opp	2	1	3	1	3	1	1	3	3	2	1	4
Passing Yards	UM	336	479	133	442	178	517	387	324	379	373	457	152
	Opp	322	388	306	242	292	297	177	215	363	236	191	111
Attempts	UM	32	35	22	38	19	34	35	47	48	35	52	25
	Opp	56	48	28	43	18	38	22	22	32	28	35	18
Completions	UM	22	24	7	28	38	31	26	27	31	22	32	13
	Opp	33	30	19	25	25	23	15	13	22	18	22	11
Comp. %	UM	66.7%	68.6%	31.8%	73.7%	50.0%	91.1%	74.3%	57.4%	64.6%	62.9%	61.5%	52.0%
	Opp	58.9%	62.5%	67.9%	58.1%	72.0%	60.5%	68.2%	59.1%	68.8%	67.9%	62.9%	61.1%
TDs	UM	2	5	1	2	0	5	2	1	0	1	2	0
	Opp	1	4	4	1	3	1	2	1	2	3	3	1
Intercepted	UM	0	0	2	1	1	0	1	0	0	0	2	2
	Opp	0	2	1	1	0	0	1	0	0	1	1	0
First Downs	UM	22	26	9	26	18	35	32	27	34	19	28	13
	Opp	31	29	27	23	33	25	27	20	18	27	21	23
Rushing	UM	7	8	5	9	9	12	15	11	14	4	7	4
	Opp	10	11	10	11	16	10	17	15	6	12	10	16
Passing	UM	12	17	3	16	8	22	15	14	18	13	18	7
	Opp	18	15	14	9	10	13	7	5	12	13	8	6
Penalty	UM	3	1	1	1	1	1	2	2	2	2	3	2
	Opp	3	3	3	3	7	2	3	0	0	2	3	1
Time of Possession	UM	23:35	22:10	25:40	32:08	24:43	30:18	24:42	30:11	35:35	22:59	27:49	23:46
	Opp	36:25	37:50	34:20	27:52	35:17	29:42	35:18	29:49	24:25	37:01	32:11	36:14
Third Down	UM	4-13	6-10	4-16	6-13	5-15	6-9	6-10	6-17	6-17	1-11	5-15	0-10
	Opp	8-19	7-17	6-13	5-17	7-12	5-15	2-9	6-14	6-14	7-12	3-13	6-13
Fourth Down	UM	1-1	1-1	0-1	1-1	0-0	1-1	0-0	1-3	2-3	0-1	0-2	1-2
	Opp	0-3	3-4	1-1	3-4	0-0	2-5	1-1	1-2	0-1	0-0	1-2	0-0
Punting	UM	3-92	2-77	9-365	4-147	6-287	2-73	1-35	4-151	4-173	6-279	2-39	6-262
	Opp	5-172	3-102	2-74	5-187	1-44	4-176	2-95	3-134	4-185	4-191	5-216	6-231
Fumbles-Lost	UM	1-1	0-0	1-1	0-0	0-0	0-0	1-0	1-0	1-1	2-1	2-0	1-1
	Opp	0-0	2-1	1-1	1-1	2-2	3-2	1-0	3-0	0-0	3-1	0-0	1-0
Penalties	UM	7-49	9-75	8-67	8-90	17-167	7-73	4-50	6-35	4-35	5-48	10-89	3-24
	Opp	6-80	8-48	8-60	7-55	5-40	2-15	5-65	8-80	5-51	7-59	10-83	3-35
Punt Returns	UM	0-0-0	2-3-0	0-0-0	0-0-0	1-3-0	2-2-0	0-0-0	1-2-0	3-13-0	2-13-0	0-0-0	0-0-0
	Opp	0-0-0	0-0-0	1-37-0	0-0-0	1-5-0	1-71-1	0-0-0	1-4-0	0-0-0	3-(-4)-0	2-37-0	1-0-0
Kickoff Returns	UM	3-126-1	4-60-0	2-23-0	2-46-0	1-20-0	1-19-0	3-62-0	1-17-0	2-43-0	1-12-0	0-0-0	1-10-0
	Opp	6-149-0	2-23-0	2-101-0	2-74-0	2-51-0	6-126-0	3-35-0	2-28-0	7-189-1	3-84-0	4-103-0	2-49-0
Sacks By-Yards	UM	0-0	1-4	1-7	7-43	1-2	5-41	1-4	1-5	2-12	1-7	2-6	1-6
	Opp	2-15	1-7	4-16	2-7	1-5	1-4	2-8	5-34	3-17	3-25	3-22	4-34

GAME ONE OLE MISS 47, TEXAS TECH 27

Sept. 1, 2018

Attendance: 40,333 • NRG Stadium • Houston, Texas

HOUSTON, Texas — Ole Miss scored early and often in the AdvoCare Texas Kickoff en route to a 47-27 win over Texas Tech to open the season at 1-0.

It took just 33 seconds for the Rebels to reach the end zone to kick start the 2018 season. Jordan Ta'amu found D.K. Metcalf for a 58-yard scoring strike to put the Rebels up 7-0 early.

Texas Tech answered back with a scoring drive of its own, but the tie didn't stand for long. Jaylon Jones returned the ensuing kickoff 94 yards to the house to put the Rebels back ahead for good.

Ole Miss scored on all of its drives in the first quarter. Luke Logan tacked on a 24-yard field goal before running back Scottie Phillips found the end zone for the first time as a Rebel, racing 39 yards on 4th-and-1 to give Ole Miss a 24-7 lead.

The Rebels couldn't quite finish the push to the end zone on two long drives in the second quarter, but they came away with two more field goals by Logan.

The Red Raiders struck first with a field goal early in the second half, but Phillips once again exploded for a big touchdown run. This time, a 65-yard jaunt by the junior college transfer gave Ole Miss a 37-20 advantage. However, TTU answered with a rushing score of its own to cut the lead back to 10.

Ta'amu hit A.J. Brown on a 34-yard touchdown to cap a 0:20 scoring drive and make it a comfortable 44-27 lead.

Late in the fourth, Phillips exploded for another 44-yard run to go over 200 yards for the day, making him the first Rebel to run for 200-plus since Brandon Bolden in 2010. The run set up one final field goal from Logan to make it a 20-point Rebel lead.

Ole Miss	24	6	7	10	—	47
Texas Tech	7	10	10	0	—	27
1st Quarter						
14:27	OM	D.K. Metcalf 58 yd pass from J. Ta'amu (L. Logan kick)				0-7
10:32	TT	D. Ward 15 yd run (C. Hatfield kick)				7-7
10:17	OM	J. Jones 94 yd kickoff return (L. Logan kick)				7-14
4:30	OM	L. Logan 24 yd field goal				7-17
1:08	OM	S. Phillips 39 yd run (L. Logan kick)				7-24
2nd Quarter						
12:17	TT	C. Hatfield 25 yd field goal				10-24
6:41	OM	Luke Logan 29 yd field goal				10-27
1:57	TT	J. High 14 yd pass from A. Bowman (C. Hatfield kick)				17-27
0:37	OM	L. Logan 39 yd field goal				17-30
3rd Quarter						
7:57	TT	C. Hatfield 41 yd field goal				20-30
7:07	OM	S. Phillips 65 yd run (L. Logan kick)				20-37
5:30	TT	D. Ward 9 yd run (C. Hatfield kick)				27-37
4th Quarter						
14:33	OM	A.J. Brown 34 yd pass from J. Ta'amu (L. Logan kick)				27-44
4:09	TT	L. Logan 23 yd field goal				27-47

Team Stats	OM	TT	Individual Leaders
First Downs	22	31	
Rushes-Yards	28-210	39-164	Rushing OM: S. Phillips 16-204 (2 TD) J. Ta'amu, 6-7
Passing Yards	336	373	TT: D. Ward, 17-90 (2 TD) T. King, 13-31
Comp.-Att.-Int.	22-32-0	33-56-0	Passing OM: J. Ta'amu, 22-32-336 (2 TD) TT: A. Bowman, 29-49-273 (1 TD)
Total Plays-Yards	60-546	90-486	Receiving OM: D. Lodge, 6-96 A.J. Brown, 7-93 (TD) D.K. Metcalf, 4-81 (TD)
Fumbles	1	0	TT: T. Vasher, 4-66 A. Wesley, 6-65
Penalties-Yards	7-49	6-80	
Punt Returns-Avg.	0-0	0-0	
KO Returns-Avg.	3-42	6-24.8	
Interceptions	0	0	
Possession Time	23:35	36:25	
3rd Down Conv.	4-13	8-19	
4th Down Conv.	1-1	0-3	

GAME TWO OLE MISS 76, SOUTHERN ILLINOIS 41

Sept. 8, 2018

Attendance: 53,339 • Vaught-Hemingway • Oxford, Miss.

OXFORD, Miss. — Senior quarterback Jordan Ta'amu surpassed career marks in touchdowns and total yards, while the Landshark D tallied two scores in the second half to power Ole Miss to a 76-41 victory over Southern Illinois.

The first half was a back-and-forth showdown between the two hot offenses, with SIU coming out swinging. The Salukis forced a three-and-out on the initial Rebel drive of the game, and proceeded to run down the field and score on a nine-yard pass from Straub to Nigel Kilby less than two minutes into the action. The Salukis ended the half on a wild 70-yard catch-and-run by receiver Raphael Leonard (6 rec., 117 yards, 2 TD), but the Rebel defense started to slow Southern in the third quarter before the eventual fourth-quarter explosion.

At 117 points, both Ole Miss and Southern combined for the most single-game points scored in Rebel history. The Rebels' 76 points and two defensive touchdowns were the most since 2015.

Four Rebels scored their first-career touchdowns, as Elijah Moore (1 rec., 50 yards, 1 TD) and Braylon Sanders (4 rec., 133 yards, 1 TD) got in on the N.W.O. fun for their first-ever Rebel touchdowns. A.J. Brown (8 rec., 158 yards, 2 TD) and D.K. Metcalf (7 rec., 93 yards, 1 TD) didn't relinquish the belt for long, though, as both racked up huge numbers on the receiving end of the career day by Ta'amu.

Southern Illinois	21	17	3	0	—	41
Ole Miss	14	21	14	27	—	76
1st Quarter						
13:04	SIU	N. Kilby 9 yd pass from S. Straub (N. Gualdoni kick)				7-0
9:57	OM	S. Phillips 7 yd run (L. Logan kick)				7-7
6:32	SIU	L. Lenoir 7 yd pass from S. Straub (N. Gualdoni kick)				14-7
5:31	OM	B. Sanders 30 yd pass from J. Ta'amu (L. Logan kick)				14-14
1:01	SIU	S. Straub 2 yd run (N. Gualdoni kick)				21-14
2nd Quarter						
14:52	OM	E. Moore 50 yd pass from J. Ta'amu (L. Logan kick)				21-21
8:12	SIU	N. Gualdoni 22 yd field goal				24-21
6:40	OM	A. Brown 38 yd pass from J. Ta'amu (L. Logan kick)				24-28
4:06	SIU	R. Leonard 9 yd pass from S. Straub (N. Gualdoni kick)				31-28
1:17	OM	S. Phillips 6 yd run (L. Logan kick)				31-35
0:49	SIU	R. Leonard 70 yd pass from S. Straub (N. Gualdoni kick)				38-35
3rd Quarter						
11:22	OM	A. Brown 46 yd pass from J. Ta'amu (L. Logan kick)				38-42
5:00	SIU	N. Gualdoni 26 yd field goal				41-42
3:48	OM	D. Metcalf 5 yd pass from J. Ta'amu (L. Logan kick)				41-49
4th Quarter						
14:42	OM	V. Dasher 88 yd interception (L. Logan kick failed)				41-55
12:00	OM	I. Woullard 2 yd run (I. Way kick)				41-62
9:24	OM	V. Evans 56 yd fumble recovery (L. Logan kick)				41-69
1:42	OM	M. Corral 1 yd run (P. Nasiatka kick)				41-76

Team Stats	SIU	OM	Individual Leaders
First Downs	29	26	
Rushes-Yards	45-241	32-167	Rushing OM: S. Phillips 15-110 (2 TD) T. Knight, 4-26
Passing Yards	388	479	SIU: D. Davis, 16-123 S. Straub, 10-36 (TD)
Comp.-Att.-Int.	30-48-2	24-35-0	
Total Plays-Yards	93-629	67-646	
Fumbles	1	0	
Penalties-Yards	8-48	9-75	Passing OM: J. Ta'amu, 23-33-448 (5 TD) SIU: S. Straub, 29-47-382 (4 TD)
Punt Returns-Avg.	0-0	2-1.5	
KO Returns-Avg.	2-11.5	4-15	
Interceptions	0	2	Receiving OM: A.J. Brown, 8-158 (2 TD) B. Sanders, 4-133 (TD) D.K. Metcalf, 7-93 (TD)
Possession Time	37:44	20:36	SIU: R. Leonard, 6-117 (2 TD) L. Lenoir, 9-83 (TD)
3rd Down Conv.	7-17	6-10	
4th Down Conv.	3-4	1-1	

GAME THREE #1 ALABAMA 62, OLE MISS 7

Sept. 15, 2018
Attendance: 62,919 • Vaught-Hemingway • Oxford, Miss.

OXFORD, Miss. — It took just one play for Ole Miss to find the end zone against No. 1 Alabama, but the defending national champion Crimson Tide took over from there, delivering the Rebels (2-1, 0-1 SEC) a 62-7 defeat at Vaught-Hemingway Stadium.

Senior quarterback Jordan Ta'amu found D.K. Metcalf (2 rec., 92 yards) for a touchdown to put the Rebels up 7-0 just 11 seconds into the game. Metcalf caught the ball in stride, tiptoed the sideline and electrified the crowd. Alabama (3-0, 1-0 SEC) answered with a 43-yard run by Damien Harris. The Rebels turned the ball over twice in the first quarter to allow Alabama to claim a 28-7 lead after one.

The Rebel defense came through with a key stop early in the second, forcing a 38-yard Alabama field goal try. Crimson Tide kicker Joseph Bulovas (3-of-4 FG) missed it wide left to send the ball back to the Rebel offense. Ole Miss drove past midfield but couldn't convert a fourth down in Tide territory.

Alabama took over on downs, and Josh Jacobs punched in a rushing touchdown on the other end to make it 35-7. After a Rebel punt on the ensuing drive, Alabama's Jaylen Waddle mounted a 37-yard return to set up a touchdown connection between Jalen Hurts (7-of-10, 85 yds, 2 TD, 1 INT) and Jeudy, making it a 42-7 advantage.

The Ole Miss defense held Alabama to just a field goal after a 74-yard kickoff return by Josh Jacobs to open the second half. On the following drive, C.J. Moore picked off a Hurts pass. However, Ta'amu was intercepted shortly thereafter by Xavier McKinney, who returned it 30 yards for an Alabama touchdown.

The Tide tacked on a field goal early in the fourth quarter. However, the Ole Miss offense just couldn't find its footing against the tough Alabama defense.

Alabama	28	21	10	3	—	62
Ole Miss	7	0	0	0	—	7
1st Quarter						
14:49	OM	D.Metcalf 75 yd pass from J. Ta'amu (L. Logan kick)				V-H
13:39	UA	D. Harris 43 yd run (J. Bulovas kick)				0-7
9:51	UA	J. Jeudy 79 yd pass from T. Tagovailoa (J. Bulovas kick)				7-7
5:43	UA	N. Harris 10 yd run (J. Bulovas kick)				14-7
4:40	UA	I. Smith Jr. 12 yd pass from T. Tagovailoa (J. Bulovas kick)				21-7
2nd Quarter						
7:18	UA	J. Jacobs 4 yd run (J. Bulovas kick)				28-7
4:36	UA	J. Jeudy 22 yd pass from J. Hurts (J. Bulovas kick)				35-7
0:55	UA	H. Ruggs III 13 yd pass from J. Hurts (J. Bulovas kick)				42-7
3rd Quarter						
11:49	UA	J. Bulovas 20 yd field goal				49-7
5:04	UA	X. McKinney 30 yd interception (J. Bulovas kick)				52-7
4th Quarter						
12:16	UA	J. Bulovas 44 yd field goal				59-7

Team Stats	UA	OM	Individual Leaders
First Downs	27	9	Rushing
Rushes-Yards	44-210	37-115	OM: S. Phillips 12-48
Passing Yards	306	133	J. Ta'amu, 8-35
Comp.-Att.-Int.	19-28-1	7-22-2	UA: D. Harris, 5-62 (TD)
Total Plays-Yards	72-516	59-248	T. Tagovailoa, 5-47
Fumbles	1	1	Passing
Penalties-Yards	8-60	8-67	OM: J. Ta'amu, 7-22-133 (TD)
Punt Returns-Avg.	1-37	0-0.0	UA: T. Tagovailoa, 11-15-191 (2 TD)
KO Returns-Avg.	2-50.5	2-11.5	Receiving
Interceptions	2	1	OM: D.K. Metcalf, 2-92 (TD)
Possession Time	34:20	25:40	A.J. Brown, 4-34
3rd Down Conv.	6-13	4-16	UA: J. Jeudy, 3-136 (2 TD)
4th Down Conv.	1-1	0-1	I. Smith, 3-42 (TD)

GAME FOUR OLE MISS 38, KENT STATE 17

Sept. 22, 2018
Attendance: 50,417 • Vaught-Hemingway • Oxford, Miss.

OXFORD, Miss. — Ole Miss Football (3-1) returned to the win column, racking up 651 yards of total offense and tallying seven sacks to down non-conference foe Kent State 38-17 at Vaught-Hemingway Stadium.

The contest went through two weather delays, amassing two hours and 36 minutes, to bring the game duration to five hours and 39 minutes.

"Overall, I'm proud the way they handled the delays," Ole Miss head coach Matt Luke said. "As a coach you are worried that they will lose their focus, but they went in and punched it in. Then we were able to get the ball backed and run the time out after the second delay."

Senior quarterback Jordan Ta'amu threw for 442 yards, the fourth-highest total in program history, and added two touchdowns. Running back Scottie Phillips tallied 112 total yards, in addition to his first touchdown reception as a Rebel.

Defensively, Ole Miss notched seven sacks, an interception by Zedrick Woods (7 tackles), and a fumble recovery by C.J. Moore (7 tackles) en route to victory.

Saturday marked the third consecutive game the Rebels secured two turnovers and the third time since 2010 that the Rebels registered seven sacks, three of which came from senior Markel Winters.

"The defense played really well," Luke said. "They had seven sacks. So I'm happy to see them have some success that we can build off of and proud of that."

"We had a lot of mental errors last week, but we tightened down today," Winters said. "Our theme this week was that you have your what and your why. You have your job and you know what you are supposed to do, but there is a reason why you are doing that job."

Kent State	0	7	10	0	—	17
Ole Miss	7	0	17	14	—	38
1st Quarter						
11:20	OM	S. Phillips 38 yd pass from J. Ta'amu (L. Logan kick)				V-H
2nd Quarter						
12:28	KS	J. Shaw 18 yd pass from K. Price (M. Trickett. kick)				0-7
3rd Quarter						
13:20	OM	S. Phillips 2 yd run (L. Logan kick)				7-7
11:00	KS	M. Trickett 32 yd field goal				7-14
10:18	OM	D. Metcalf 41 yd pass from J. Ta'amu (L. Logan kick)				10-14
6:45	KS	W. Barrett 2 yd run (M. Trickett kick)				10-21
0:03	OM	L. Logan 27 yd field goal				17-21
4th Quarter						
9:55	OM	J. Ta'amu 4 yd run (L. Logan kick)				17-24
7:06	OM	I. Woullard 7 yd run (L. Logan kick)				17-31

Team Stats	KS	OM	Individual Leaders
First Downs	23	26	Rushing
Rushes-Yards	41-148	37-209	OM: S. Phillips 19-117 (TD)
Passing Yards	242	442	T. Knight, 6-62
Comp.-Att.-Int.	25-43-1	28-38-1	KS: B. Woody, 19-96 (TD)
Total Plays-Yards	84-390	75-651	J. Rankin, 15-76
Fumbles	1	0	Passing
Penalties-Yards	7-55	8-90	OM: J. Ta'amu, 28-38-442 (2 TD)
Punt Returns-Avg.	0-0	0-0	KS: W. Barrett, 24-42-224
KO Returns-Avg.	2-37	2-23	Receiving
Interceptions	1	1	OM: D. Metcalf, 5-102 (TD)
Possession Time	27:52	32:08	A. Brown, 7-96
3rd Down Conv.	5-17	6-13	D. Lodge, 6-81
4th Down Conv.	3-4	1-1	KS: M. Carrigan, 6-88
			T. Harrell, 5-55

GAME FIVE #5 LSU 45, OLE MISS 16

Sept. 29, 2018
Attendance: 100,224 • Tiger Stadium • Baton Rouge, La.

BATON ROUGE, La. — Ole Miss could not pull off the upset on the road at Tiger Stadium, falling 45-16 to No. 5 LSU.

The Rebels (3-2, 0-2 SEC) struck first when Luke Logan connected on his first of three field goals on the night, hitting from 30 yards out to put the Rebels ahead 3-0.

LSU (5-0, 2-0 SEC) answered quickly as Joe Burrow (18-for-25, 292 Yds, 3 TD) found Ja'Marr Chase on a 21-yard touchdown pass to put the Tigers ahead 7-3. The Tigers marched down field once again, using a 4-yard rush by Nick Brossette (72 Yds, 20 ATT, 1 TD) to extend the lead to 14-3.

Clyde Edwards-Helaire (67 Yds, 11 ATT, 1 TD) took his turn on the next Tiger drive. Ole Miss was penalized three times on the LSU possession, which ended in a 3-yard rushing score by Edwards-Helaire, making it 21-3 in favor of the home team. The Rebels went three-and-out once again on their next drive, leading to the fourth-consecutive LSU score.

A long drive at the end of the half set up a 17-yard field goal by Logan, cutting the deficit to 28-6 at halftime.

In the third quarter, the Rebels methodically marched 59 yards downfield for their first touchdown of the night, a one yard run for Phillips.

LSU responded with a touchdown connection between Burrow and Jefferson to stretch the lead to 35-13. Ole Miss answered back with a 51-yard drive that ended in a career-long 40-yard field goal by Logan. On the following drive, LSU got those three points back.

LSU's Burrow added one final touchdown, breaking free on a 35-yard score with 2:56 to go, giving the Tigers a 45-16 victory.

Ole Miss	3	3	7	3	—	16
LSU	14	14	7	10	—	45
1st Quarter						V-H
9:06 OM	Luke Logan 30 yd field goal					3-0
5:59 LSU	J. Chase 21 yd pass from J. Burrow (C. Tracy kick)					3-7
0:57 LSU	N. Brossette 4 yd run (C. Tracy kick)					3-14
2nd Quarter						
8:59 LSU	C. Ed.-Helaire 3 yd run (C. Tracy kick)					3-21
7:41 LSU	J. Jefferson 65 yd pass from J. Burrow (C. Tracy kick)					3-28
0:02 OM	L. Logan 17 yd field goal					6-28
3rd Quarter						
3:45 OM	S. Phillips 1 yd run (L. Logan kick)					13-28
1:48 LSU	J. Jefferson 5 yd pass from J. Burrow (C. Tracy kick)					13-35
4th Quarter						
13:10 OM	L. Logan 40 yd field goal					16-35
8:45 LSU	C. Tracy 26 yd field goal					16-38
2:56 LSU	J. Burrow 35 yd run (C. Tracy kick)					16-45

Team Stats	OM	LSU	Individual Leaders
First Downs	18	33	Rushing
Rushes-Yards	31-150	50-281	OM: S. Phillips 16-98 (TD)
Passing Yards	178	292	J. Ta'amu, 8-32
Comp.-Att.-Int.	19-38-1	18-25-0	LSU: J. Burrow, 9-98 (TD)
Total Plays-Yards	69-328	75-573	N. Brossette, 20-80 (TD)
Fumbles	0	2	Passing
Penalties-Yards	17-167	5-40	OM: J. Ta'amu, 19-38-178
Punt Returns-Avg.	1-3	1-5	LSU: W. Barrett, 18-25-292 (3 TD)
KO Returns-Avg.	1-20	2-25.5	Receiving
Interceptions	0	1	OM: A. Brown, 9-72
Possession Time	24:43	35:17	D. Metcalf, 3-37
3rd Down Conv.	5-15	7-12	LSU: J. Jefferson, 5-99 (2 TD)
4th Down Conv.	0-0	0-0	T. Marshall Jr, 1-52

GAME SIX OLE MISS 70, ULM 21

Oct. 6, 2018
Attendance: 52,875 • Vaught-Hemingway • Oxford, Miss.

OXFORD, Miss. — Ole Miss Football (4-2) made a habit of finding the end zone early and often against ULM (2-4) in its 70-21 win on Homecoming at Vaught-Hemingway Stadium, finishing their non-conference slate with an unblemished record outside of SEC action.

The Rebels recorded a program-best 826 yards (517 passing, 309 rushing) and scored on their first nine drives of the game. DaMarkus Lodge, A.J. Brown and DK Metcalf all hauled in TD receptions, as well as eclipsing the 100-yard receiving mark on the day.

Jordan Ta'amu was 21-of-24 for 374 yards and accounted for five total touchdowns. Ta'amu individually accounting for 437 yards of total offense before sitting out the second half.

Scottie Phillips carried the ball 12 times for 74 yards, securing two TDs on the ground and one through the air. Phillips got the scoring started for Ole Miss with a 2-yard rush on the Rebels' first drive of the game. It was the fourth time this season Ole Miss has scored on its first drive.

Brown, who racked up a total of 133 yards receiving, extended the lead to 14-0 after reeling in a 20-yard pass, finishing the sequence with a nice juke move.

The offense scored a 97-yard drive, capped off by a Jordan Ta'amu one-yard rush up the middle.

After a defensive stop, Ta'amu rushed 39 yards to the end zone to extend the lead to 28-0.

ULM answered with an 11-yard rush, but Ole Miss quickly responded with three more touchdowns to end the half up 49-7.

Matt Corral started at QB for the Rebels in the second half, and completed all 10 of his passes for 143 yards and two touchdowns. He also added 82 rushing yards and a rushing TD.

ULM	0	7	7	7	—	21
Ole Miss	21	28	14	7	—	70
1st Quarter						V-H
10:58 OM	S. Phillips 2 yd run (L. Logan kick)					0-7
7:49 OM	A. Brown 20 yd pass from J. Ta'amu (L. Logan kick)					0-14
1:18 OM	J. Ta'amu 1 yd run (L. Logan kick)					0-21
2nd Quarter						
12:13 OM	J. Ta'amu 39 yd run (L. Logan kick)					0-28
9:35 ULM	D. Gore 11 yd run (C. Ford kick)					7-28
7:07 OM	S. Phillips 1 yd run (L. Logan kick)					7-35
1:43 OM	D. Metcalf 62 yd pass from J. Ta'amu (L. Logan kick)					7-42
0:04 OM	D. Lodge 16 yd pass from J. Ta'amu (L. Logan kick)					7-49
3rd Quarter						
13:51 OM	S. Phillips 11 yd pass from M. Corral (L. Logan kick)					7-56
10:04 OM	Matt Corral 61 yd run (Luke Logan kick)					7-63
4:59 ULM	M. Green 71 yd punt return (C. Ford kick)					14-63
4th Quarter						
12:38 OM	E. Moore 24 yd pass from M. Corral (L. Logan kick)					14-70
1:25 ULM	Z. Jackson 8 yd pass from C. Suits (C. Ford kick)					21-70

Team Stats	ULM	OM	Individual Leaders
First Downs	25	35	Rushing
Rushes-Yards	38-130	38-309	OM: M. Corral 6-82 (TD)
Passing Yards	297	517	S. Phillips, 12-76 (2 TD)
Comp.-Att.-Int.	23-38-0	31-34-0	ULM: C. Evans, 13-68
Total Plays-Yards	76-427	72-826	D. Gore, 10-54 (TD)
Fumbles	2	0	Passing
Penalties-Yards	2-15	7-73	OM: J. Ta'amu, 21-24-374 (3 TD)
Punt Returns-Avg.	1-71.0	2-1	M. Corral, 10-10-143 (2 TD)
KO Returns-Avg.	6-21	1-19.0	ULM: C. Evans, 18-25-292 (3 TD)
Interceptions	0	0	C. Suits, 6-10-91 (TD)
Possession Time	29:42	30:18	Receiving
3rd Down Conv.	5-15	6-9	OM: D. Lodge, 9-179 (TD)
4th Down Conv.	2-5	1-1	A. Brown, 9-133 (TD)
			D. Metcalf, 4-115 (TD)
			ULM: R. Turner, 5-112
			M. Green, 7-60

GAME SEVEN OLE MISS 37, ARKANSAS 33

Oct. 13, 2018

Attendance: 51,438 • War Memorial Stadium • Little Rock, Ark.

LITTLE ROCK, Ark. — Down 17 points late in the first half, the Ole Miss football team never quit, fighting back to take the lead with 42 seconds remaining on a Scottie Phillips touchdown run to secure a 37-33 victory over Arkansas.

Quarterback Jordan Ta'amu amassed 528 yards of total offense—387 through the air and 141 on the ground—the second-most in program history behind Archie Manning in the victory. He capped the tremendous day by leading the Rebels on a stunning 97-yard drive in the final minutes of the game.

The Ole Miss defense came through with a key stop late in the contest, forcing an Arkansas punt with just over two minutes to play and the score 33-31. The punt took a Razorback bounce all the way to the 3-yard line. With plenty of green in front of them, the Rebels chased space. Ta'amu hit A.J. Brown on a 20-yard gain early in the drive. Two plays later, Dawson Knox broke free for a 48-yard gain to put the Rebels to within field goal range.

The Rebels didn't stop there. Ta'amu capped his incredible day on the ground with a 15-yard rush down to the Arkansas 14. Phillips did the rest, notching a nine-yard rush before punching in the game-winning score from five yards out. The Landshark Defense signaled the end of the contest when Zedrick Woods intercepted a Cole Kelley pass on the first play of the ensuing drive.

Ole Miss	3	14	7	13	—	37
Arkansas	17	10	6	0	—	33
1st Quarter						
12:49	OM	L. Logan 36 yd field goal				V-H
7:41	AR	C. Limpert 43 yd field goal				3-0
3:24	AR	C. O'Grady 39 yd pass from T. Storey (C. Limpert kick)				3-3
0:31	AR	R. Boyd 69 yd run (C. Limpert kick)				3-10
2nd Quarter						
12:23	OM	J. Ta'amu 18 yd run (L. Logan kick)				3-17
10:50	AR	L. Pettway 39 yd pass from C. Kelley (C. Limpert kick)				10-17
2:36	AR	C. Limpert 38 yd field goal				10-24
0:33	OM	D. Lodge 6 yd pass from J. Ta'amu (L. Logan kick)				10-27
3rd Quarter						
9:28	AR	C. Limpert 38 yd field goal				17-27
7:29	OM	O. Cooley 66 yd pass from J. Ta'amu (L. Logan kick)				17-30
2:33	AR	C. Limpert 36 yd field goal				24-30
4th Quarter						
4:15	OM	I. Woullard 2 yd run (L. Logan kick)				24-33
0:42	OM	S. Phillips 5 yd run (J. Ta'amu pass failed)				31-33

Team Stats	OM	AR	Individual Leaders	
First Downs	32	27	Rushing	
Rushes-Yards	38-224	48-299	OM:	J. Ta'amu 17-154 (TD)
Passing Yards	387	177		S. Phillips, 18-90 (TD)
Comp.-Att.-Int.	26-35-1	15-22-1	AR:	R. Boyd, 7-109 (TD)
Total Plays-Yards	73-611	70-476		T. Storey, 9-73
Fumbles	0	0	Passing	
Penalties-Yards	4-50	5-65	OM:	J. Ta'amu, 26-35-387 (2 TD)
Punt Returns-Avg.	0-0	0-0	AR:	T. Storey, 12-16-122 (TD)
KO Returns-Avg.	3-20.7	3-11.5	Receiving	
Interceptions	1	1	OM:	O. Cooley, 2-85 (TD)
Possession Time	24:42	35:18		D. Lodge, 10-80 (TD)
3rd Down Conv.	6-10	2-9		D. Knox, 2-65
4th Down Conv.	0-0	1-1	AR:	L. Pettway, 3-77 (TD)
				C. O'Grady, 3-41 (TD)

GAME EIGHT AUBURN 31, OLE MISS 16

Oct. 20, 2018

Attendance: 56,885 • Vaught-Hemingway Stadium • Oxford, Miss.

OXFORD, Miss. — Ole Miss trailed Auburn by just four points at halftime, but a lopsided third quarter spelled the Rebels' fate in a 31-16 defeat at Vaught-Hemingway Stadium.

Ole Miss opened with the ball and quickly moved into Auburn territory on its first drive. Luke Logan lined up for his first field goal attempt of the afternoon, but the 40-yarder was blocked, keeping the Rebels off the board early.

Auburn responded with a touchdown drive, using the legs of running back JaTarvious Whitlow (19 attempts, 170 yards, 1 TD) to drive downfield. Jarrett Stidham (13-of-22, 215 yards, 1 TD) then hit Whitlow for a three-yard touchdown to put Auburn on the scoreboard first.

The Rebels came back as Jordan Ta'amu racked up 30 yards on the ground on the following drive to set up a 36-yard Logan field goal. Ta'amu finished 27-of-46 with 324 yards and a touchdown pass.

The Ole Miss defense came up with consecutive three-and-outs late in the first quarter and held strong early in the second, forcing a 47-yard field goal attempt by Anders Carlson that sailed wide right. The Rebel offense took advantage, cutting the deficit to one at 7-6. Auburn answered with a field goal drive of its own to make the score 10-6, which is where it stood at the half.

Auburn came out of the break and owned the third quarter. The Tigers scored quickly to open the half on a one-yard rush by Malik Miller. The Rebels responded with a 35-yard field goal by Logan. Jalen Julius knocked the ball loose at the 1-yard line on the explosive run, but Auburn's Anthony Schwartz recovered in the end zone to make it a 24-9 game.

The Rebels put together a solid drive in response, but stalled out in Auburn territory as Ta'amu was sacked on fourth down. Two plays later, Stidham hit Seth Williams for a 62-yard gain down to the two-yard line. Miller responded with another touchdown run.

The Rebels got the ball back midway through the fourth quarter where A.J. Brown found the end zone after a 15-play, 82-yard drive.

Auburn	7	3	21	0	—	31
Ole Miss	3	3	3	7	—	16
1st Quarter						
8:36	AU	J. Whitlow 3 yd pass from J. Stidham (A. Carlson kick)				V-H
5:49	OM	L. Logan 36 yd field goal				7-0
2nd Quarter						
9:16	OM	Luke Logan 37 yd field goal				7-3
4:18	AU	A. Carlson 28 yd field goal				7-6
3rd Quarter						
12:07	AU	M. Miller 1 yd run (A. Carlson kick)				10-6
8:30	OM	L. Logan 35 yd field goal				10-9
6:53	AU	A. Schwartz 0 yd fumble recovery (A. Carlson kick)				17-9
3:00	AU	M. Miller 2 yd run (A. Carlson kick)				24-9
4th Quarter						
2:24	OM	A. Brown 12 yd pass from J. Ta'amu (L. Logan kick)				31-9

Team Stats	AU	OM	Individual Leaders	
First Downs	20	27	Rushing	
Rushes-Yards	46-269	39-123	OM:	J. Ta'amu 19-79
Passing Yards	215	324		S. Phillips, 17-60
Comp.-Att.-Int.	13-22-0	27-47-0	AU:	J. Whitlow, 17-179
Total Plays-Yards	68-484	86-447		S. Shivers, 10-47
Fumbles	0	0	Passing	
Penalties-Yards	8-80	6-35	OM:	J. Ta'amu, 27-46-324 (TD)
Punt Returns-Avg.	1-4.0	1-2.0	AU:	J. Stidham, 13-22-215 (TD)
KO Returns-Avg.	2-14.0	1-17.0	Receiving	
Interceptions	0	0	OM:	A. Brown, 10-155 (TD)
Possession Time	29:49	30:11		D. Lodge, 5-84
3rd Down Conv.	6-14	6-17	AU:	S. Williams, 2-83
4th Down Conv.	1-2	1-3		D. Slayton, 2-62

GAME NINE SOUTH CAROLINA 48, OLE MISS 44

Nov. 3, 2018

Attendance: 56,798 • Vaught-Hemingway Stadium • Oxford, Miss.

OXFORD, Miss. — Senior quarterback Jordan Ta’amu eclipsed the 3,000-yard mark for single-season passing yards and junior running back Scottie Phillips ran for three touchdowns, but Ole Miss fell to South Carolina, 48-44, at Vaught-Hemingway Stadium.

On the opening kickoff, sophomore Luke Logan attempted to kick away from the Gamecocks’ dangerous returner, Deebo Samuel. The ball ultimately bounced to Samuel anyway, and he returned it all the way back. Ole Miss (5-4, 1-4 SEC) responded with a field-goal drive.

SC responded when Williams punched in a 2-yard score to make it a 14-3 game. A botched play gave SC the ball back, and they turned the turnover into three points to make it 17-3.

Ole Miss put together a great second quarter and ended the half tied, 27-27.

Ole Miss took their first lead of the game at 30-27 on a Logan 31-yard field goal. South Carolina responded quickly with a 5-yard touchdown catch from Josh Vann over the middle.

Ole Miss would regain the lead at 37-34 with a misdirection play and two-yard rushing touchdown by Phillips. The Rebels extended its lead to 44-34 from an Isaiah Woullard 1-yard rush.

Samuel set up South Carolina nicely on the following drive with a 38-yard kick return. A.J. Turner found the end zone with a 3-yard rush, narrowing the gap to 44-41 Ole Miss.

After three scoreless combined possessions, South Carolina executed the go-ahead drive. Quarterback Bentley ended the drive with a 4-yard rush pushing USC ahead, 48-44.

Ole Miss ran into its third straight three-and-out, but had one final chance thanks to a Mohamed Sanogo sack on third down. They were unable to execute a game winning drive.

Incompletions to Brown and senior Floyd Allen ended the game at midfield.

South Carolina	17	10	7	14	—	48
Ole Miss	3	24	10	7	—	44

1st Quarter			V-H
14:43	SC	D. Samuel 90 yd kickoff return (P. White kick)	7-0
11:15	OM	L. Logan 25 yd field goal	7-3
9:12	SC	T. Williams 2 yd run (P. White kick)	14-3
2:38	SC	P. White 20 yd field goal	17-3
2nd Quarter			
13:46	OM	S. Phillips 9 yd run (L. Logan kick)	17-10
7:52	OM	L. Logan 26 yd field goal	17-13
7:41	SC	B. Edwards 75 yd pass from J. Bentley (P. White kick)	24-13
6:22	OM	J. Ta’amu 17 yd run (L. Logan kick)	24-20
2:01	SC	P. White 23 yd field goal	27-20
0:10	OM	S. Phillips 1 yd run (L. Logan kick)	27-27
3rd Quarter			
11:56	OM	L. Logan 31 yd field goal	27-30
10:05	SC	J. Vann 5 yd pass from J. Bentley (P. White kick)	34-30
2:50	OM	S. Phillips 2 yd run (L. Logan kick)	34-37
4th Quarter			
14:15	OM	I. Woullard 1 yd run (L. Logan kick)	34-44
11:01	SC	A. Turner 3 yd run (P. White kick)	41-44
5:50	SC	J. Bentley 4 yd run (P. White kick)	48-44

Team Stats	SC	OM	Individual Leaders
First Downs	18	34	
Rushes-Yards	37-147	50-237	Rushing OM: S. Phillips 21-141 (3 TD) J. Ta’amu, 21-66 (TD)
Passing Yards	363	379	SC: M. Denson, 12-102 T. Williams, 7-30 (TD)
Comp.-Att.-Int.	22-32-0	31-48-0	Passing OM: J. Ta’amu, 31-46-379 SC: J. Bentley, 22-32-363 (2 TD)
Total Plays-Yards	69-510	98-616	Receiving OM: E. Moore, 11-129 A. Brown, 6-115
Fumbles	0	1	SC: B. Edwards, 4-109 (TD) T. Williams, 3-105
Penalties-Yards	5-51	4-35	
Punt Returns-Avg.	0-0	3-4.3	
KO Returns-Avg.	7-27.0	32-21.5	
Interceptions	0	0	
Possession Time	24:25	35:35	
3rd Down Conv.	6-10	2-9	
4th Down Conv.	0-0	1-1	

GAME TEN TEXAS A&M 38, OLE MISS 24

Nov. 10, 2018

Attendance: 102,618 • Kyle Field • College Station, Texas

COLLEGE STATION, Texas — It was a record-breaking afternoon for A.J. Brown, who became the all-time career leader in receiving yards at Ole Miss, but the special day came in a 38-24 defeat at the hands of Texas A&M.

Texas A&M took the lead on its second drive. The Rebels answered quickly, though, as Ta’amu hit Octavious Cooley for 9- and 23-yard completions before finding Lodge on a 44-yard touchdown on the first play of the second quarter to tie the game at seven.

The Ole Miss defense came through with a 3-and-out on the ensuing drive, and the Rebel offense made the most of it. After a couple of nice runs by Isaiah Woullard, Ta’amu linked up with Brown for a 39-yard gain. He then found Lodge for a 12-yarder before taking it himself from 1 yard out for his fifth rushing touchdown of the season.

TAMU recovered a Ta’amu fumble and the home team tied it up on a 21-yard reception by Buckley to make it 14-all at the half.

On the first TAMU drive of the half, Willie Hibbler knocked the ball out of Mond’s grasp. Woods scooped it up and took it 96 yards back for a touchdown, the second-longest fumble return in program history and the longest since 1914.

The Rebel defense came up with another turnover as Ken Webster intercepted Mond on the following drive. However, Ole Miss couldn’t make anything of it. After a 3-and-out, Texas A&M marched downfield and tied it up on a 10-yard strike by Mond to Quartney Davis. The Aggies took the lead shortly thereafter on a 46-yard field goal by Seth Small.

The two offenses traded 3-and-outs before the Rebels made a drive. The Rebel offense got into the red zone, however, Luke Logan’s 22-yard field goal attempt missed wide right.

Texas A&M made the most of the miss, driving 80 yards in six plays and claiming a 31-21 lead on a Mond-Davis touchdown connection.

The Rebels came back with a field goal drive. However, Texas A&M quickly ended the comeback bid. The Aggies recovered the onside kick, and Williams took the first play 46 yards for a touchdown to ice the A&M win.

Ole Miss	0	14	7	3	—	24
Texas A&M	7	7	7	17	—	38

1st Quarter			V-H
1:69	AM	K. Mond 1 yd run (S. Small kic)	0-7
2nd Quarter			
14:51	OM	D. Lodge 44 yd pass from J. Ta’amu (L. Logan kick)	7-7
9:48	OM	J. Ta’amu 1 yd run (L. Logan kick)	14-7
0:44	AM	C. Buckley 21 yd pass from K. Mond (Seth Small kick)	14-14
3rd Quarter			
11:34	OM	Z. Woods 96 yd fumble recovery (Luke Logan kick)	21-14
4:04	AM	Q. Davis 10 yd pass from K. Mond (S. Small kick)	21-21
4th Quarter			
14:11	AM	Seth Small 46 yd field goal	21-24
4:36	AM	Q. Davis 5 yd pass from K. Mond (S. Small kick)	21-31
1:51	OM	L. Logan 24 yd field goal	24-31
1:39	AM	T. Williams 46 yd run (S. Small kick)	21-38

Team Stats	OM	AM	Individual Leaders
First Downs	19	27	
Rushes-Yards	30-67	48-266	Rushing OM: I. Woullard 16-64 AM: T. Williams, 31-228 (TD) J. Corbin, 6-28
Passing Yards	373	236	Passing OM: J. Ta’amu, 22-35-373 (TD) AM: K. Mond, 19-28-236 (3 TD)
Comp.-Att.-Int.	22-35-0	19-28-1	Receiving OM: A. Brown, 6-127 D. Lodge, 6-122 O. Cooley, 3-66 AM: J. Sternberger, 4-76 J. Ausbon, 5-66
Total Plays-Yards	65-440	76-502	
Fumbles	1	1	
Penalties-Yards	5-48	7-59	
Punt Returns-Avg.	2-6.5	3- -1.3	
KO Returns-Avg.	1-12	3-28	
Interceptions	1	0	
Possession Time	22:59	37:01	
3rd Down Conv.	1-11	7-12	
4th Down Conv.	0-1	0-0	

GAME ELEVEN

VANDERBILT 36, OLE MISS 29 (OT)

Nov. 17, 2018
Attendance: 24,866 • Vanderbilt Stadium • Nashville, Tenn.

NASHVILLE, Tenn. — Ole Miss suffered a heartbreaking loss at Vanderbilt, falling 36-29 in overtime at Vanderbilt Stadium.

The back-and-forth SEC battle went to overtime when Luke Logan connected on a 32-yard field goal to tie the game at 29 in the final minute, part of a perfect 5-for-5 day for the sophomore kicker. The Commodores struck first in OT, and it looked as though the Rebels had a resounding answer. Jordan Ta'amu found A.J. Brown in the corner of the end zone. Brown made what appeared to be a tremendous grab, but the play, originally called a catch, was overturned.

Ta'amu threw for a career-high 457 yards with two touchdowns and two interceptions, while Isaiah Woullard, starting for the injured Scottie Phillips, hit 100 yards for the first time in his young career, finishing with 107. Brown amassed 212 yards and a score, while DaMarkus Lodge had a terrific day as well, totaling 117 and a touchdown through the air.

The Rebels jumped out to a 6-0 lead on two field goals from Luke Logan. They extended the lead to 13-0 when Ta'amu and Brown connected on an 84-yd touchdown.

Vanderbilt got back into the game at the end of the first half, kicking a field goal, recording a safety, and then scoring a touchdown to end the half down 13-12.

Vanderbilt struck first in the third quarter, when Vaughn ran it in from the 1-yd line. The Rebels responded with back-to-back field goals, tying the game at 19. Vanderbilt scored at the end of quarter to head to the fourth with a 26-19 advantage.

Ole Miss scored next with a Lodge touchdown, but Vanderbilt responded with a field goal. Logan hit a field goal in response to send the game to OT, where Vanderbilt scored first and won the game, 36-29.

Ole Miss	3	10	6	10	0	29
Vanderbilt	0	12	14	3	7	36
1st Quarter						V-H
5:22	OM	L. Logan 32 yd field goal				3-0
2nd Quarter						
12:02	OM	L. Logan 20 yd field goal				6-0
9:41	OM	A. Brown 84 yd pass from J. Ta'amu (L. Logan kick)				13-0
5:44	VU	R. Guay 37 yd field goal				13-3
3:56	VU	TEAM 29 yd safety				13-5
1:02	VU	K. Lipscomb 2 yd pass from K. Shurmur (R. Guay kick)				13-12
3rd Quarter						
11:33	VU	K. Vaughn 1 yd run (R. Guay kick)				13-19
9:00	OM	L. Logan 22 yd field goal				16-19
6:26	OM	L. Logan 35 yd field goal				19-19
0:49	VU	C. Bolar 3 yd pass from K. Shurmur (R. Guay kick)				19-26
4th Quarter						
9:43	OM	D. Lodge 9 yd pass from J. Ta'amu (L. Logan kick)				26-26
5:20	VU	R. Guay 44 yd field goal				26-29
0:40	OM	L. Logan 32 yd field goal				29-29
OT						
15:00	VU	K. Lipscomb 5 yd pass from K. Shurmur (R. Guay kick)				29-36

Team Stats	OM	VU	Individual Leaders
First Downs	28	21	
Rushes-Yards	30-121	36-196	Rushing
Passing Yards	457	196	OM: I. Woullard 16-107
Comp.-Att.-Int.	32-52-2	22-35-1	VU: T. Williams, 25-127 (TD)
Total Plays-Yards	82-578	71-387	Passing
Fumbles	0	0	OM: J. Ta'amu, 32-52-457 (2 TD)
Penalties-Yards	2-39	5-216	VU: K. Mond, 22-34-191 (3 TD)
Punt Returns-Avg.	0-0.0	2-18.5	Receiving
KO Returns-Avg.	0-0	4-25.8	OM: A. Brown, 9-212 (TD)
Interceptions	0	1	D. Lodge, 9-117 (TD)
Possession Time	22:59	37:01	E. Moore, 7-52
3rd Down Conv.	5-15	3-13	VU: J. Pinkney, 6-85
4th Down Conv.	0-2	1-2	K. Lipscomb, 7-69 (2 TD)

GAME TWELVE

#18 MISSISSIPPI STATE 35, OLE MISS 3

Nov. 22, 2018
Attendance: 56,561 • Vaught-Hemingway Stadium • Oxford, Miss.

OXFORD, Miss. — Ole Miss struggled on both sides of the ball, losing 35-3 to No. 18 Mississippi State in the Egg Bowl at Vaught-Hemingway Stadium.

Prior to the game, Ole Miss honored the 19 members of its senior class in a ceremony on the field.

Despite the defeat, A.J. Brown further cemented his Ole Miss legacy, breaking the Rebels' single-season record for receptions, hauling in his 85th catch of the year early in the second quarter.

Ole Miss moved the ball into MSU territory on its opening drive, but Montez Sweat sacked Ta'amu on third down to halt the Rebels and force a punt.

The Bulldogs capitalized on a fumble as Kylin Hill punched in the game's first touchdown from nine yards out. Mississippi State doubled its lead on its following drive as Nick Fitzgerald scored on an eight-yard run.

The Rebels used a 14-yard rush by Isaiah Woullard and a 20-yard connection between Ta'amu and DaMarkus Lodge to set up for a 32-yard Luke Logan field goal to make it a 14-3 game.

Fitzgerald hit Dedrick Thomas for a nine-yard touchdown on the following play to put the Bulldogs ahead 21-3 at the break.

The Ole Miss defense opened the second half with a stop after a tackle for no gain by Myles Hartsfield on 3rd-and-2. However, Ta'amu was intercepted on the second play of the ensuing drive. The Bulldogs again found the end zone off of the Rebel turnover, taking a 28-3 lead on a nine-yard Fitzgerald run.

After a review, it was determined that the game clock had hit zero and the third quarter ended before the ball was snapped on a would-be touchdown from Matt Corral in relief to Brown. Corral was sacked twice to start the fourth quarter and the Rebel drive ended.

Mississippi State responded with a touchdown drive, ending in a 1-yard score on the ground by Aeris Williams.

The Ole Miss offense was unable to respond the rest of the way and the game ended 35-3 in favor of the Bulldogs.

Mississippi State	7	14	7	7	—	35
Ole Miss	0	3	0	0	—	3
1st Quarter						V-H
5:02	MS	K. Hill 6 yd run (J. Christmann kick)				7-0
2nd Quarter						
14:04	MS	N. Fitzgerald 8 yd run (J. Christmann kick)				14-0
6:46	OM	L. Logan 32 yd field goal				14-3
0:25	MS	D. Thomas 9 yd pass from N. Fitzgerald (J. Christmann kick)				21-3
3rd Quarter						
10:42	MS	N. Fitzgerald 9 yd run (J. Christmann kick)				28-3
4th Quarter						
7:21	MS	A. Williams 1 yd run (J. Christmann kick)				35-3

Team Stats	MS	OM	Individual Leaders
First Downs	23	13	
Rushes-Yards	51-309	29-37	Rushing
Passing Yards	111	152	OM: I. Woullard, 11-63
Comp.-Att.-Int.	11-18-0	13-25-2	MS: N. Fitzgerald, 18-117 (2 TD)
Total Plays-Yards	69-420	54-189	K. Hill, 17-108 (TD)
Fumbles	0	1	A. Williams, 11-64 (TD)
Penalties-Yards	3-35	3-24	Passing
Punt Returns-Avg.	1-0	0-0	OM: J. Ta'amu, 8-17-87
KO Returns-Avg.	2-24.5	1-10.0	M. Corral, 5-8-65
Interceptions	2	0	MS: N. Fitzgerald, 11-18-111 (TD)
Possession Time	36:14	23:46	Receiving
3rd Down Conv.	6-13	0-10	OM: A.J. Brown, 4-61
4th Down Conv.	0-0	1-2	D. Lodge, 3-54
			D. Knox, 3-28
			MS: J. Jackson, 2-31
			S. Guidry, 1-25
			T. Dedrick, 2-23 (TD)

SCORING DRIVES

Table with columns: Started at, Plays, Yards, Time, Result. Rows include vs. Texas Tech and Ole Miss 31-14-5-8-3-2-8.

Table with columns: Started at, Plays, Yards, Time, Result. Rows include vs. Southern Illinois and Ole Miss 35-3-4-5-10-2-5-7-48-30.

Table with columns: Started at, Plays, Yards, Time, Result. Rows include vs. Alabama and Ole Miss 25-1.

Table with columns: Started at, Plays, Yards, Time, Result. Rows include vs. Kent State and Ole Miss 23-29-25-12-34.

Table with columns: Started at, Plays, Yards, Time, Result. Rows include at LSU and Ole Miss 35-9-12-13-41-25.

Table with columns: Started at, Plays, Yards, Time, Result. Rows include vs. ULM and Ole Miss 22-39-3-34-28-26.

Table with columns: Started at, Plays, Yards, Time, Result. Rows include Ole Miss 2, 25, 8, 25.

Table with columns: Started at, Plays, Yards, Time, Result. Rows include at Arkansas and Ole Miss 25-23-21-16-3.

Table with columns: Started at, Plays, Yards, Time, Result. Rows include vs. Auburn and Ole Miss 25-29-25-18.

Table with columns: Started at, Plays, Yards, Time, Result. Rows include vs. South Carolina and Ole Miss 27-25-11-25-25-46.

Table with columns: Started at, Plays, Yards, Time, Result. Rows include at Texas A&M and Ole Miss 25-25-25.

Table with columns: Started at, Plays, Yards, Time, Result. Rows include at Vanderbilt and Ole Miss 11-6-16-25-26-10-39.

Table with columns: Started at, Plays, Yards, Time, Result. Rows include vs. Mississippi State and Ole Miss 34.

CHARTING BIG PLAYS

Table with columns: Player, 10-19, 20-29, 30-39, 40-49, 50+, Total. Rows include Ta'amou, Corral, TOTAL.

Table with columns: Player, 10-19, 20-29, 30-39, 40-49, 50+, Total. Rows include Phillips, Ta'amou, Woullard, Knight, Corral, Wells, Swinney, TOTAL.

Table with columns: Player, 10-19, 20-29, 30-39, 40-49, 50+, Total. Rows include Brown, Lodge, Moore, Metcalf, Sanders, Knox, Cooley, Phillips, Allen, Woullard, Weber, Battle, TOTAL.

IN THE RED ZONE

When the offense moves the ball inside the opponent's 20-yard line, the offense is considered to be in the "red zone," and in prime scoring position.

Table with columns: Game, Chances, TD, FG, TO, Downs, Missed FG, Half. Rows include vs. Texas Tech, Southern Illinois, Alabama, Kent State, at LSU, ULM, vs. Arkansas, Auburn, South Carolina, at Texas A&M, at Vanderbilt, Mississippi State, Totals, Opp. Totals.

Ole Miss Scoring Percentage: 89 % (48 of 54)
Opponents Scoring Percentage: 83 % (52 of 63)

Ole Miss Points Scored: 225
Opponents Points Scored: 269

2018 HONORS

A.J. BROWN | WR

- Associated Press All-America Third Team Offense
All-SEC Coaches' First Team Offense
Associated Press All-SEC First Team Offense
Football Writers Association of America All-America Second Team
Phi Steele All-America Team
Biletnikoff Award Semifinalist
Maxwell Award Watch List
Walter Camp Award Watch List
Midseason All-SEC Second Team (Pro Football Focus)
Week 6 Pro Football Focus SEC Team of the Week
C Spire Conerly Trophy Nominee
NFL Combine Invitee

BEN BROWN | OL

- SEC All-Freshman Team

VERNON DASHER | DB

- Week 2 Pro Football Focus SEC Team of the Week

VICTOR EVANS | DE

- Week 2 Pro Football Focus SEC Team of the Week

ALEX GIVENS | OL

- Week 1 Pro Football Focus National Team of the Week
Week 1 Pro Football Focus SEC Team of the Week

JACQUEZ JONES | LB

- SEC All-Freshman Team

JAYLON JONES | DB

- Week 1 Paul Hornung Award Honor Roll

DAWSON KNOX | TE

- Maxwell Award Watch List
NFL Combine Invitee

GREG LITTLE | OL

- All-SEC Coaches' First Team Offense
Associated Press All-SEC First Team Offense
Football Writers Association of America All-America Second Team
Sporting News All-America Second Team
Phi Steele All-America Second Team
Outland Trophy watch list
Earl Campbell Tyler Rose Award Finalist
Walter Camp All-America Second Team
Midseason All-America Second Team (Sports Illustrated, USA Today, Associated Press, Athlon)
Midseason All-SEC Second Team (Pro Football Focus)
Week 1 SEC Offensive Lineman of the Week
Week 2 Pro Football Focus SEC Team of the Week
Week 4 Pro Football Focus SEC Team of the Week
Week 7 Pro Football Focus SEC Team of the Week
NFL Combine Invitee

DAMARKUS LODGE | WR

- Week 6 Tyler Rose Award National Player of the Week
Week 6 Pro Football Focus National Team of the Week
Week 6 Pro Football Focus SEC Team of the Week
East-West Shrine Game Invitee
NFL Combine Invitee

LUKE LOGAN | K

- Week 1 SEC Co-Special Teams Player of the Week
Week 11 SEC Special Teams Player of the Week

D.K. METCALF | WR

- Biletnikoff Award Watch List
NFL Combine Invitee

JAVON PATTERSON | OL

- Wuerffel Trophy watch list
SEC Football Community Service Team
NFL Combine Invitee

SCOTTIE PHILLIPS | RB

- Midseason All-SEC Second Team (Pro Football Focus)
Week 1 SEC Offensive Player of the Week
Week 1 College Sports Madness SEC Player of the Week

SEAN RAWLINGS | OL

- Rimington Trophy Watch List
NFF William V. Campbell Semifinalist
Week 2 Pro Football Focus SEC Team of the Week
Week 7 Pro Football Focus SEC Team of the Week
East-West Shrine Game Invitee

MOMO SANOGO | LB

- Arthur Ashe Jr. Sports Scholar - Football, Third-Team
SEC Football Student-Athlete Leadership Council Member

QAADIR SHEPPARD | DE

- Week 4 Pro Football Focus SEC Team of the Week

JORDAN TA'AMU | QB

- Manning Award Watch List
Midseason All-SEC Second Team (Pro Football Focus)
Week 2 Pro Football Focus SEC Team of the Week
Week 4 Pro Football Focus SEC Team of the Week
Week 6 CFPA Co-National Performer of the Week
Week 7 SEC Co-Offensive Player of the Week
Week 7 Manning Award Star of the Week
East-West Shrine Game Invitee
NFL Combine Invitee

KEN WEBSTER | DB

- East-West Shrine Game Invitee
NFL Combine Invitee

ZEDRICK WOODS | DB

- East-West Shrine Game Invitee
NFL Combine Invitee

THE SOUTHEASTERN CONFERENCE

SEC COMMUNICATIONS

Address: 2201 Richard Arrington Blvd. North | Birmingham, AL 35203-1103

Office Phone Number: 205.458.3010 | Office Fax Number: 205.458.3030

WEEKLY TELECONFERENCES

The 14 SEC coaches will be featured on a weekly teleconference each Wednesday from 10 a.m. - 12:10 p.m. (CT) beginning August 28 and concluding November 20. Media representatives wishing to participate in the teleconference should consult the league's weekly release or contact the SEC Communications Office for further details.

A replay of each week's teleconference can be heard on the SEC's web site, www.secdigitalnetwork.com.

Each coach will appear on the teleconference for 10 minutes, according to the following schedule (All Times Central):

10:00 a.m.	Ed Orgeron, LSU
10:10 a.m.	Kirby Smart, Georgia
10:20 a.m.	Dan Mullen, Florida
10:30 a.m.	Derek Mason, Vanderbilt
10:40 a.m.	Nick Saban, Alabama
10:50 a.m.	Jeremy Pruitt, Tennessee
11:00 a.m.	Chad Morris, Arkansas
11:10 a.m.	Will Muschamp, South Carolina
11:20 a.m.	Matt Luke, Ole Miss
11:30 a.m.	Jimbo Fisher, Texas A&M
11:40 a.m.	Mark Stoops, Kentucky
11:50 a.m.	Joe Moorhead, Mississippi State
12:00 p.m.	Barry Odom, Missouri
12:10 p.m.	Gus Malzahn, Auburn

SEC EMAIL LIST

Information on SEC football will be e-mailed periodically throughout the season to accredited media around the country. To be added to the SEC Football e-mail list, please e-mail the SEC Communications Office at cdunlap@sec.org.

SEC ON THE WEB

The media and general public can obtain information on the Southeastern Conference on the Internet at www.secdigitalnetwork.com. There is also a media-only site that includes the latest SEC releases, photos, logos, standings, statistics, game previews, rosters, game releases, postgame statistics and notes. For login code and password information on the media site, please contact the SEC Media Relations Department.

For login code and password information on the media site, please contact the SEC Communications Department.

SEC HISTORY

The Southeastern Conference begins its 88th season of play in 2019. The league began play in 1933 with 13 schools - Alabama, Auburn, Florida, Georgia, Georgia Tech, Kentucky, LSU, Ole Miss, Mississippi State, Sewanee, Tennessee, Tulane, and Vanderbilt.

Alabama won the league's first conference title in 1933 by virtue of its 5-0-1 conference record.

Sewanee left the conference following the 1940 season while Georgia Tech left after the 1963 season and Tulane followed after the 1965 campaign. Arkansas and South Carolina entered the SEC prior to the 1992 season and Missouri and Texas A&M joined in 2012.

The SEC was the first conference to split into two divisions and have its regular season culminate in a conference

championship game. The first SEC Championship Game was held on Dec. 5, 1992 at Legion Field in Birmingham, Ala.

The SEC sponsors championships in 21 sports - 12 women's sports and nine men's sports. They include baseball, men's and women's basketball, men's and women's cross country, equestrian, football, men's and women's golf, gymnastics, soccer, softball, men's and women's swimming and diving, men's and women's tennis, men's and women's indoor and outdoor track and field and volleyball.

The SEC's mission statement reflects the priorities of the league. "The purpose of the Southeastern Conference is to assist its member institutions in the maintenance of programs of intercollegiate athletics which are compatible with the highest standards of education and competitive sports."

2018/2019 SEC NOTES

- For the 12th time in the last 13 seasons, a team from the SEC has advanced to the national championship game. The SEC has won nine of those 11 contests, with two of the losses coming in the game's final seconds.
- The SEC sent four teams to New Year's Six bowl games for the first time in 2018, only the second time in the College Football Playoff era a league has accomplished that feat.
- Since Florida in January 2009, five different teams from the SEC have played for the national championship. Four of those five have multiple appearances and at least one victory since 2007.
- Not counting games versus each other, the SEC is 6-3 all-time in College Football Playoff games, playing in four of the five CFP Championship Games (winning two of the five).
- The SEC Championship on December 1 was the most-watched and highest-rated regular-season college football game on any network in seven years with a 10.1/23 rating/share and 17.5 million viewers. It also marked the second most-watched SEC Championship ever in 26 years since the game debuted in 1992.
- Six of the Top-10 rated bowl games last season involved a team from the SEC, including three of the Top 5.
- The SEC is 82-51 (.617) in bowl games since 2006, the only FBS league with a .600 or better winning percentage and 23 wins more than the next closest conference.
- The SEC has now won 32 games in the last five postseasons and has sent no less than eight teams to post-season bowls in each of the last 12 seasons.
- Teams from the SEC have posted 77 wins in the last 11 seasons against non-conference Top 25 teams (at time game was played), an average of seven wins per season.
- In the five seasons of the College Football Playoff era, only four programs nationally have been ranked No. 1 in the weekly CFP Top-25 Poll) which begins in late October each year) - three of those four programs are from the SEC.
- Eight different SEC teams, six from the SEC Western Division, have made BCS/New Year's Six bowl game appearances since 2006: Alabama, Arkansas, Auburn, Florida, Georgia, LSU, Ole Miss and Mississippi State.
- With Georgia and Alabama both earning victories in the CFP Semifinals in 2017, the national championship game featured two SEC teams for the second time in the last eight seasons.

SEC STAFF

GREG SANKEY
COMMISSIONER



HERB VINCENT
ASSOCIATE
COMMISSIONER



CHUCK DUNLAP
DIRECTOR OF
COMMUNICATIONS
(Football Contact)



CRAIG PINKERTON
DIRECTOR OF
COMMUNICATIONS



TAMMY WILSON
DIRECTOR OF
COMMUNICATIONS



BEN BEATY
ASSISTANT DIRECTOR OF
COMMUNICATIONS



JILL SKOTARCZAK
ASSISTANT DIRECTOR OF
COMMUNICATIONS



2018 FINAL SEC STANDINGS

EASTERN DIVISION

	SEC	PCT.	PF	PA
1 - Georgia	7-1	.875	276	151
Kentucky	5-3	.625	146	132
Florida	5-3	.625	209	205
South Carolina	4-4	.500	230	243
Missouri	4-4	.500	247	196
Vanderbilt	3-5	.375	208	235
Tennessee	2-6	.250	162	289

WESTERN DIVISION

	SEC	PCT.	PF	PA
2 - Alabama	8-0	1.000	374	113
Texas A&M	5-3	.625	242	251
LSU	5-3	.625	237	203
Mississippi State	4-4	.500	154	115
Auburn	3-5	.375	178	197
Ole Miss	1-7	.125	176	328
Arkansas	0-8	.000	138	319

ALL	PCT.	PF	PA
11-3	.785	530	269
10-3	.769	346	219
10-3	.769	455	260
7-6	.538	391	354
8-5	.615	476	331
6-7	.461	370	346
5-7	.416	273	335

ALL	PCT.	PF	PA
14-1	.933	684	271
9-4	.692	468	329
10-3	.769	421	283
8-5	.615	371	171
8-5	.615	402	249
5-7	.416	407	434
2-10	.166	260	417

1 - Eastern Division Champion 2 - Western Division Champion & CFP National Championship Representative

SEC CHAMPIONSHIP GAME

Dec. 1, 2018 • Atlanta, Ga. • Mercedes Benz Stadium • 76,534 • Alabama 35, Georgia 28

2018-19 SEC BOWL RESULTS

Academy Sports + Outdoors Texas Bowl
Baylor 45, Vanderbilt 38
Dec. 27, 2018 • 51,104 • Houston, Texas

Franklin American Mortgage Music City Bowl
Auburn 63, Purdue 14
Dec. 28, 2018 • 59,024 • Nashville, Tenn.

Chick-Fil-A Peach Bowl
Florida 41, Michigan 15
Dec. 29, 2018 • 74,006 • Atlanta, Ga.

Belk Bowl
Virginia 28, South Carolina 0
Dec. 29, 2018 • 48,263 • Charlotte, N.C.

Capital One Orange Bowl - CFP Semifinal
Alabama 45, Oklahoma 34
Dec. 29, 2018 • 66,203 • Miami Gardens, Fla.

Taxslayer Gator Bowl
Texas A&M 52, NC State 13
Dec. 31, 2018 • 38,206 • Jacksonville, Fla.

Autozone Liberty Bowl
Oklahoma 38, Missouri 33
Dec. 31, 2018 • 51,587 • Memphis, Tenn.

Allstate Sugar Bowl
Texas 28, Georgia 21
Jan. 1, 2019 • 71,449 • New Orleans, La.

PlayStation Fiesta Bowl
LSU 40, UCF 32
Jan. 1, 2019 • 57,246 • Glendale, Ariz.

VRBO Citrus Bowl
Kentucky 27, Penn State 24
Jan. 1, 2019 • 59,167 • Orlando, Fla.

Outback Bowl
Iowa 27, Mississippi State 22
Jan. 1, 2019 • 40,518 • Tampa, Fla.

CFP National Championship Game Presented by AT&T
Clemson 44, Alabama 16
Jan. 7, 2019 • 74,814 • Santa Clara, Calif.

2018-19 SEC BOWL TIE-INS

Walk-On's Independence Bowl
SEC vs. ACC/Notre Dame
Thurs., Dec. 26 • 3:00 p.m. • ESPN • Shreveport, La.

Academy Sports + Outdoors Texas Bowl
SEC vs. Big 12
Fri., Dec. 27 • 5:45 p.m. • ESPN • Houston, Texas

Goodyear Cotton Bowl
At-Large vs. At-Large
Sat., Dec. 28 • 11:00 a.m. • ESPN • Arlington, Texas

PlayStation Fiesta Bowl - CFP Playoff Semifinal
At-Large vs. At-Large
Sat., Dec. 28 • 3:00 or 7:00 p.m. • ESPN • Glendale, Ariz.

Franklin American Mortgage Music City Bowl
SEC vs. ACC/Big Ten/Notre Dame
Mon., Dec. 30 • 3:00 p.m. • ESPN • Nashville, Tenn.

Capital One Orange Bowl
ACC vs. Big Ten/SEC/Notre Dame
Mon., Dec. 30 • 7:00 p.m. • ESPN • Miami Gardens, Fla.

Belk Bowl
SEC vs. ACC/Notre Dame
Tues., Dec. 31 • 11:00 a.m. • ESPN • Charlotte, N.C.

AutoZone Liberty Bowl
SEC vs. Big 12
Tues., Dec. 31 • 2:45 p.m. • ESPN • Memphis, Tenn.

VRBO Citrus Bowl
SEC vs. ACC/Big Ten/Notre Dame
Wed., Jan. 1 • 12:00 p.m. • ABC • Orlando, Fla.

Allstate Sugar Bowl
SEC vs. Big 12
Wed., Jan. 1 • 7:45 p.m. • ESPN • New Orleans, La.

Outback Bowl
SEC vs. Big Ten
Wed., Jan. 1 • 12:00 p.m. • ESPN • Tampa, Fla.

Chick-Fil-A Peach Bowl - CFP Playoff Semifinal
At-Large vs. At-Large
Tues., Jan. 1 • 12:00 p.m. • ESPN • Atlanta, Ga.

Birmingham Bowl
SEC vs. American
Thurs., Jan. 2 • 2:00 p.m. • ESPN • Birmingham, Ala.

TaxSlayer Gator Bowl
SEC vs. Big Ten/ACC/Notre Dame
Thurs., Jan. 2 • 6:00 p.m. • ESPN • Jacksonville, Fla.

CFP National Championship
Semifinal Winners
Mon., Jan. 13 • 7:00 p.m. • ESPN • New Orleans, La.

OLE MISS TEAM STATS AND RANKINGS

Scoring Offense (6th in SEC, 30th in NCAA)..... 33.9 ppg
 Scoring Defense (14th in SEC, 113th in NCAA) 36.2 ppg
 Total Offense (2nd in SEC, 9th in NCAA) 510.5 ypg
 Total Defense (14th in SEC, 121st in NCAA) 483.4 ypg
 Passing Offense (1st in SEC, 5th in NCAA)..... 346.4 ypg
 Passing Defense (13th in SEC, 111th in NCAA) 261.7 ypg
 Rushing Offense (11th in SEC, 72nd in NCAA)..... 164.1 ypg
 Rushing Defense (14th in SEC, 116th in NCAA)..... 221.8 ypg
 Kickoff Returns (8th in SEC, 56th in NCAA) 20.86 yds/ret
 Punt Returns (13th in SEC, 125th in NCAA) 3.27 yds/ret
 Pass Efficiency (3rd in SEC, 11th in NCAA) 154.76 Eff.
 Net Punting (12th in SEC, 102nd in NCAA)..... 35.71
 Turnover Margin (9th in SEC, 57th in NCAA) 0.08
 First Downs (6th in SEC, 36th in NCAA) 24.08 pg
 First Downs Allowed (12th in SEC, 119th in NCAA) 25.03 pg
 3rd Down Conversions (13th in SEC, 108th in NCAA) 35.3
 Opp. 3rd Down Conv. (13th in SEC, 84th in NCAA) 40.5%
 4th Down Conversions (6th in SEC, 74th in NCAA) 50.0%
 Opp. 4th Down Conv. (10th in SEC, 70th in NCAA) 52.2%
 Tackles For Loss (10th in SEC, 82nd in NCAA) 6.33 pg
 Sacks By (12th in SEC, 90th in NCAA) 1.83 pg
 Fewest Sacks Against (11th in SEC, 97th NCAA) 2.67 pg
 Fewest Penalty Yards (14th in SEC, 108th in NCAA) 66.83 ypg
 Field Goal Accuracy (5th in SEC) 79.2%
 PAT Kicking (10th in SEC) 95.6%
 Time of Possession (13th in SEC) 26:58 mpg

INDIVIDUAL STATS AND RANKINGS

- RUSHING YARDS**
 - Trayveon Williams (Texas A&M)- 3rd in NCAA 1,760
 - Scottie Phillips (Ole Miss)- 77th in NCAA 928
- RECEIVING YARDS**
 - A.J. Brown (Ole Miss) - 6th in NCAA 110 ypg
- RECEPTIONS**
 - A.J. Brown (Ole Miss) - 10th in NCAA 7.1 pg
- ALL PURPOSE YARDS**
 - Trayveon Williams (Texas A&M)- 5th in NCAA 156.77
 - A.J. Brown (Ole Miss) - 56th in NCAA 110.0 ypg
- PASSING YARDS**
 - Jordan Ta'amu (Ole Miss)- 4th in NCAA 326.5 ypg
- PASS EFFICIENCY**
 - Tua Tagovailoa (Alabama)- 1st in NCAA 199.4
 - Jordan Ta'amu (Ole Miss)- 18th in NCAA 153.5
- TOTAL OFFENSE**
 - Jordan Ta'amu (Ole Miss)-3rd in NCAA 355.0 ypg
- PUNTING**
 - Braden Mann (Texas A&M) - 1st in NCAA 51.0 ypp
 - Mac Brown (Ole Miss)- 63rd in NCAA 41.3 ypp
- SCORING**
 - Cole Tracy (LSU)- 7th in NCAA 9.9 ypp
 - Luke Logan (Ole Miss)- 10th in NCAA 9.3 ypp
- FIELD GOALS**
 - Cole Tracy (LSU) - 2nd in NCAA 2.23 ypp
 - Luke Logan (Ole Miss) - 5th in NCAA 1.83 pg
- FIELD GOAL PERCENTAGE**
 - Evan McPherson (Florida) -6th in NCAA895
 - Luke Logan (Ole Miss) - 29th in NCAA815
- TACKLES**
 - De'Jon Harris (Arkansas) - 25th in NCAA 9.8 pg
 - Mohamed Sanogo (Ole Miss) - 38th in NCAA 9.3 pg
- TACKLES FOR LOSS**
 - Josh Allen (Kentucky) -6th in NCAA 1.7 pg
- INTERCEPTIONS**
 - Grant Delpit (LSU) - 14th in NCAA 0.40 ypp
 - Ken Webster (Ole Miss) - 128th in NCAA 0.20 ypp
- FUMBLES FORCED**
 - Jachal Polite (Florida) - 1st in NCAA 0.46 pg

* Note: The NCAA does not rank all of the statistical categories listed above.

OLE MISS SEC STATISTICAL CHAMPIONS - TEAM

RUSHING DEFENSE

Year	Games	Plays	Gain	Loss	Net	Avg
1954	10	374	1274	373	901	90.1
1960	10	386	1315	434	881	88.1
1963	9	316	1000	301	699	77.7
1966	10	408	1231	490	741	74.1
1993	11	463	1584	457	1127	102.5

PASSING DEFENSE

Year	Games	Att	Comp	Pct	Int	Yards	Avg	TD
1956	10	118	48	.407	21	506	50.6	1
1961	10	149	58	.389	13	649	64.9	1
1962	9	146	60	.411	7	670	74.4	2
1963	9	123	47	.382	13	522	58.0	3
1994	11	300	134	.450	19	1707	155.2	13
2001	11	275	136	.495	12	1774	161.3	12

TOTAL DEFENSE

Year	Games	Plays	Gain	Loss	Net	Avg
1954	10	536	901	822	1723	172.3
1956	10	572	1449	506	1955	195.5
1962	9	446	610	670	1280	142.2
1963	9	439	699	522	1221	135.7
1986	11	777	1661	1484	3145	285.9
1993	11	724	1127	1453	2580	234.6

RUSHING OFFENSE

Year	Games	Att	Yards	Avg	Year	Games	Att	Yards	Avg
1949	10	531	2529	252.9	1960	10	475	2283	228.3
1957	10	582	3063	306.3	1961	10	472	2362	236.2
1958	10	503	2096	209.6	1962	9	467	2152	239.2
1959	10	528	2394	239.4					

PASSING OFFENSE

Year	Games	Att	Comp	Pct	Int	Yards	Avg	TD
1949	10	149	67	.449	20	1335	133.5	7
1954	10	175	81	.436	9	1554	155.4	10
1956	10	173	79	.457	16	1215	121.5	7
1959	10	170	81	.476	16	1215	121.5	7
1961	10	202	109	.540	8	1827	182.7	19
1963	9	191	104	.545	12	1506	167.3	17
1980	11	295	164	.556	20	2045	185.9	13
2003	13	449	282	.628	10	3718	286.0	31
2015	13	489	318	.650	14	4351	334.7	35
2016	12	483	289	.598	14	3779	314.9	27
2017	12	343	281	.819	13	3941	328.4	28
2018	12	441	282	.639	9	4157	346.4	21

TOTAL OFFENSE

Year	Games	Plays	Rush	Pass	Total	Avg
1949	10	680	2529	1335	3864	386.4
1951	10	701	2796	930	3726	372.6
1952	10	748	2429	1404	3833	383.3
1954	10	664	2321	1554	3875	387.5
1955	10	609	2294	1102	3396	339.6
1957	10	666	3063	499	3562	356.2
1959	10	698	2394	1295	3690	368.6
1960	10	646	2283	1343	3626	362.6
1961	10	674	2362	1827	4189	418.9
1962	9	628	2153	1228	3281	364.5
1963	9	602	1438	1506	2944	326.9
1980	11	829	2241	2045	4286	389.6
2003	13	940	1913	3718	5631	433.2
2015	13	952	2380	4351	6731	517.8

SCORING OFFENSE

Year	Games	Points	Avg
1954	10	283	28.3
1955	10	251	25.1
1957	10	232	23.2
1959	10	329	32.9
1960	10	266	26.6
1961	10	326	32.6
1963	9	207	23.0
2003	13	442	34.0
2015	13	531	40.8

SCORING DEFENSE

Year	Games	Points	Avg
1954	10	47	4.7
1959	10	21	2.1
1963	9	33	3.7
1993	11	142	12.9
2014	13	208	16.0

PASS EFFICIENCY OFFENSE

Year	Games	Att	Comp	Int	Pct	Yards	TD	Effic
2003	13	449	282	10	.628	3718	31	150.7

NET PUNTING

Year	Punts	Yds	Avg	No/Ret	Yds/Ret	Avg
1984	66	2907	44.0	22	139	44.9
1989	62	2430	39.2	15	63	38.2
1990	54	2088	38.7	17	39	37.9
2003	60	2574	42.9	23	233	39.0

KICKOFF RETURNS

Year	No	Yds	Avg	TD
1986	32	691	21.6	1
2001	33	805	24.4	1
2003	36	853	23.7	0
2017	38	939	24.7	1

3RD DOWN CONVERSIONS

Year	Games	Conv	Att	Pct.
2000	11	75	164	45.7
2003	13	83	182	45.6

4TH DOWN CONVERSIONS

Year	Games	Conv	Att	Pct.
2012	13	13	18	72.2

FIELD GOALS

Year	Games	Made	Att	Pct
1999	11	14	16	.875
2003	13	25	29	.862
2010	12	16	18	.889
2016	12	22	23	.957

PAT KICKING

Year	Games	Made	Att	Pct
1999	11	36	36	1.000
2003	13	49	49	1.000
2008	13	52	52	1.000
2012	13	49	49	1.000
2015	13	66	66	1.000

SACKS

Year	Games	Sacks	Yards	Avg/G
2008	13	38	292	2.9

FEWEST SACKS AGAINST

Year	Games	Sacks	Yards
2000	11	7	50
2001	11	10	65
2010	12	14	81

RED ZONE OFFENSE

Year	Games	Scores	Pct.	TDs	FGs	TurnO
2012	13	41-45	91.1	30	11-14	1

OPPONENT 3RD DOWN CONVERSIONS

Year	Games	Conv	Att	Pct.
2014	13	65	197	33.0

OLE MISS SEC STATISTICAL CHAMPIONS - INDIVIDUAL

RUSHING CHAMPIONS

Year	Name	Att	Gain	Loss	Net	Avg	TD
1949	John Dottley	208	1355	43	1312	6.3	14
1950	John Dottley	191	1057	50	1007	5.3	14
1959	Charlie Flowers	141	742	9	733	5.2	11
1967	Steve Hindman	215	844	15	829	3.9	5

PASSING CHAMPIONS

Year	Name	Comp	Att	Int	Pct	Yds	TD
1947	Charlie Conerly	133	233	7	.570	1367	18
1956	Ray Brown	40	84	8	.476	653	4
1959	Jake Gibbs	46	94	2	.489	755	6
2003	Eli Manning	275	441	10	.624	3600	29
2015	Chad Kelly	298	458	13	.651	4042	31
2016	Chad Kelly	205	328	8	.625	2758	19
2017	Shea Patterson	166	260	9	.638	2259	17

RECEIVING CHAMPIONS

Year	Name	No	Yds	Avg	TD
1947	Barney Poole	52	513	9.9	8
1949	Jack Stribling	22	598	27.2	5
2009	Shay Hodge	70	1135	16.2	8
2015	Laquon Treadwell	82	1153	14.1	11
2017	A.J. Brown	75	1252	16.7	11
2018	A.J. Brown	85	1320	15.5	6

ALL-PURPOSE CHAMPIONS

Year	Name	Rush	Rec	KR	PR	Total	Avg.
1999	Deuce McAllister	809	201	652	30	1692	169.2

TOTAL OFFENSE CHAMPIONS

Year	Name	Plays	Rush	Pass	Net	Avg/Play	Avg/Gm
1949	John Dottley	208	1312	0	1312	6.3	131.2
1957	Ray Brown	152	530	308	838	5.5	83.8
1959	Jake Gibbs	156	228	755	983	6.3	98.3
1972	Norris Weese	317	542	917	1459	4.6	145.9
1979	John Fourcade	319	493	1521	2014	6.3	183.1
1980	John Fourcade	411	402	1897	2299	5.6	209.0
2003	Eli Manning	489	-28	3600	3572	7.3	274.8
2015	Chad Kelly	565	500	4042	4542	8.0	349.4
2016	Chad Kelly	409	332	2758	3090	7.6	343.3
2017	Shea Patterson	307	-16	2259	2243	7.3	320.4
2018	Jordan Ta'amu	534	342	3918	4260	7.9	355.0

TANDEM OFFENSE CHAMPIONS

Year	Name	Rush	Pass	Rec	Total	Avg	TD Resp
1972	Norris Weese	542	917	0	1459	245.9	16

SCORING CHAMPIONS

Year	Name	TD	PAT	FG	TP
1935	Ray Hapes, HB	12	2	0	74
1938	Parker Hall, TB	11	6	0	72
1940	Merle Hapes, FB	12	0	0	72
1947	Charlie Conerly, TB	9	0	0	54
1949	John Dottley, FB	14	0	0	84
1955	Paige Cothren, FB	6	25-20	6	74
1959	Charlie Flowers, FB	11	0	0	66
2000	Deuce McAllister, RB	17	0	0	102
2003	Jonathan Nichols, PK	0	49	25	124

TOUCHDOWN RESPONSIBILITY

Year	Name	No	Rushing	Passing
1938	Parker Hall	22	11	11
2015	Chad Kelly	41	10	31

KICKOFF RETURNS LEADER

Year	Name	No	Yds	TD	Avg
1985	Willie Goodloe	22	506	0	23.0
1986	J. R. Ambrose	13	353	1	27.2
1996	John Avery	17	473	2	27.8

FIELD GOALS MADE

Year	Name	Games	Made	Att	Pct
2004	Jonathan Nichols	11	20	27	74.1

FIELD GOAL PERCENTAGE

Year	Name	Games	Made	Att	Pct
2016	Gary Wunderlich	12	22	23	95.7

PAT KICKING PCT LEADER

(SEC minimum: 32 attempts)

Year	Name	Games	Made	Att	Pct
1999	Les Binkley	11	36	36	1.000
2003	Jonathan Nichols	13	49	49	1.000
2008	Joshua Shene	13	52	52	1.000
2015	Gary Wunderlich	13	63	63	1.000

PUNTING CHAMPIONS

Year	Name	No	Yards	Avg
1964	Frank Lambert	50	2205	44.1
1968	Julian Fagan	75	3120	41.6
1977	Jim Miller	66	3029	45.9
1978	Jim Miller	76	3283	43.2
1979	Jim Miller	53	2362	44.6
1986	Bill Smith	57	2522	44.3
2010	Tyler Campbell	60	2782	46.4

INTERCEPTION CHAMPIONS

Year	Name	No	Yards	TD
1949	Bobby Wilson	10	70	0
1955	John Blalack	5	94	1
1958	Jimmy Hall	4	58	0
1965	Gerald Warfield	8	86	0
1972	Harry Harrison	9	129	0
1983	Roger Clark	4	31	0
1987	Todd Sandroni	7	47	0
1988	Todd Sandroni	7	33	1
1993	Alundis Brice	7	98	2
2013	Cody Prewitt	6	52	0
2014	Senquez Golson	10	162	1

PASSES DEFENDED

Year	Name	Games	BrUp	Int	Total
2000	Ken Lucas	11	25	5	30
2014	Senquez Golson	13	8	10	18
2015	Trae Elston	13	14	4	18

TACKLE LEADER

Year	Name	Tackles (S-A)	Sacks	TFL	Int
1993	Abdul Jackson	140 (65-75)	0 (0)	5 (19)	0
1994	Abdul Jackson	139 (77-62)	0 (0)	5 (19)	0
2005	Patrick Willis	128 (90-38)	3.0-28	9.5-42	1
2006	Patrick Willis	137(87-50)	3.0-25	11.5-44	0

SACKS LEADER

Year	Name	Solo	Ast	Yds	Total	Avg/G
2007	Greg Hardy	10	0	72	10.0	1.00

TACKLES FOR LOSS LEADER

Year	Name	Games	Solo	Ast.	Yds	Total	Avg/G
2008	Peria Jerry	12	13	10	80	18.0	1.50

HISTORY OF OLE MISS FOOTBALL

The University of Mississippi boasts a long and colorful football history, which includes the formation of the first football team in the state, as well as one of the most successful programs in the history of collegiate football.

In its 124-season history, the Ole Miss football program has claimed three national championships (1959, 1960 and 1962), six Southeastern Conference titles (1947, 1954, 1955, 1960, 1962, and 1963), and one SEC Western Division title (2003). In addition, Ole Miss has produced 58 first team All-America selections and 177 first team All-SEC selections, appeared in 37 bowl games with 24 wins, and sent more than 300 players into the professional ranks.

REBEL FOOTBALL BEGINNINGS

The beginnings of the program can be traced all the way back to 1890 when Dr. A.L. Bondurant, who would later serve as Dean of the Graduate School, urged Ole Miss students to help in the formation of an Athletic Association in the interests of football, baseball and tennis. Such a group became a reality a short while later, and in 1893, a football team was organized, with Bondurant serving as the manager-coach.

That first squad set a precedent that was to become an Ole Miss tradition, winning four of five games during that maiden season, including a 56-0 victory over Southwest Baptist University of Jackson, Tenn., in the inaugural game on Nov. 11, 1893.

Early financial matters were the responsibility of the manager. Support came largely from the Athletic Association, which was made up of a combination of students and faculty members willing to back the athletes by payment of a small fee.

Although it has never been documented, it is thought that C.D. Clark of Tufts was the first paid football coach at Ole Miss. His name appears as manager of the team, as shown in the Ole Miss Magazine, dated November 1894.

THE PRE-WWII YEARS

Prior to 1925, a total of 22 coaches took their turn as head coach at Ole Miss with only seven heading up the program for more than one season. Those early years were characterized by periods of both prosperity and difficulty: 1883-95, 12-3; 1896-1908, 24-36-1; 1909-14, 33-17-4; and 1915-24, 30-48.

Since the formation of the Athletics Committee in 1925, the Rebels have had just 16 head coaches, with three of those also handling the dual responsibility of athletic director. The establishment of the committee on a faculty-alumni basis (a student representative has since been added) seemed to re-establish alumni support for the football program and a bright future lay ahead.

Homer Hazel of Rutgers served as the head coach from 1925-29, winning 21 games, losing 22 and tying three before being succeeded by Ed Walker, a Stanford graduate, in 1930. While Walker's record was a modest 38-38-8 over his eight-year stay, he firmly established the direction of the football program. He took Ole Miss to its first bowl game in 1935, with the Rebels falling to Catholic University, 20-19 in the Orange Bowl. He also coached the Rebels' first All-America first-teamer, Bruiser Kinard, in 1936. Kinard, who also earned All-America first-team honors in 1937, would be the first of 58 Rebels to earn the prestigious national accolade.

Under Walker's tenure, Ole Miss took another step



First Ole Miss All-American Bruiser Kinard (left)

to help cement a solid future for Rebel football and other athletic teams when they became a charter member of the SEC in 1933. The Rebels have competed in the league ever since. Prior to joining the SEC, Ole Miss had competed in the Southern Conference from 1922-32.

Harry Mehre, from Notre Dame, became the head coach in 1938 and put together a pre-war record of 39-26-1, which included several notable victories. Mehre led Ole Miss to its first ever victory over Vanderbilt in 1939, its first win in 11 years over LSU in 1938, and its first win over Tulane in 25 seasons in 1941.

The post-war period would prove to be the Rebels' most glorious era as C.M. "Tad" Smith, a member of the Ole Miss athletic family since 1929, succeeded Mehre as director of athletics. Smith would serve as athletic director for 25 years before retiring on Feb. 1, 1971.

Harold (Red) Drew of Bates was brought in as head coach in 1946 and Ole Miss football stood on the verge of becoming one of the most powerful and respected programs in the country. A long-time assistant coach at Alabama, Drew remained at Ole Miss just one season before returning to Tuscaloosa as head coach, but his brief stay would prove to change the course of Rebel football.

VAUGHT PLACES OLE MISS ON NATIONAL FOOTBALL MAP

John Vaught, a line coach under Drew and a former All-American at TCU, remained in Oxford as head coach in 1947 and led the Ole Miss program to national prominence over the next 24 years.

In his first season at the helm in 1947, the Rebels posted a 9-2 record and won the first of six SEC crowns (1947, 1954, 1955, 1960, 1962, 1963). That 1947 season also saw Ole Miss great Charlie Conerly become the first Rebel player to be a contender for the Heisman Trophy, placing fourth in the voting for the prestigious honor. Vaught's first year proved to be a sign of good things to come for Ole Miss. During his 24-year tenure, the Rebels would have only one losing campaign.

Vaught's squads, however, didn't stop at just winning league titles. The Rebels also claimed three national championships in 1959, 1960 and 1962. Ole Miss won the 1959 Dunkel System national crown, the

1960 Football Writers Association of America, Dunkel System, Williamson System national championships, and the 1962 Litkenhous Ratings national title. Vaught's 1959 squad, which was honored as the "SEC Team of the Decade," was ranked the third best collegiate football team from 1956 to 1995, according to the Jeff Sagarin Ratings released in January of 1996.

SIX SEC TITLES

1947.....	9-2
1954.....	9-2
1955.....	10-1
1960.....	10-0-1
1962.....	10-0
1963.....	7-1-2

Ole Miss
TRADITION OF EXCELLENCE

- ✓ 3 National Titles
- ✓ 6 SEC Championships
- ✓ 1 SEC Western Division Championship
- ✓ 58 First Team All-America Selections
- ✓ 294 Professional Draft Selections
- ✓ Ranks T-22nd Nationally with 36 Bowl Appearances
- ✓ Ranks 16th Nationally with 23 Bowl Victories and Third in Winning Percentage (.639)
- ✓ 177 First Team All-SEC Selections

The Rebels were also among the winningest programs in the country under Vaught during the 1950s and 1960s. From 1950-59, Ole Miss posted an 80-21-5 record (.778 winning percentage). The 80 wins and 77.8 winning percentage were second to only Oklahoma during that decade. In the 1960s, Vaught guided the Rebels to a 72-20-6 record and a 76.5 winning percentage, which was the fourth best during that decade.

Under Vaught's guidance, Ole Miss made Hemingway Stadium (later named Vaught-Hemingway Stadium) one of the toughest places in the nation for opposing teams to play. In his 24 seasons at the helm, Vaught's

teams compiled an impressive 57-6-2 record in Oxford for an astounding 89.2 winning percentage. From 1952-1964, the Rebels put together an incredible 34-game homefield unbeaten streak (33-0-1), including 21-straight victories from 1952-59.

In the 1950s and 1960s under Vaught, Ole Miss was a fixture in the national polls. The Rebels were ranked atop the Associated Press poll for three weeks during the 1960 season and one week during the 1961 campaign. In 1964, Ole Miss was ranked preseason No. 1 in the Associated Press poll.

Vaught also made going to postseason play the

norm rather than the exception for the Rebel football program. Ole Miss played in 15 consecutive bowl games from 1957-71 which, at that time, was a national record. In all, Vaught led Ole Miss to 18 bowl game appearances, posting a 10-8 record in those contests. For his efforts, Vaught was named SEC Coach of the Year six times (1947, 1948, 1954, 1955, 1960, 1962).

During his time at the helm, Vaught coached some of the best players ever to wear the Red & Blue. In 24 seasons, Vaught produced 26 All-America first-teamers. He also coached four players who finished in the top five in the Heisman Trophy voting. Along with Conerly in 1947, Charlie Flowers (5th in 1959), Jake Gibbs (3rd in 1960) and Archie Manning (4th in 1969, 3rd in 1970) were in the running for college football's top honor.

Failing health forced Vaught to resign his position in 1970 and the reins of the Ole Miss football program were turned over to Billy Kinard.

THE POST-VAUGHT YEARS

Kinard became the first Ole Miss alumnus to lead the football program, while Frank "Bruiser" Kinard, an offensive line coach under Vaught since 1948, was named to replace Smith as athletic director that same year.

The Rebels went 16-9 under Billy Kinard, including a 10-2 record and a 41-18 Peach Bowl victory over Georgia Tech in his first year in 1971. Kinard's 10 victories in '71 are tied for fourth most by a first-year head coach in NCAA Division I history.

Kinard coached the Rebels through the 1972 campaign and the third contest of the 1973 season before startling developments following the Sept. 22, 1973, game with Memphis State saw both Kinards replaced by Vaught. Vaught returned to the field to guide the Rebels through the remainder of the 1973 season while also taking on the responsibility of athletic director.

Following the 1973 football campaign, Vaught resigned once again as head coach, but remained on as athletic director. His final record with the Rebels was an amazing 190-61-12. The 190 victories still rank Vaught among the top 50 winningest coaches in NCAA Division I history, and he is the fifth-winningest coach in SEC history behind Bear Bryant's (Alabama) 292 wins, Steve Spurrier's (Florida/South Carolina) 208 wins, Vince Dooley's (Georgia) 201 victories and Dan McGugin's (Vanderbilt) 197 victories. In 1979, Vaught was inducted in the National College Football Hall of Fame.

Ken Cooper, an assistant under Kinard since 1971, was named head coach on Jan. 17, 1974, and took Ole Miss through the 1977 season. Cooper compiled a 21-23 record during his four years at the helm, and his tenure is probably best remembered for one hot and humid day in September 1977. In one of the most memorable games in Rebel football history, Ole Miss upset Notre Dame, 20-13 in Mississippi Memorial Stadium on Sept. 17, 1977, in Jackson. That loss was the Irish's lone setback of the 1977 campaign, as Notre Dame finished the season with an 11-1 record and claimed the national title.

Following the 1977 season, Steve Sloan was hired as the new Rebel boss and began his five-year stint in 1978. Sloan posted a 20-34 record from 1978-82.

BREWER RETURNS

After stepping outside the Ole Miss family football tree the previous nine seasons, Ole Miss looked for a familiar face to lead the football program, and the Rebels found that person when Billy Brewer returned to Oxford to take over as head coach in December of 1982.

In his first season in 1983, Brewer put the Ole Miss

REBEL NATIONAL CHAMPIONSHIP TEAMS



The 1959 Ole Miss Rebels
National Champions: Berryman, Dunkel and Sagarin



The 1960 Ole Miss Rebels
National Champions: Football Writers, Billingsley, DeVold, Dunkel, Football Research, National Championship Foundation and Williamson



The 1962 Ole Miss Rebels
National Champions: Billingsley, Litkenhous and Sagarin

OLE MISS AND THE HEISMAN TROPHY VOTE

1947

1. John Lujack, Notre Dame
2. Bob Chappuis, Michigan
3. Doak Walker, Southern Methodist
4. **CHARLIE CONERLY, OLE MISS**
5. Harry Gilmer, Alabama

1959

1. Billy Cannon, LSU
2. Richie Lucas, Penn State
3. Don Meredith, Southern Methodist
4. Bill Burrell, Illinois
5. **CHARLIE FLOWERS, OLE MISS**

1960

1. Joe Bellino, Navy
2. Tom Brown, Minnesota
3. **JAKE GIBBS, OLE MISS**
4. Ed Dyas, Auburn
5. Bill Kilmer, UCLA

1969

1. Steve Owens, Oklahoma
2. Mike Phipps, Purdue
3. Rex Kern, Ohio State
4. **ARCHIE MANNING, OLE MISS**
5. Mike Reid, Penn State

1970

1. Jim Plunkett, Stanford
2. Joe Theismann, Notre Dame
3. **ARCHIE MANNING, OLE MISS**
4. Steve Worster, Texas
5. Rex Kern, Ohio State

2003

1. Jason White, Oklahoma
2. Larry Fitzgerald, Pittsburgh
3. **ELI MANNING, OLE MISS**
4. Chris Perry, Michigan
5. Darren Sproles, Kansas State



Charlie Conerly




Charlie Flowers



Jake Gibbs



Archie Manning



Eli Manning



program on the road back to national prominence. Brewer guided the Rebels to their first winning regular season since 1977 with a 7-4 mark. The Rebels received their first bowl game invitation since 1971 and met Air Force in the Independence Bowl. Ole Miss dropped a 9-3 decision to the Falcons and finished with a 7-5 record.

Brewer followed his first season with 10 more at the helm of the Rebel program. During his tenure, he led the Rebels to five more winning seasons and four additional bowls, including Ole Miss' 1990 New Year's Day Gator Bowl appearance. The Jan. 1 bowl game was the program's first since 1969. Brewer was named SEC Coach of the Year in 1986 (8-3-1 record) and 1990 (9-3 record), and the 1986 season saw the Rebels return to the national rankings for the first time in over a decade. In his 11 seasons, Brewer also led Ole Miss to eight Egg Bowl victories over rival, Mississippi State.

Brewer coached 11 years (1983-93) and compiled a 67-56-3 record, making him the second winningest Ole Miss football coach behind Vaught. Brewer was dismissed just prior to the 1994 season, and Joe Lee Dunn took over as interim coach, directing the Rebels to a 4-7 record under difficult circumstances.

REBELS ON THE RISE

In the mid-1990s Ole Miss Football was somewhat down, but not out, and it needed a boost of energy to revitalize the program. On Dec. 2, 1994, Tommy Tuberville was selected as the coach in charge of getting the Rebels on the right track.

After serving as an assistant coach on the collegiate level for nine seasons (eight at Miami and one at Texas A&M), Tuberville began creating excitement in his first season in 1995, finishing the campaign with a 6-5 record and a Egg Bowl victory over Mississippi State.

That excitement grew to a fever pitch in 1997, when Ole Miss recorded its best season since 1992 with an 8-4 record, a thrilling 15-14 Egg Bowl victory and a Motor City Bowl win over Marshall. The bowl appearance was the program's first since 1992, and the Rebels earned a final national ranking of No. 22 in both polls.

The revitalized Ole Miss program continued its winning ways in 1998, despite a coaching change following the regular season. David Cutcliffe took over as head

coach on Dec. 2, 1998. Cutcliffe, who came to Ole Miss from his offensive coordinator post at Tennessee, took over the reins just 29 days before the Rebels' Sanford Independence Bowl date versus Texas Tech. Despite the short preparation time for the game, Cutcliffe led the Rebels to a 35-18 victory over the Red Raiders, quite arguably the biggest upset of the 1998 bowl season.

OFFENSIVE FIREWORKS OVER OXFORD

Cutcliffe, who is recognized as one of the top offensive minds in collegiate football, brought a high-powered offensive style that had Rebel fans waiting with anticipation for each season to start.

In his six seasons, the Rebels averaged more than 350 points per year, including shattering the then-record for points scored in a season during the 2003 campaign with 442. The previous mark was 391 points by the 2001 squad. During Cutcliffe's tenure, the Rebels set numerous game, season and career records.

Cutcliffe's football philosophy also translated into wins for the Rebel program. Under Cutcliffe, Ole Miss posted 44 overall victories, including four wins in the postseason.

In the time from 1997-2003, the Rebels played in six bowl games, which tied them with Arkansas for the most bowl appearances among SEC Western Division schools during that span. The only SEC teams that made bowl appearances all seven years were Florida, Georgia and Tennessee, all Eastern Division squads.

In 2003, Cutcliffe guided the Rebels, who many picked to finish fifth in the SEC's Western Division, to a 10-3 overall mark and a share of the SEC West title with eventual BCS National Champion LSU. The title was the Rebels' first league football title of any sort since winning the conference crown in 1963. Following their 31-28 victory over Oklahoma State in the SBC Cotton Bowl Classic, the Rebels ended the 2003 campaign with a No. 13 national ranking. It was Ole Miss' first New Year's bowl since the 1991 Gator Bowl against Michigan.

Cutcliffe preceded his 2003 campaign with four winning seasons in 1999 (8-4), 2000 (7-5), 2001 (7-4) and 2002 (7-6), becoming the first Rebel mentor since Harry Mehre (1938-41) to post winning marks in his first five years. Cutcliffe also directed Ole Miss to four bowl

appearances in his first five seasons, becoming the first of two head coaches in Ole Miss history to do so.

REBEL RECRUITING RAMPES UP

On Dec. 16, 2004, Ole Miss turned to one of college football's premier recruiters and defensive line coaches in Ed Orgeron. Orgeron took control of the Rebel program after serving the previous seven seasons as defensive line coach at the University of Southern California, where he played a key role in Pete Carroll's Trojans winning back-to-back national championships in 2003 and 2004. Orgeron also served as USC's recruiting coordinator from 2001-2004 and was named the 2004 National Recruiter of the Year by *The Sporting News* and *Rivals.com*.

Orgeron's talent as a recruiter created a buzz among Rebel fans and drew national attention when Ole Miss' 2006 signing class finished as high as ninth in the rankings. All three of his recruiting classes were listed among the best in college football.

NUTT LEADS REBELS TO CONSECUTIVE COTTON BOWLS

The Ole Miss football program sought a proven

36 BOWL APPEARANCES

Bluebonnet Bowl.....	1964, 1966
BBVA Compass Bowl.....	2013*
Cotton Bowl.....	1956, 1962, 2003, 2009, 2010
Delta Bowl.....	1948
Gator Bowl.....	1958, 1971, 1991
Independence Bowl.....	1983, 1986, 1998, 1999, 2002
Liberty Bowl.....	1965, 1968, 1989, 1992
Motor City Bowl.....	1997
Music City Bowl.....	2000, 2013
Orange Bowl.....	1936
Peach Bowl.....	1971, 2014
Sugar Bowl.....	1953, 1955, 1958, 1960, 1961, 1963, 1964, 1970, 2016
Sun Bowl.....	1967
*Game later vacated	

winner when Houston Nutt was introduced as the Rebels' 36th head coach on Nov. 28, 2007.

After guiding Arkansas to three SEC Western Division titles and eight bowl berths in his decade in Fayetteville, Nutt immediately reversed the Rebels' fortunes and guided Ole Miss to success that had not been experienced in Oxford in a half century.

Nutt's first two years at the helm produced consecutive nine-win seasons for the first time since 1961-62 and back-to-back January bowl victories for the first time since 1960-61.

In his first season in Oxford, Nutt led the Rebels to a 9-4 record (5-3 in the SEC), second in the West, a 47-34 win over Texas Tech in the AT&T Cotton Bowl Classic and a No. 14 final national ranking.

Rising as high as No. 4 in the national rankings in 2009, Nutt's Rebels knocked off No. 8 LSU, Tennessee and Arkansas en route to a second straight Cotton Bowl berth, in which Ole Miss prevailed over No. 18 Oklahoma State 21-7. The Rebels finished 20th in the AP poll.

MISSISSIPPI NATIVE TABBED TO RETURN TITLES

A Mississippi native, Hugh Freeze was introduced as the Rebels' 37th head coach on December 5, 2011.

He was the first coach in school history to guide the Rebels to a bowl game in each of his first four seasons.

Among the accomplishments in Freeze's five-year tenure:

- Winning the 2016 Sugar Bowl
- Back-to-back New Year's Six bowl appearances
- 45 weeks ranked in the nation's top 25
- Four straight Vaught-Hemingway Stadium season ticket sellouts and season attendance records
- 121 graduated players
- Highest cumulative team grade point average in recorded history in 2016 spring semester
- Highest APR score in team history (991) in 2015-16 that ranked second in the SEC

The Rebels earned their 10th win of the 2015 season by crushing Oklahoma State in the Allstate Sugar Bowl, 48-20. The Sugar Bowl appearance was the Rebels' first since the 1969 season, and Freeze guided the team to its first 10-win campaign since 2003.

At No. 9 in the final coaches poll and No. 10 in the final Associated Press poll, Ole Miss finished with its highest national ranking since 1969.

A whopping 64 Ole Miss team and individual records were broken or tied in 2015, including most total yards (6,731), points (531), touchdowns (68) and passing yards (4,351) in a season.

REBELS LOOK TO ONE OF THEIR OWN

Following the resignation of Hugh Freeze on July 20, 2017, Ole Miss handed the reins of the program to Matt Luke, a man who has been a Rebel his entire life. After serving as co-offensive coordinator/offensive line coach for the past five seasons, Luke was named interim head coach by vice chancellor of athletics Ross Bjork.

A native of Gulfport, Mississippi, Luke lettered four seasons (1995-98) as a center at Ole Miss. His father, Tommy, was a defensive back at Ole Miss in the 1960s while his brother, Tom, quarterbacked the Rebels from 1989-91.

As interim head coach, Luke guided the Rebels to a 6-6 record which culminated with a 31-28 upset victory over No. 14 Mississippi State in the season-ending Egg Bowl in Starkville.

Luke's 2017 Rebels saw breakout performances from all three phases of the game. A.J. Brown, the SEC leader in multiple receiving categories, set single-season

23 NFL FIRST ROUND DRAFT PICKS

1939.....	Parker Hall	1998.....	John Avery
1942.....	Merle Hapes	2001.....	Deuce McAllister
1954.....	Ed Beatty	2004.....	Eli Manning*
1961.....	Bobby Crespino	2005.....	Chris Spencer
1963.....	Jim Dunaway	2007.....	Patrick Willis
1966.....	Mike Dennis	2009.....	Michael Oher
1966.....	Stan Hindman	2009.....	Peria Jerry
1971.....	Archie Manning	2016.....	Laremy Tunsil
1985.....	Freddie Joe Nunn	2016.....	Laquon Treadwell
1990.....	Tony Bennett	2016.....	Robert Nkemdiche
1991.....	Kelvin Pritchett	2017.....	Evan Engram
1994.....	Tim Bowers		

* First Overall Pick



Ole Miss returned to the Sugar Bowl for the first time since 1970 and was crowned 2016 champion after a 48-20 victory over Oklahoma State. The Rebels made back-to-back New Year's Six bowl appearances in the first two years of the College Football Playoff system.

marks in both receiving yards and receiving touchdowns, while senior running back Jordan Wilkins became just the fifth Rebel to surpass the 1,000-yard mark in a single season. Quarterbacks Shea Patterson and Jordan Ta'amu both threw for 350 or more yards in three games during the 2017 season, becoming just the fourth FBS team in the last 20 seasons to accomplish that feat.

Ole Miss made it official on Nov. 27, 2017, removing the interim tag and introducing Luke as the 38th head coach in program history.

The offense was the bright light of 2018 as the Rebels scored at least 40 points four times throughout the season, breaking the 70-point mark twice. Ta'amu threw for more than 400 yards in three different games, while Brown set school records for receptions (85) and receiving yards (1,320) in a single season.

PRO FOOTBALL HALL OF FAME



Bruiser Kinard
1970



Gene Hickerson
2007

12 FORMER PLAYERS AND COACHES IN THE COLLEGE FOOTBALL HALL OF FAME

1951.....	Bruiser Kinard
1965.....	Charlie Conerly
1974.....	Barney Poole
1979.....	John Vaught
1984.....	Doug Kenna
1987.....	Thad "Pie" Vann
1989.....	Archie Manning
1991.....	Parker Hall
1995.....	Jake Gibbs
1997.....	Charlie Flowers
2014.....	Wesley Walls
2019.....	Patrick Willis

TEAM OF THE CENTURY (1893-1992)



NATIONAL CHAMPIONS



The 1959 Ole Miss team, which went 10-1, gave up only 21 points all season, and defeated LSU in the Sugar Bowl, was rated the third best squad since 1956 by Sagarin.

1959 OLE MISS TEAM RANKED THIRD IN SAGARIN RATINGS

Jeff Sagarin computed his list of the all-time highest-rated college football teams from 1956 to 1995. Sagarin has a weekly college football poll during each season which rates teams according to wins and losses and strength of schedule. His all-time team ratings and strength of schedule are based on Division I games only. This list was published in *USA Today* in January of 1996.

Team, Year	Rating	Record	Schd.
1. Nebraska, 1995	117.05	12-0-0	76.32
2. Nebraska, 1971	116.47	12-0-0	82.39
3. OLE MISS, 1959	109.74	10-1-0	83.95
4. Oklahoma, 1971	109.68	11-1-0	83.13
5. Ohio State, 1973	109.51	10-0-1	77.35
6. Washington, 1991	109.47	12-0-0	77.71
7. Oklahoma, 1973	109.40	10-0-1	84.79
8. Oklahoma, 1974	108.19	11-0-0	77.06
9. Southern Cal, 1972	107.66	12-0-0	79.51
10. Nebraska, 1972	106.96	9-2-1	80.28
11. Oklahoma, 1972	106.50	11-1-0	81.63
12. Florida State, 1987	106.44	11-1-0	80.61
13. Oklahoma, 1986	106.33	11-1-0	75.27
14. Notre Dame, 1966	106.32	9-0-1	77.35
15. Notre Dame, 1970	106.09	10-1-0	82.18
16. Penn State, 1994	105.82	12-0-0	79.87
17. Florida State, 1993	105.28	12-1-0	77.65
18. Alabama, 1971	104.61	11-1-0	85.31
19. Miami (Fla.), 1986	104.33	11-1-0	78.44
20. Texas, 1970	104.22	10-1-0	83.38
21. Syracuse, 1959	104.13	11-0-0	74.68
22. Notre Dame, 1988	103.86	12-0-0	80.27
23. Miami (Fla.), 1987	103.79	12-0-0	77.99
24. Nebraska, 1970	103.58	11-0-1	81.74
25. Alabama, 1973	103.41	11-1-0	76.89

TEAM CHAMPIONS

- 1959 Berryman, Dunkel, Sagarin
- 1960 Football Writers, Billingsley, DeVold, Dunkel, Football Research, National Championship Foundation, Williamson
- 1962 Billingsley, Litkenhouse, Sagarin

TEAM OFFENSE

TOTAL OFFENSE

- 1961 (418.7 yards per game)

TEAM DEFENSE

SCORING DEFENSE

- 1959 (2.1 points per game)
- 1963 (3.7 points per game)
- 2014 (16.0 points per game)

RUSHING DEFENSE

- 1963 (77.3 yards per game)

TOTAL DEFENSE

- 1954 (172.3 yards per game)
- 1962 (142.2 yards per game)
- 1993 (234.5 yards per game)

TEAM PUNTING

- 1964 (44.1 average per game)
- 1977 (43.4 average per game)
- 1979 (42.4 average per game)

NATIONAL INDIVIDUAL STATISTICAL CHAMPIONS

RUSHING

- 1949 John (Kayo) Dottley (1,312 yards on 208 carries)

PASSING

- 1947 Charlie Conerly (133-of-233, 7 INT, 1,367 yards, 18 TD)

PASSING EFFICIENCY

- 1947 Charlie Conerly (125.8)

RECEIVING

- 1947 Barney Poole (52 for 513 yards, 8 TD)

SCORING

- 1938 Parker Hall (73 points: 11 TD/7 PATs)

KICK SCORING CHAMPIONS

- 1955 Paige Cothren (38 on 20 PATs, 6 FG)
- 1958 Bob Khayat (34 on 22 PATs, 4 FG)
- 1959 Bob Khayat (40 on 25 PATs, 5 FG)

INTERCEPTIONS

- 1949 Bobby Wilson (10 for 70 yards)

PASS INTERCEPTION YARDS

- 1938 Parker Hall (128 on 7; 18.29 avg.)

PUNTING

- 1964 Frank Lambert (44.1 yards per kick; 50-2,205)
- 1977 Jim Miller (45.9 yards per kick; 66-3,029)
- 2010 Tyler Campbell (46.37 yards per kick; 60-2,782)

PUNT RETURNS

- 1940 Junie Hovious (15.1 yards per return; 33-498)

PUNT-KICKOFF RETURNS

- 1938 Parker Hall (32 for 594 yards; 18.56 avg.)

ALL PURPOSE RUNNING

- 1938 Parker Hall (129.1 yards per game; 698 Rushing, 128 Interception, 594 Kickoff Return)

TOUCHDOWNS RESPONSIBLE

- 1938 Parker Hall (22-11 rush, 11 pass)

AVERAGE GAIN PER PLAY

- 1938 Parker Hall (6.46 yards)

PASSES DEFENSED


- 2000 Ken Lucas (30.0)

SOLO TACKLES PER GAME

- 2005 Patrick Willis (9.0)

FIELD GOAL PERCENTAGE

- 2016 Gary Wunderlich (95.7, 22 of 23)



COLLEGE FOOTBALL HALL OF FAME



Bruiser Kinard
1951



Charlie Conerly
1965



Barney Poole
1974



John Vaught
1979



Doug Kenna
1984



Thad "Pie" Vann
1987




Archie Manning
1989



Parker Hall
1991



Jake Gibbs
1995



Charlie Flowers
1997



Wesley Walls
2014



Patrick Willis
2019

TEAM OF THE CENTURY (1893-1992)

OFFENSE

Pos.	Name	Ht.	Wt.	Years	Hometown
E	Floyd Franks	6-0	190	1968-70	Biloxi, Miss.
E	Barney Poole	6-3	220	1942, 47-48	Gloster, Miss.
OL	Jim Dunaway	6-4	260	1960-62	Columbia, Miss.
OL	Gene Hickerson	6-2	225	1955-57	Atwood, Tenn.
OL	Stan Hindman	6-3	230	1963-65	Newton, Miss.
OL	Everett Lindsay	6-5	290	1989-92	Raleigh, N.C.
OL	Marvin Terrell	6-0	210	1957-59	Indianola, Miss.
C	Dawson Prueett	6-1	269	1987-90	Mobile, Ala.
QB	Archie Manning	6-3	198	1968-70	Drew, Miss.
RB	Charlie Conerly	6-1	183	1942, 46-47	Clarksdale, Miss.
RB	John (Kayo) Dottley	6-0	198	1947-50	McGehee, Ark.
RB	Charlie Flowers	6-0	198	1957-59	Marianna, Ark.
PK	Robert Khayat	6-2	215	1957-59	Moss Point, Miss.

DEFENSE

Pos.	Name	Ht.	Wt.	Years	Hometown
DL	Bruiser Kinard	6-1	215	1935-37	Jackson, Miss.
DL	Kelvin Pritchett	6-3	266	1988-90	Atlanta, Ga.
DL	Ben Williams	6-3	253	1972-75	Yazoo City, Miss.
LB	Tony Bennett	6-2	235	1986-89	Alligator, Miss.
LB	Kenny Dill	6-4	215	1961-63	West Point, Miss.
LB	Larry Grantham	6-0	195	1957-59	Crystal Springs, Miss.
LB	Jeff Herrod	6-0	235	1984-87	Birmingham, Ala.
LB	Freddie Joe Nunn	6-5	227	1981-84	Nanih Waiya, Miss.
DB	Billy Brewer	6-0	190	1957-59	Columbus, Miss.
DB	Glenn Cannon	6-2	182	1967-69	Gulfport, Miss.
DB	Chris Mitchell	6-0	195	1987-90	Town Creek, Ala.
DB	Jimmy Patton	5-11	170	1952-54	Greenville, Miss.
DB	Todd Sandroni	6-1	200	1987-90	Shaw, Miss.
P	Jim Miller	5-11	182	1976-79	Ripley, Miss.

Coach

John Vaught, Head Coach, 1947-70, 1973

NEXT GREAT 25 (1993-2018)

OFFENSE

Pos.	Name	Ht.	Wt.	Years	Hometown
TE	Evan Engram	6-3	235	2013-16	Powder Springs, Ga.
OL	Terrence Metcalf	6-3	315	1997; '99-2001	Clarksdale, Miss.
OL	Michael Oher	6-5	318	2005-08	Memphis, Tenn.
OL	Laremy Tunsil	6-5	305	2013-15	Lake City, Fla.
OL	Todd Wade	6-7	315	1996-99	Jackson, Miss.
OL	John Jerry	6-5	350	2006-09	Batesville, Miss.
QB	Eli Manning	6-5	218	2000-03	New Orleans, La.
RB	Deuce McAllister	6-1	220	1997-2000	Morton, Miss.
RB	Dexter McCluster	5-8	165	2006-09	Largo, Fla.
WR	A.J. Brown	6-1	230	2016-18	Starkville, Miss.
WR	Laquon Treadwell	6-2	210	2013-15	Crete, Ill.
PK	Jonathan Nichols	6-0	180	2001-04	Greenwood, Miss.
RS	Mike Espy	6-0	195	2002-05	Madison, Miss.

DEFENSE

Pos.	Name	Ht.	Wt.	Years	Hometown
DL	Robert Nkemdiche	6-4	296	2013-15	Loganville, Ga.
DL	Derrick Burgess	6-2	260	1997-2000	Riverdale, Md.
DL	Greg Hardy	6-4	265	2006-09	Millington, Tenn.
DL	Peria Jerry	6-2	290	2005-08	Batesville, Miss.
LB	Patrick Willis	6-2	230	2003-06	Bruceston, Tenn.
LB	Cassius Ware	6-0	240	1992-93	Batesville, Miss.
LB	Eddie Strong	6-4	245	1998-2002	Batesville, Miss.
DB	Senquez Golson	5-9	176	2011-14	Pascagoula, Miss.
DB	Ken Lucas	6-1	201	1997-2000	Cleveland, Miss.
DB	Cody Prewitt	6-2	217	2011-14	Bay Springs, Miss.
DB	Trae Elston	5-11	195	2012-15	Oxford, Ala.

WILD CARD

Pos.	Name	Ht.	Wt.	Years	Hometown
QB	Chad Kelly	6-2	224	2015-16	Buffalo, N.Y.

ALL-AMERICANS

FIRST TEAM SELECTIONS

- | | | | |
|------|---|------|--|
| 1936 | Frank (Bruiser) Kinard , Tackle (Camp, INS, AAB) | 1970 | Archie Manning , QB (FB News) |
| 1937 | Frank (Bruiser) Kinard , Tackle (UP, INS, NBA, NY News, Par. News, FM) | 1973 | Harry Harrison , DB (NEA) |
| 1938 | Parker Hall , HB (AP, UP, NY Sun, Brooklyn Eagle, W) | 1975 | Ben Williams , DL (Church) |
| 1947 | Charlie Conerly , TB (UP, INS, NEA, FWAA-Look, All-Players, PIC, H, W, Grange, Crisler, Smith) | 1979 | Jim Miller , Punter (UPI, NEA, FWAA, Camp, SN) |
| | Barney Poole , End (UP, Coaches, Camp, AAB, PIC, QB, NY News, Par. News, H, W) | 1984 | Freddie Joe Nunn , DE (UPI, FB News) |
| 1948 | Barney Poole , End (AP, INS, All-Players, H, W, Fraley, Bill Stern) | 1985 | Bill Smith , Punter (FWAA, FB News, C&P) |
| 1949 | John (Kayo) Dottley , FB (KS, AAB, Colliers) | 1986 | Bill Smith , Punter (Camp, C&P, IIAA) |
| 1952 | Kline Gilbert , Tackle (AP, FWAA-Look, FD) | 1988 | Wesley Walls , TE (AP, NCN) |
| | Jimmy Lear , QB (Red Grange) | 1991 | Everett Lindsay , OG (NFL) |
| 1953 | Crawford Mims , Guard (AP, UP, Camp, NEA, FWAA-Look, Colliers, NEC, FD, SN, W) | 1992 | Everett Lindsay , OT (AP, FWAA, Athlon) |
| 1954 | Rex Reed Boggan , Tackle (AP) | 1996 | Kris Mangum , TE (FD) |
| 1956 | Paige Cothren , FB (College Editors) | 1998 | Rufus French , TE (AP, Coaches, Camp, FB News, SN, C&P, AAFB, BCS, AFQ, CSN) |
| 1957 | Jackie Simpson , Guard (Coaches, FWAA-Look) | 2000 | Ken Lucas , CB (Rivals) |
| 1959 | Charlie Flowers , FB (AP, UPI, Camp, NEA, CP, FWAA-Look, Coaches, NBC, SN, NY News, FB News) | 2001 | Terrence Metcalf , OT (Camp, Coaches, FB News, AAFB) |
| | Marvin Terrell , Guard (FWAA-Look) | 2003 | Eli Manning , QB (AAFB, SFW) |
| 1960 | Jake Gibbs , QB (AP, UPI, Camp, NEA, CP, FWAA-Look, Coaches, NY News, SN, NBC, ABC, MN) | | Jonathan Nichols , Kicker (AAFB, SFW, DBFN) |
| | Johnny Brewer , End (ABC) | 2005 | Patrick Willis , LB (CFN, AAFB, GG) |
| 1961 | Billy Ray Adams , FB (FWAA-Look) | 2006 | Patrick Willis , LB (AP, FWAA, Camp, Rivals, SI, GG, ESPN, AAFB, CBSS, SN, CFN, Scout, PFW) |
| | Jim Dunaway , Tackle (FB News) | 2008 | Michael Oher , OL (AFCA, Camp, CBSS, CFN, FWAA, SN, Rivals, AP, ESPN, AAFB, AS) |
| | Treva Bolin , Guard (Time) | | Peria Jerry , DT (AP, ESPN, AAFB, PFW, AS) |
| | Doug Elmore , QB (CP) | 2009 | John Jerry , OL (AAFB) |
| 1962 | Jim Dunaway , Tackle (NEA, UPI, Camp, NY News, Time, CBS, SN, FB News, SI, B, Coaches) | | Dexter McCluster , All-Purpose (AAFB) |
| | Glynn Griffing , QB (FWAA Look) | 2013 | Cody Prewitt , FS (AP, USA Today, Lindy's) |
| 1963 | Kenny Dill , Center (FWAA-Look, FB News) | 2014 | Senquez Golson , CB (AFCA, Camp, FWAA, AP, SN, SI, USA Today, ESPN, CBSS, Scout, AS, PS) |
| | Whaley Hall , Tackle (Coaches) | 2015 | Robert Nkemdiche , DT (Scout) |
| 1964 | Allen Brown , End (AP, Time, SN) | 2016 | Evan Engram , TE (AP, SN, SI, USA Today, CBSS, Scout, SBN) |
| 1965 | Stan Hindman , Guard (Time, NBC, SN, FB News) | | |
| | Billy Clay , DB (SN) | | |
| 1966 | Jim Urbanek , Tackle (FB News, Hunt, Pop) | | |
| 1967 | Jim Urbanek , Tackle (FB News) | | |
| 1969 | Archie Manning , QB (FB News) | | |
| | Glenn Cannon , Safety (Coaches, SN, Time) | | |

CONSENSUS ALL-AMERICANS

- | | | | |
|------|-------------------------|------|-------------------------------------|
| 1947 | Charlie Conerly, TB | 2001 | Terrence Metcalf, OT |
| 1953 | Crawford Mims, G | 2006 | Patrick Willis, LB |
| 1959 | Charlie Flowers, FB | 2008 | Michael Oher, OT |
| 1960 | Jake Gibbs, QB | 2014 | Senquez Golson, CB |
| 1962 | Jim Dunaway, T | | |
| 1979 | Jim Miller, P | | Unanimous selections in bold |
| 1992 | Everett Lindsay, OT | | |
| 1998 | Rufus French, TE | | |

Guide to Abbreviations: AAB (All-American Board), AAFB (All-America Football Foundation), ABC (American Broadcasting), AFCA (American Football Coaches Association), AFQ (American Football Quarterly), AP (Associated Press), AS (Athlon Sports), B (Boston Record-American), BCS (Bowl Championship Series On-line), C&P (College & Pro Football Newsweekly), Camp (Walter Camp), CBS (Columbia Broadcasting), CBSS (CBSSports.com), CFN (CollegeFootballNews.com), Church (Churchman's Sports Hall of Fame), Crisler (Fritz Crisler), Coaches (American Football Coaches Association), CP (Central Press), CSN (CollegeSportsNews.com), DBFN (Dick Butkus Football Network), ESPN (ESPN.com), FB News (Football News), FD (Football Digest), FM (Fox Movietone), FWAA-Look (Football Writers of America Association), Grange (Red Grange) GG (Gridiron Gazette), H (Houlgate), Hunt (Hunt Poll), IIAA (Independent Insurance Agents of America Senior All-America Team), INS (International News Service), KS (Kappa Sigma), MN (Movietone News), NBC (National Broadcasting), NCN (The National College Newspaper), NEA (Newspaper Enterprises Association), NFL (NFL Draft Report), PIC (Pic Magazine), PFW (Pro Football Weekly), Pop (Pop Warner), PS (Phil Steele), QB (Quarterback), Rivals (Rivals.com), SI (Sports Illustrated), SBN (SB Nation), Scout (Scout.com), Smith (Pitts Smith Rating System), SFW (Southern Football Weekly), SN (Sporting News), UP (United Press), UPI (United Press International), W (Williamson)

1936 & 1937
FRANK "BRUISER" KINARD
T • 1935-37
JACKSON, MISS.



Member of College Football Hall of Fame who is considered one of the greatest players in Ole Miss and college football history ... Co-captain in 1937 ... All-America selection in 1936 and 1937 ... All-SEC in 1936 and 1937 ... Consensus All-Time All-America and All-Time All-SEC pick ... Played on

the 1938 Chicago All-Star Team ... Voted to the Southern Living South's Greatest Players Team ... Inducted into the Ole Miss Athletic Hall of Fame in 1986 ... Charter member of the Mississippi Sports Hall of Fame ... Member of the Helms Athletic Foundation Hall of Fame ... Inducted into the National Professional Football Hall of Fame in 1970 ... Five-time All-Pro in nine years of professional football for Brooklyn of the NFL and New York of the AAC ... Later served as offensive line coach from 1948-70 at Ole Miss ... Member of Ole Miss Team of the Century (1893-1992) and Walter Camp All-Century Team.

1938
PARKER HALL
6-1 • 200 • HB • 1936-38
TUNICA, MISS.



All-America halfback in 1938 and a member of the College Football Hall of Fame ... First team All-SEC tailback in 1938 ... Participated in the Chicago All-Star Game in 1939 ... In 1938, led the nation in scoring with 73 points, highest average per rush (6.46), highest average per kickoff and punt

return (18.56), most pass interception yards (128 for 18.29 average), TDs responsible (22, 11 rushing and 11 passing) and all purpose yards per game (129.1) ... Ranked second in the nation with seven interceptions and average gain per play (7.53) ... Stood third in rushing (698 yards) and total offense (1,558 yards) ... Selected in the first round of the 1939 NFL Draft by the Chicago Bears ... Named NFL Player of the Year and Rookie of the Year in 1939 ... An All-Pro selection, he is considered the first NFL player to complete more than 100 passes in a season ... Member of the Mississippi Sports Hall of Fame and the Ole Miss Athletic Hall of Fame.

1947
CHARLIE CONERLY
6-1 • 183 • QB • 1942 • 1946-47
CLARKSDALE, MISS.



Considered one of the greatest players ever at Ole Miss and is a member of the College Football Hall of Fame ... Was a tailback in college, but did the passing ... Earned consensus All-America in 1947 when he led the Rebels to their first SEC title and a victory over TCU in the Delta Bowl ... Placed fourth

in the Heisman Trophy balloting ... Two-time All-SEC performer ... Was Player of the Year in the SEC as well as Back of the Year ... Set numerous records and still ranks 14th in career total offense with 3,076 yards ... Is ranked 14th in career passing with 2,313 yards and 26 TDs ... Compiled an outstanding 14-year NFL career as a quarterback with the New York Giants ... Was NFL "Rookie of the Year" in 1948 ... Led Giants to 1956 NFL Championship ... Twice selected All-Pro ... Inducted into Ole Miss Athletics Hall of Fame in 1987, Mississippi Sports Hall of Fame in 1966, U.S. Marine Corps Sports Hall of Fame in 2010 and New York Giants Ring of Honor in 2010 ... Member of Ole Miss Team of the Century (1893-1992) ... Named an SEC Legend in 1994.

1947 & 1948
BARNEY POOLE
6-3 • 220 • LE • 1942 • 1947-48
GLOSTER, MISS.



A member of the College Football Hall of Fame who is recognized as one of the greatest ends in SEC and college football history ... Earned All-America honors at both Army and Ole Miss ... Had 70 career pass receptions at Ole Miss for 764 yards and 11 TDs ... Ranked second for most

catches in a season, 52 for 511 yards and eight TDs in 1947 ... Established a record for most receptions in a single game with 13 against Tennessee-Chattanooga in 1947 ... Consensus All-SEC and All-America in 1947 and 1948 ... Participated in the North-South All-Star Game and served as his team's captain in the Chicago All-Star Game ... Played professional football for Dallas, Baltimore and New York ... Member of the Helms Athletic Foundation Hall of Fame, and the Mississippi Sports Hall of Fame ... Selected to the Ole Miss Athletic Hall of Fame in 1987 ... Member of Ole Miss Team of the Century (1893-1992) ... Selected to SEC Players of the Millennium ... Named an SEC Legend in 1995.

1949
JOHN "KAYO" DOTTLEY
6-0 • 198 • FB • 1947-50
MCGEEHEE, ARK.



One of the greatest runners in Ole Miss history ... Earned All-America honors in 1949 when he led the nation in rushing and the SEC in scoring ... All-SEC in 1949 and 1950 ... One of only two players to rush for 1,000 yards twice ... First of four individuals to rush for 1,000 yards in a season ...

Had 1,312 yards on 208 carries in 1949 and then rushed for 1,007 on 191 carries in 1950 ... Three of the top five individual game rushing efforts were compiled by Dottley ... Had 235 yards vs. Chattanooga in 1949, 230 yards vs. TCU in 1949, and 216 vs. Mississippi State in 1949 when he carried the football 40 times ... Played in North-South Game, Senior Bowl and Chicago All-Star Game ... Played three years with the Chicago Bears and was a Pro Bowl pick in 1951 ... Inducted into the Mississippi Sports Hall of Fame in 1971 and the Ole Miss Athletic Hall of Fame in 1987 ... Member of Ole Miss Team of the Century (1893-1992) ... Named an SEC Legend in 1995.

1952
KLINE GILBERT
6-2 • 215 • T • 1950-52
HOLLANDALE, MISS.



Co-captain of the 1952 squad ... All-America in 1952 ... First Team All-SEC tackle in 1952 ... Also earned All-South honors ... Participated in the Chicago All-Star Game in 1953 ... Five-year player in the NFL with the Chicago Bears ... Member of the Mississippi Sports Hall of Fame and the Ole Miss Athletic

Hall of Fame.

1952
JIMMY LEAR
5-11 • 172 • QB • 1950-52
GREENWOOD, MISS.



Three-year letterman at quarterback ... 1952 All-American ... Also handled kicking and punting duties ... Is 19th on the Ole Miss All-Time passing yardage list with 1,773 yards ... Led Ole Miss to its first undefeated season in 1952, which was capped off by a berth in the Sugar Bowl ...

Elected Colonel Rebel as a student ... Second team All-SEC in 1951 and 1952 ... Inducted into Mississippi Sports

Hall of Fame in 1991 and Ole Miss Athletic Hall of Fame in 1988 ... Named an SEC Legend in 2009.

1953
CRAWFORD MIMS
5-10 • 195 • RG • 1951-53
CARROLLTON, MISS.



An All-South, All-SEC and consensus All-American guard ... Helped lead Ole Miss to consecutive first place finishes in SEC total offense ... Participated in 1952 squad that was the first Ole Miss team to complete the season with a top-10 ranking ... Awarded the Jacobs

Trophy in 1953, signifying the best blocker in the SEC ... Participated in the Senior Bowl, the Chicago All-Star Game and the North-South Shrine Game where he was named the game's MVP ... Inducted into the Mississippi Sports Hall of Fame in 1995 and the Ole Miss Sports Hall of Fame in 1988.


1954
REX REED BOGGAN
6-4 • 235 • T • 1949-50, 1954
MEMPHIS, TENN.



Outstanding All-America tackle for the Rebs ... Lettered in 1949-50 before he entered the Marines ... While a Marine, played service football and was named All-Service and MVP of his team ... Although drafted by the New York Giants in 1951, he returned to Ole Miss for the

1954 season ... Helped lead Rebs to 9-1 record and the SEC championship ... Earned All-SEC honors and then played in the Chicago All-Star Game and the Senior Bowl ... Played one year with the New York Giants ... Inducted into the Ole Miss Athletic Hall of Fame in 1988.

1956
PAIGE COTHREN
5-11 • 195 • FB • 1954-56
NATCHEZ, MISS.



As a fullback-kicker, was one of the most versatile players in Ole Miss football history ... Earned All-America honors in 1956 and All-SEC laurels in 1955-56 ... Played on two SEC championship teams ... Won Jacobs Trophy in 1955, symbolizing the best blocker in the SEC ... Led the SEC in scoring

in 1955 with 74 points ... Also won the NCAA kick scoring championship in 1955 with 38 points ... Rushed for 1,390

yards in his Rebel career ... Played in the North-South All-Star Game, Chicago All-Star Game, and the Hula Bowl ... Played for Los Angeles and Philadelphia in the NFL ... Led NFL in field goals in 1958 ... Inducted into Ole Miss Athletic Hall of Fame in 1988.

1957
JACKIE SIMPSON
6-0 • 205 • LG • 1955-57
MEMPHIS, TENN.



Co-captain of the 1957 squad ... Earned All-America recognition in 1957 ... A member of the All-Time Sugar Bowl Team ... Participated in the Senior Bowl and was named the South team's Most Outstanding Line-man ... Played with Denver and Oakland of the AFL and Montreal, Toronto and Winnipeg of

the CFL ... AFL and NFL coaching career spanned three decades ... Selected to the Ole Miss Athletic Hall of Fame in 1988.

1959
CHARLIE FLOWERS
6-0 • 198 • FB • 1957-59
MARIANNA, ARK.



Member of the College Football Hall of Fame ... Captain of the 1959 team and helped lead the Rebels to a share of the national championship ... Consensus All-America fullback in 1959 ... First team All-SEC fullback in 1958 ... An Academic All-America selection in 1959 and an Academic All-SEC

honoree in 1958-59 ... Finished fifth in the 1959 Heisman Trophy race ... Led the SEC in rushing in 1957 and 1959 and in scoring in 1959 ... Member of the All-Time Sugar Bowl Team for the years 1955-62 ... Shares school record for single-season rushing average (7.4 yards per play) ... Career rushing yardage of 1,730 ranks 10th all-time ... Spent four years in the NFL ... Inducted into the Mississippi Sports Hall of Fame and the Ole Miss Athletic Hall of Fame ... Member of Ole Miss Team of the Century (1893-1992) ... Named an SEC Legend in 1999.

1959
MARVIN TERRELL
6-0 • 210 • G • 1957-59
INDIANOLA, MISS.



One of the finest offensive linemen in Ole Miss history ... A first team All-American in 1959 ... A consensus All-SEC selection in 1959 ... Named the SEC's Lineman of the Year by the Atlanta Constitution ... In his three seasons on the Rebel

squad, the team compiled a 25-4-1 record and participated in two Sugar Bowls and one Gator Bowl ... The 1959 Rebels completed the season ranked second in all the major polls and were arguably the finest team in the country and shared the national championship ... Drafted by the Dallas team of the AFL after a solid performance in the 1960 Senior Bowl and remained with the team after they relocated in Kansas City ... Became a member of the Toronto CFL team in 1964 ... Inducted into the Mississippi Sports Hall of Fame in 2001 and the Ole Miss Athletic Hall of Fame in 1988 ... Member of Ole Miss Team of the Century (1893-1992).

1960
JAKE GIBBS
6-0 • 185 • QB • 1958-60
GRENADA, MISS.




A member of the College Football Hall of Fame who was selected by Sports Illustrated as the eighth-best collegiate quarterback of the modern-day era ... Co-captain of the 1960 team ... Unanimous All-America quarterback in 1960 ... First Team All-SEC in 1959

... Led the Rebels to a share of National Championships in 1959 and 1960 as the quarterback ... Finished third in the 1960 Heisman Trophy race ... Voted the SEC Back of the Year and the SEC Player of the Year in 1960 ... Selected the Most Outstanding Player of the 1961 Sugar Bowl after scoring two TDs in the Rebels' victory over Rice ... Led the SEC in passing and total offense in 1959 ... Member of the 1959 SEC "Team of the Decade" ... A member of the Mississippi Sports Hall of Fame and the Ole Miss Athletic Hall of Fame ... Named an SEC Football Legend in 2006 and SEC Baseball Legend in 2014 ... Selected to SEC Players of the Millennium.

1960

JOHNNY BREWER
6-4 • 226 • E • 1959-60
REDWOOD, MISS.



First team All-America in 1960 ... First team All-SEC in 1959 and 1960 ... Also named SEC Most Valuable Offensive Lineman in final two seasons ... Shares the Ole Miss record for most TD receptions in a single game, catching three against Tulane in 1960 ... Participated in the 1961 Chicago All-Star game, Senior Bowl and Coaches Association All-America Bowl Game Inducted into Ole Miss Athletic Hall of Fame in 1991 and the Mississippi Sports Hall of Fame in 2004.

Inducted into Ole Miss Athletic Hall of Fame in 1991 and the Mississippi Sports Hall of Fame in 2004.

1961

BILLY RAY ADAMS
6-2 • 210 • FB • 1959-61
COLUMBUS, MISS.



As a senior, earned All-America and All-SEC honors ... Also received an invitation to the 1962 Senior Bowl ... Led the Rebels in rushing yardage and scoring, finishing second in SEC productivity and leading in total TDs with 10 ... Inducted in Mississippi Sports Hall of Fame in 1987 and the Ole Miss Athletic Hall of Fame in 1990 ... Named an SEC Legend in 2003.

Named an SEC Legend in 2003.

1961 & 1962

JIM DUNAWAY
6-4 • 260 • OL • 1960-62
COLUMBIA, MISS.



Helped lead the Rebels to a share of 1960 and 1962 national championships as well as a pair of SEC titles ... Earned All-America honors in 1961 and again in 1962 ... Was All-SEC final two years ... Played in Senior Bowl, Chicago All-Star Game, and Coaches All-America Bowl ... Had an outstanding

10-year pro career with the Buffalo Bills and Miami Dolphins ... Chosen All-Pro in 1966 and 1968 ... Selected to Ole Miss Athletic Hall of Fame in 1990 ... Member of Ole Miss Team of the Century (1893-1992).

1961


TREVA "BOOKIE" BOLIN
6-3 • 222 • G • 1960-61
OKOLONA, MISS.



Excelled as an offensive guard and helped lead the Rebels to the 1960 national championship ... Earned first team All-America honors in 1961 and second team in 1960 ... Selected Academic All-SEC in 1960 ... Played six years with the New York Giants and two years with Minnesota ... Inducted into the Ole Miss Athletic Hall of Fame in 1992.

1961

DOUG ELMORE
6-0 • 187 • QB • 1959-61
REFORM, ALA.



First team All-America selection in 1961 when he was a tri-captain of the Rebels ... Second team All-SEC quarterback in 1961 ... Played in the Coaches Association All-America Bowl in 1962 ... Academic All-America and Academic All-SEC in 1961 ... Elected to the Ole Miss Athletic Hall of Fame in 1990 ... Played one season in the NFL with Washington and one in the CFL with Calgary.

1962

GLYNN GRIFFING
6-1 • 200 • QB • 1960-62
CULKIN, MISS.



Co-captain of the 1962 squad, the only undefeated and untied team in Rebel history, as Ole Miss won a share of the national championship ... First team All-America and All-SEC QB in 1962 ... Completed 127 of 235 passes for 1,757 yards and 23 TDs during his career ... Was 72 of 122 for 882

yards and 11 TDs as a senior ... Played in the Chicago All-Star Game and the Coaches Association All-America Bowl in 1963 ... Earned MVP honors for the 1963 Senior Bowl ... Also a member of 1960 team which shared the National Championship ... Named the Atlanta TD Club's SEC Back of the Year in 1962 ... Completed the perfect 1962 record by leading Ole Miss to a victory over Arkansas in the 1963 Sugar Bowl Voted the game's Most Outstanding Player after completing 14 passes for 242 yards ... Owns the school record for total offense season average (8.1 yards per play in 1961) ... Racked up 257 total yards in the 1963 Sugar Bowl and 208 in the 1962

Cotton Bowl ... Spent one year in the NFL ... Inducted into the Mississippi Sports Hall of Fame in 2002 and the Ole Miss Athletic Hall of Fame in 1989 ... Named an SEC Legend in 2012.

1963

KENNY DILL
6-4 • 215 • C-LB • 1961-63
WEST POINT, MISS.



Earned first team All-America and All-SEC honors in 1963 when Ole Miss won the SEC title ... Co-captain of 1963 squad ... During his three years, Ole Miss went 25-1-2, claiming two league crowns and three Top 10 rankings ... Selected Most Outstanding Lineman in the SEC ... Inducted

into the Ole Miss Athletic Hall of Fame in 1989 ... Member of the Ole Miss Team of the Century (1893-1992).

1963

WHALEY HALL
6-3 • 230 • T • 1961-63
TRUSSVILLE, ALA.




Co-captain in 1963 ... First team All-SEC tackle in 1963 ... Played in the Senior Bowl and the Coaches Association All-America Bowl in 1964 ... Named the Birmingham TD Club's SEC Outstanding Lineman in 1963 ... Was a member of 1962 undefeated Ole Miss

team which shared the national championship ... Inducted into the Ole Miss Athletic Hall of Fame in 1995.

1964

ALLEN BROWN
6-4 • 225 • E • 1962-64
NATCHEZ, MISS.



Co-captain on the 1964 team ... First team All-America in 1964 ... First team All-SEC in 1963 and 1964 ... Helped lead Rebels to a 22-6-3 regular season mark in his tenure with two Sugar Bowl and one Bluebonnet Bowl appearances ... Helped Rebels earn a share of the National Championship

in 1962 ... Participated in the 1964 Blue-Gray Game and the 1965 Chicago All-Star game and Senior Bowl ... Inducted into the Ole Miss Athletic Hall of Fame in 1989 and the Mississippi Sports Hall of Fame in 2010 ... Played for Vince Lombardi's Green Bay Packers in 1966-67, winning Super Bowls I & II ... Named an SEC Legend in 2004.

1965


STAN HINDMAN
6-3 • 230 • C-G • 1963-65
NEWTON, MISS.



Co-captain in 1965 when he earned first team All-American honors ... Three-time first team All-SEC selection ... Played on three bowl teams, including SEC Champion 1963 squad that went to Sugar Bowl ... Sophomore All-SEC in 1963 ... Academic All-SEC in 1965 ... Played in the Coaches Association All-American Bowl Game in 1965 ... Participated in the 1966 Senior Bowl ... NCAA Postgraduate Scholarship winner in 1966 ... Academic All-American in 1965 ... Played professionally with the San Francisco 49ers from 1966-74 ... Inducted into the Mississippi Sports Hall of Fame in 1988 and the Ole Miss Athletic Hall of Fame in 1992 ... Member of Ole Miss Team of the Century (1893-1992) ... Named to the 1960s All-SEC team.

1965

BILL CLAY
6-0 • 192 • WB-DHB • 1963-65
JACKSON, MISS.



Although he missed four games with an injury his senior year, Bill was still selected to the 1965 defensive All-America squad as a safety ... The injury cost him All-SEC honors, but was still named to the All-America team ... Played in the 1965 Coaches Association All-America Bowl, 1965 North-South Game, and 1966 Senior Bowl ... Had an interception in Senior Bowl and North-South Game ... His 39-yard TD interception lifted the South to a 21-14 win ... Selected to play in the 1966 Chicago All-Star game, but did not participate due to an injury ... Played one year with the Washington Redskins ... Inducted into the Ole Miss Sports Hall of Fame in 1996.

1966 & 1967

JIM URBANEK
6-4 • 240 • RT • 1965-67
OXFORD, MISS.



Received first team All-American status in 1966 and 1967 ... Was selected first team All-SEC in 1965, 1966 and 1967 ... As a sophomore, he had 114 tackles, including 80 solo stops, which both set Rebel records, as did his 21-tackle effort against Florida ... Named to the Sophomore

All-Southeastern team as a defensive tackle in 1965 ... Voted Southeastern Lineman of the Week for his 1966 performance against Houston ... Played in the 1968 Hula Bowl ... Played professionally for one season with the Miami Dolphins ... Inducted into the Ole Miss Athletics Hall of Fame in 2002.

1969 & 1970

ARCHIE MANNING
6-3 • 198 • QB • 1968-70
DREW, MISS.



Member of the College Football Hall of Fame who is considered one of the greatest quarterbacks in Ole Miss and SEC history ... Ended his career with 5,576 yards of total offense, accounting for a school-record 56 TDs ... Still holds several school records, with a number of his previous records having been broken by his son, Eli ... Co-captain of the 1970 Sugar Bowl champions ... His No. 18 was the first Ole Miss jersey to be retired in 1986 ... Earned All-America and All-SEC honors in both 1969 and 1970 ... Finished fourth in balloting for the Heisman Trophy in 1969, and third in 1970 ... Named National Back of the Year in 1969 ... Held the SEC record for most total offense in one game, 540 yards against Alabama in 1969, until 2012 ... Was No. 2 overall pick by New Orleans in 1971 NFL Draft ... Went on to have an outstanding 14-year pro career with New Orleans, Houston and Minnesota ... Member of Ole Miss Team of the Century (1893-1992) and SEC All-Century Team ... Named an SEC Legend in 1998 ... Member of the Mississippi Sports Hall of Fame, Ole Miss Sports Hall of Fame and National Quarterback Club Hall of Fame ... Named an All-Time All-American and received the Davey O'Brien Legends Award ... Member of the Louisiana Superdome Wall of Fame and New Orleans Saints Ring of Honor.

1969

GLENN CANNON
6-2 • 182 • S • 1967-69
GULFPORT, MISS.



Co-captain of the 1969 Rebels ... Selected as an All-American in 1969 ... Also earned All-SEC honors in 1968 and 1969 ... Helped Ole Miss beat Arkansas, 27-22, in the 1970 Sugar Bowl when his hit on Chuck Dicus forced a fumble, which he recovered to seal the win ... Also intercepted a pass in the end zone against Arkansas ... Shares the Ole Miss record for most passes intercepted in a game, three against LSU in 1968 ... Had five interceptions in 1967, seven in 1968 and seven more in 1969 ... Ranks second in Ole Miss history for most career pass interceptions with 19, only one shy of Bobby Wilson's 20 ... Member of Ole Miss Team of the Century (1893-1992).

1973

HARRY HARRISON
6-1 • 182 • S • 1971-73
BAY SPRINGS, MISS.



Earned three letters during his career at Ole Miss and was a two year starter at safety ... Also played wide receiver ... Voted All-America defensive back in 1973 by the Newspaper Enterprise Association ... Also selected to Pi Kappa Alpha Fraternity All-America team in 1973 ... Second team Associated Press All-SEC safety in 1973 ... An Academic All-SEC honoree in 1973 and a preseason All-SEC pick of The Birmingham News ... Led the SEC in interceptions with nine in 1972, which also ranked second in the nation and was the second highest single season total in Ole Miss history, one shy of Bobby Wilson's record of 10 ... Had 82 tackles his junior season ... Third leading tackler on team in 1973 with 91 and also had six pass interceptions ... Owns the school's third highest career interception mark with 16, ranking behind Bobby Wilson's 20 and Glenn Cannon's 19 ... Had 181 career tackles, including 116 solo hits, and broke up 15 passes ... Also recovered one fumble ... Signed NFL contract with the New Orleans Saints ... Inducted into the Ole Miss Athletic Hall of Fame in 1994.

1975

BEN WILLIAMS
6-3 • 253 • DT • 1972-75
YAZOO CITY, MISS.



Co-captain on the 1975 team ... Voted a first team All-American in 1975 ... A consensus first team All-SEC member in 1974 and 1975 ... Had 377 career tackles ... Led Rebels in tackles as a senior with 116 ... Recorded a team best 96 tackles as a junior and had 111 in 1973 when he was a sophomore ... His 18 QB sacks in 1973 is a Rebel record ... Participated in the 1976 Senior Bowl, 1976 Coaches Association All-America Bowl, and 1975 East-West Game ... Voted the National Lineman of the Week and Southeastern Lineman of the Week for his 1973 performance against Villanova ... Three times selected as the Southeastern Defensive Player of the Week ... Played professionally with the Buffalo Bills from 1976 to 1985 ... Inducted into the Mississippi Sports Hall of Fame in 1997 and the Ole Miss Sports Hall of Fame in 1993 ... Member of Ole Miss Team of the Century (1893-1992) ... Selected an SEC Legend in 2002 ... The Manning Center's Williams-Reed Football Foyer is named in his honor.

1979

JIM MILLER
5-11 • 182 • P • 1976-79
RIPLEY, MISS.



Consensus All-American in 1979 ... All-SEC honoree 1977-79 ... Averaged 43.4 yards on 266 career punts, fourth best in Ole Miss history ... Tied for most punts in a game with 12, set in 1978 ... In one game, averaged 51.7 yards per punt in six attempts, which is top-10 in Rebel history ... Still ranks

second for most punting yards in a season with 3,283 yards and is first for career with 11,549 yards ... Is the all-time leader in most punts with 266 ... Finished No. 1 in the nation in 1977 in punting, averaging 45.9 yards ... Member of Ole Miss Team of the Century (1893-1992) ... Member of Ole Miss Sports Hall of Fame.

1984

FREDDIE JOE NUNN
6-5 • 227 • DE • 1981-84
NAHAI WAIYA, MISS.




Co-captain of the 1984 Rebel squad ... First team All-American in 1984 ... Led Rebel defense with 123 tackles (53 solo) and six QB sacks ... Finished with 301 career tackles at Ole Miss ... First-team All-SEC in both 1983 and 1984 ... Played in the '84 Senior Bowl and Hula Bowl ... Received SEC

Player of the Week award twice in 1984 for his performance against Memphis State and Arkansas ... Selected in first round of 1985 NFL Draft by the St. Louis Cardinals ... Had an outstanding 12-year NFL pro career, playing for St. Louis, Phoenix, and Indianapolis ... Made All-Rookie team in 1985 ... Member of Ole Miss Team of the Century (1893-1992) ... Named to the 1980s All-SEC team.

1985 & 1986

BILL SMITH
6-3 • 217 • P-K • 1983-86
LITTLE ROCK, ARK.



One of the top punters of the modern era ... Still holds several NCAA records ... Averaged 44.3 yards on 254 career punts ... His 92-yard punt against Southern Mississippi in 1984 is the longest in Ole Miss history ... Earned All-America honors in 1985 and 1986 ...

Selected to the All-SEC teams in 1984, 1985 and 1986 ... Participated in the 1986 Senior Bowl and the 1986 Blue-Gray Game ... A member of

the Athlon All-Time All-America squad ... Currently holds Ole Miss record for best single game punting average at 84.5 yards ... Also holds second highest season punting average with a 47.7 mark in 1984 ... Leads Rebel record section with the most consecutive games having one or more 50 yard punts (32, 1983-86) ... Named to the 1980s All-SEC team ... Ole Miss Sports Hall of Fame Class of 2016.

1988

WESLEY WALLS
6-5 • 250 • LB-TE • 1985-88
PONTOTOC, MISS.



Enshrined in the College Football Hall of Fame in 2014 ... Made first team All-America and All-SEC in his only year as a tight end, 1988, when he caught 36 passes for 426 yards and three TDs ... Had seven catches for 79 yards in 1988 upset of Alabama ... Co-captain of the 1988 team

... Had 106 career tackles before being switched to tight end ... Selected to play in both the 1988 Senior Bowl and East-West Game ... Participated in the 1988 Blue-Gray Game ... A first team Academic All-American in 1988 ... Academic All-SEC for three seasons (1986-87-88) ... Clower-Walters Scholarship Award recipient in the spring of 1989 ... Drafted in 1989 by the San Francisco 49ers and played five years for them ... Later played with the New Orleans Saints, Carolina Panthers and Green Bay Packers ... Three-time All-Pro and five-time Pro Bowl performer ... Named an SEC Legend in 2007 ... 1980s All-SEC team ... Inducted into the Ole Miss Sports Hall of Fame in 2005 and the Mississippi Sports Hall of Fame in 2016.

1991 & 1992

EVERETT LINDSAY
6-5 • 290 • OT-OG • 1989-92
RALEIGH, N.C.



A three-year starter who was selected first team All-America in 1991 and consensus All-America in 1992 ... Chosen All-SEC in 1991 and 1992 ... As a freshman, he was named to the SEC Freshman team ... Walked on at Ole Miss and became one of the nation's

top linemen ... Enjoyed 11-year career in the NFL, playing for Minnesota, Baltimore and Cleveland ... Member of Ole Miss Team of the Century (1893-1992) and Ole Miss Sports Hall of Fame ... Named an SEC Legend in 2010.

1996

KRIS MANGUM
6-5 • 245 • TE • 1994-96
MAGEE, MISS.



First team All-America selection in 1996 ... Also earned first team All-SEC honors two years ... During his three years with the Rebels, caught 74 passes for 729 yards and four touchdowns, averaging 9.9 yards per reception ... Ended career ranked second among Ole Miss tight ends in receiving, trailing only Jim Poole's 94 receptions (1969-71) ...

His 729 yards career receiving ranks third best in Ole Miss history for tight ends ... Started 31 of 33 games after transferring from Alabama ... Played in East-West Shrine Game and Blue-Gray Classic ... Played with the Carolina Panthers from 1997-2006 ... Selected to Ole Miss Athletics Hall of Fame in 2008 ... 2016 SEC Legend.

1998

RUFUS FRENCH
6-4 • 245 • TE • 1996-98
AMORY, MISS.



Earned first team All-America honors from 10 different selection boards as one of the nation's top tight ends in 1998 ... Also earned first team All-SEC honors in 1997 and 1998 ... Was a second team All-America selection in 1997 ... Passed up senior season to enter NFL draft ... Three-year receiving totals at Ole Miss included 84 receptions for 814 yards and four touchdowns ... Played in 32 games, starting 20.

2000

KEN LUCAS
6-0 • 201 • DB • 1997-2000
CLEVELAND, MISS.



First team All-American and first team All-SEC as a senior in 2000 ... Selected to play in the 2001 Senior Bowl ... Led the nation and established an Ole Miss single-season record with 30 passes defended in 2000 ... Led the Rebels in interceptions with five, tying for third in the SEC and 19th nationally ...

Anchored an Ole Miss secondary that ranked first in the SEC and ninth nationally in pass efficiency defense (96.2) ... Selected in second round of 2001 NFL Draft by the Seattle Seahawks as the 40th overall pick ... Played five years with the Seahawks and four years with the Carolina Panthers ... Ole Miss Sports Hall of Fame Class of 2014.

2001

TERRENCE METCALF

6-4 • 315 • OL • 1997, 1999-2001
CLARKSDALE, MISS.



Earned first team All-America honors during 2001 senior season from four different rating systems, second team All-America by two and third team All-America honors by one ... Also rated first team All-SEC honors ... Participated in the 2002 Senior Bowl ... Selected as the SEC's Most Valuable

Lineman ... Received the Clower-Walters Scholarship Award, Birmingham Alumni Club's "Leadership Award" and All-America Football Foundation Red Blaik Outstanding Leadership Award ... Drafted in the third round by Chicago Bears and was with the organization from 2002-08 ... Signed by the New Orleans Saints in 2010.

2003

JONATHAN NICHOLS

6-0 • 180 • PK • 2001-04
GREENWOOD, MISS.




Earned first team All-America honors in 2003 when he won the Lou Groza Award for the nation's top place kicker ... Also earned first team All-SEC honors ... Set 15 school records ... Ole Miss' all-time leading scorer with 344 career points ... The 344 points ranked sixth on the SEC's career scoring list ... Finished his career with a streak of 117 consecutive PATs made, which ranked as the nation's longest active streak and was the fifth longest in SEC history ... Ole Miss' career leader in field goals made (63) ... Ranked first on the school's career list for PATs made (155) and PATs attempted (157).

...

2008

PERIA JERRY

6-2 • 290 • DT • 2005-08
BATESVILLE, MISS.



Named first team All-America in 2008 by the Associated Press and ESPN and second team by CollegeFootballNews.com and Rivals.com ... A consensus first team All-SEC selection ... Earned a school-record four SEC weekly awards ... Finished the season first in the SEC in TFLs (18.0), fifth in QB sacks

(7.0) and tied for sixth in forced fumbles (2) ... Also tied for 11th in the nation in TFLs ... Helped the Rebel defense rank No. 2 in SEC and No. 4 in the nation in rush defense (85.5 ypg) and tie for first in the NCAA in TFLs (8.62 pg) ... One of three finalists for the Conerly Trophy, given to Mississippi's top collegiate player each year ... Played in 12 games and started the last 11 ... Served as team captain ... Received the 2008 Most Dedicated Player Award from the Ole Miss Alumni Association ... Selected in the first round (24th overall pick) of the 2009 NFL Draft by the Atlanta Falcons.

2003

ELI MANNING

6-5 • 218 • QB • 2000-03
NEW ORLEANS, LA.



Earned first team All-America honors in 2003 and was the No. 1 overall pick in the 2004 NFL Draft by San Diego, before being traded to the New York Giants ... Won the 2003 Maxwell Award as the nation's top college player and the Johnny Unitas Award as the top senior

quarterback ... Received the NCAA Today Top VIII Award and Socrates Award ... Earned Academic All-America honors and was selected to the AFCA Good Works Team ... Finished third in the 2003 Heisman Trophy balloting ... Set or tied 47 Ole Miss single-game, season and career records ... Finished career with a school-record 10,119 career passing yards, which also ranked fifth on the SEC's career list ... A two-time Super Bowl MVP as quarterback of the Giants, just the fifth player in NFL history to earn MVP honors multiple times ... Led the Giants to a 21-17 win over the New England Patriots in Super Bowl XLVI and a 17-14 victory over the previously unbeaten Patriots in Super Bowl XLII ... A three-time Pro Bowl selection ... Member of the Ole Miss Student Hall of Fame.

2005 & 2006

PATRICK WILLIS

6-2 • 230 • LB • 2003-06
BRUCETON, TENN.



One of the nation's top linebackers when he earned first team All-America honors in 2005 and then became a consensus All-America selection as a senior in 2006 ... Selected to the most first team All-America squads (13) ever by a Rebel player ... Received the Butkus Award and Lambert Award as

the nation's top linebacker in 2006 and was a finalist for the Bronko Nagurski Award and a semifinalist for the Rotary Lombardi Award and the Lott Trophy ... Earned first team All-SEC as well as SEC Defensive Player of the Year honors for the 2005 and 2006 seasons ... Led the nation in solo tackles (9.0) in 2005 and ranked sixth in the nation in total tackles (12.8) ... As a senior in 2006, led the SEC in tackles (11.4), which also ranked sixth in the NCAA, and ranked third in the nation in solo tackles (7.25) ... Was named the South Team Defensive MVP at the 2007 Senior Bowl ... Received the 2006 Chucky Mullins Courage Award and also received the Cellular South Conerly Trophy as Mississippi's top collegiate player of 2006 ... Selected in the first round (11th overall pick) of the 2007 NFL Draft by the San Francisco 49ers ... 2007 Associated Press NFL Defensive Rookie of the Year ... Became the first player in franchise history to be selected as an All-Pro in each of his first six seasons ... Seven-time Pro Bowl selection ... Led the NFL in tackles in 2007 and 2009 ... Named to the Athlon and SI.com SEC All-Decade teams for 2000-09 and Athlon's All-BCS Era team for 1998-2014 ... Inducted into the Ole Miss Sports Hall of Fame in 2015.

2008

MICHAEL OHER

6-5 • 318 • OL • 2005-08
MEMPHIS, TENN.



Started 47 consecutive games over his career ... A consensus first team All-America and All-SEC selection as a senior ... Earned the Jacobs Blocking Trophy as the SEC's best blocker from the league's coaches his final season ... Received the Shug Jordan Award

as the Southeast Offensive Lineman of the Year from The Touchdown Club of Atlanta ... One of three finalists for the Outland Trophy ... One of three finalists for the Conerly Trophy ... One of 12 semifinalists for the Rotary Lombardi Award ... Earned fourth team All-America and first team All-SEC honors as a junior in 2007 ... As a blocker, helped running back BenJarvus Green-Ellis top the 1,000-yard rushing mark in consecutive seasons ... Selected in the first round (23rd overall pick) of the 2009 NFL Draft by the Baltimore Ravens ... The Ravens defeated the San Francisco 49ers 34-31 in Super Bowl XLVII ... Subject of a national best-selling book and major motion picture, The Blind Side.

2009

JOHN JERRY

6-6 • 335 • OL • 2006-09
BATESVILLE, MISS.



Chosen first team All-America by the All-American Football Foundation ... Two-time All-SEC honoree (2008 and 2009) ... Blocked for three 1,000-yard rushers (BenJarvus Green Ellis in 2006 and 2007; Dexter McCluster in 2009) ... Played in 49 games over his four seasons, starting 46 ... As a senior named All-SEC first team by AP, SEC Coaches, Rivals and CollegeFootballNews.com and second team by Phil Steele ... Helped the Rebel offense rank second in the SEC and 14th in the nation in fewest sacks allowed (17) ... Helped Dexter McCluster post the second-highest rushing total in school history with 1,169 yards ... Served as team captain ... Selected in the third round of the 2010 NFL Draft by the Miami Dolphins with the No. 73 overall pick.

2009

DEXTER McCLUSTER

5-9 • 170 • RB-WR • 2006-09
LARGO, FLA.



One of the best all-purpose players in Ole Miss history ... Chosen first team All-America by the All-American Football Foundation (all-purpose player) ... Finished No. 2 on the Ole Miss career all-purpose yardage list with 4,089, behind only Deuce McAllister's 4,889 (1997-2000) ... Ranks ninth among the all-time Rebel rushers with 1,955 yards ... Became just the second back-to-back offensive MVP in the 74-year history of the Cotton Bowl Classic, joining SMU's Doak Walker in 1948-49 ... Two-time All-SEC honoree as an all-purpose player ... Also earned All-SEC accolades as both a wide receiver (2008, 2009) and running back (2009) ... Received the National Running Back Trophy from the College Football Performance Awards ... As a senior named first team All-SEC as an all-purpose player (AP), second team as a running back (AP, SEC Coaches, Rivals) and second team as a wide receiver (Phil Steele) ... First player in SEC history with 1,000 rushing yards (1,169) and 500 receiving yards (520) in the same season ... Selected in the second round of the 2010 NFL Draft by the Kansas City Chiefs with the No. 36 overall pick ... Made the Pro Bowl in 2013 ... Signed a free agent deal with the Tennessee Titans in the 2013 offseason ... Named to Athlon's SEC All-Decade team for 2000-09.

2013

CODY PREWITT

6-2 • 212 • DB • 2011-14
BAY SPRINGS, MISS.



Selected first team All-America in 2013 by Associated Press, USA Today and Lindy's ... 55th first team All-America selection in school history and the first Rebel safety selected first team since Harry Harrison in 1973 ... Voted to the All-SEC first team in 2013 and 2014 by the Associated Press, league coaches, Sporting News, ESPN.com, Athlon and College Sports Madness ... Jim Thorpe Award Semifinalist in 2013 and 2014 ... Invited to the Senior Bowl ... Served as a team captain for all 13 games in 2014 ... Played in all 51 games of his Rebel career ... Tied for eighth in school history with 11 career INTs ... Signed a free agent deal with the Tennessee Titans.

2014

SENQUEZ GOLSON

5-9 • 176 • CB • 2011-14
PASCAGOULA, MISS.



A consensus first team All-American ... First unanimous choice since offensive tackle Michael Oher in 2008 ... 56th first team All-American in school history and first cornerback since Ken Lucas in 2000 ... Finalist for the Bronko Nagurski Trophy, awarded to the national defensive player of the year ... Conerly Trophy Finalist ... SEC Defensive Player of the Year (Scout.com, College Sports Madness) ... First Team All-SEC selection ... Led the SEC and finished second nationally with a school record-tying 10 interceptions ... Finished the 2014 season with a nation-best 16 career interceptions ... Selected in the second round (56th overall selection) of the 2015 NFL Draft by the Pittsburgh Steelers.

2015

ROBERT NKEMDICHE

6-4 • 296 • DT • 2013-15
LOGANVILLE, GA.



Two-time All-American, including a first-teamer by Scout.com in 2015 ... Two-time first team All-SEC selection ... First defensive lineman to be named a finalist for the Hornung Award (nation's most versatile player) ... Started 34 of 35 games in his Ole Miss career ... Totaled 98 tackles, 19.0 tackles for loss and 7.0 sacks ... Scored three offensive touchdowns (two rushing, one receiving) as a junior in 2015 ... Selected in the first round of the 2016 NFL Draft by the Arizona Cardinals with the 29th pick ... First Ole Miss defensive lineman to be drafted since 2011.

2016

EVAN ENGRAM

6-3 • 235 • TE • 2013-16
POWDER SPRINGS, GA.



A consensus first team All-American ... All-time Ole Miss leader in receptions (162), receiving yards (2,320) and TD catches (15) by a tight end ... First player in school history to earn All-SEC honors four times ... Winner of the Ozzie Newsome Award (college football's best tight end), Pop Warner College Football Award (senior who has made the biggest difference on the field, in the classroom and in his community) and the C Spire Conerly Trophy ... Ended his career as nation's leader among active TEs in career receiving yards ... Among all Rebels, ranks fourth in career receptions, fifth in receiving yards and tied for sixth in TD catches ... Four-year starter ... Two-year team captain ... Started 42 of 45 games played in his Rebel career ... Selected in the first round of the 2017 NFL Draft by the New York Giants with the 23rd pick ... First Rebel tight end to be drafted since 1997.

ALL-SEC

	Year	First Team	Second Team	Third Team		Year	First Team	Second Team	Third Team
Billy Ray Adams, FB	1961	AP, UPI			Tony Conner, S	2014		AP	CSM
Elmer Allen, DT	1971	AP			Jonathan Cornell, LB	2010		PS	
Buddy Alliston, G	1955		AP, INS	UPI	Paige Cothren, FB	1955	AP, INS		UPI
J.R. Ambrose, WR	1985		AP			1956	AP, UPI		
	1986		AP		Chris Cottam, OG	1980		AP	
	1987		AP		Jimmy Crawford, G	1948	AP, UPI		
James Anderson, FB	1960		AP, BN	UPI		1949	UPI, INS-D	AP	
Tyjl Armstrong, TE	1991	AP, BN, TBS			Doug Cunningham, TB	1966	AP		
Winky Autrey, C	1939			AP	Carlos Davis, KR	2016		PFF	Athlon
John Avery, KR/RB	1996	BN	AP		Eagle Day, QB	1954	UPI	AP	
	1997		AP, C			1955	UPI, INS		AP
Randy Baldwin, RB	1990	AP, UPI, C, BN, FN			Mike Dennis, TB	1964	AP-O	UPI	
		UPI, C	AP			1965	AP, UPI-O		
Tony Bennett, OLB	1989		AP		Dave Dickerson, E	1954			UPI
Bob Benton, T	1960		AP	UPI	Don Dickson, G-T	1962	AP	UPI	
Les Binkley, K	1999		AP		Kenny Dill, C	1963	AP	UPI	
Rex Reed Boggan, T	1954	AP	UPI		Johnny Dixon, DB	1992	C, FN		
Brandon Bolden, RB	2010			PS		1993	C	AP	
Bookie Bolin, G	1961		UPI		Paul Dongieux, DB	1971		AP	
Tim Bowens, DT	1993		AP		Dewayne Dotson, LB	1992	BN	AP, C	
Danny Boyd, DB	1992		AP, C			1993	AP, C		
McKinley Boykin, DL	2004		C		John (Kayo) Dottley, FB	1949	AP, UPI	INS-O	
Kimble Bradley, QB	1938		UPI	AP		1950	AP, UPI, INS		
Art Bressler, G	1972		AP-O		Gene Dubuisson, C	1955		AP, INS	UPI
	1973	AP, UPI-O			Charles Duck, G	1956			AP, UPI
Billy Brewer, DB	1959				Jim Dunaway, C	1961	AP, UPI		
Johnny Brewer, E	1959	BN	AP			1962	UPI	AP	
	1960	AP, UPI, BN			Perry Lee Dunn, QB	1963		AP, UPI	
Alundis Brice, DB	1993	AP, BN	C		Doug Elmore, QB	1961		AP, UPI	
	1994	AP, C, FN, S&S, BN			Trae Elston, S	2015	C, ESPN, Athlon, PS	AP	
Fred Brister, LB	1970		AP		Evan Engram, TE	2013		AP, CSM	
Oscar Britt, G	1941		AP			2014	AP, C, ESPN, Athlon, CSM		
	1942			AP, UPI		2015		C, Athlon, PS	
A.J. Brown, WR	2017	AP, C, PS				2016	AP, C, ESPN, CBSS, Scout, SBN	PFF	
	2018	AP, C, ESPN Athlon, PS	PFF		Bill Erickson, T	1947		AP, UPI	
Allen Brown, E	1963	AP	UPI		Mike Espy, KR	2004	SFS		
Chad Brown, DT	1964	AP-O, UPI			Bill Eubanks, E	1941	AP		
Raymond Brown, QB	1992	AP, BN	C		Julian Fagan, P	1967		AP	
Serderius Bryant, LB	1957	UPI	AP, INS			1968		AP	
Doug Buckles, OG	2013		AP	CSM		1969		AP	
	2004	CA	C		Hap Farber, DE	1969	AP, UPI		
Derrick Burgess, DE	2000	AP, BN, FN	C, R		Bill Farris, DE-P	1975		AP	
Alan Bush, T	1967		AP-O		Mike Fitzsimmons, DT	1986		AP	
Charlie Cage, DT	1978	UPI			Charlie Flowers, FB	1958	AP	UPI	
Tyler Campbell, P	2010		AP			1959	AP, UPI, BN		
Glenn Cannon, S	1968	AP			Jesse Flowers, T	1933			AP
	1969	AP, UPI			John Fourcade, QB	1979		UPI, AP	
Kendrick Clancy, DT	1999	FN	AP			1980	UPI	AP	
Ben Claxton, C	2001		AP, C		Bobby Franklin, QB	1958		UPI	
	2002		AP, C		Floyd Franks, SE	1969		AP	
Devon Coburn, OT	1997		C			1970		AP	
Dennis Coleman, DE	1970	AP, UPI			Rufus French, TE	1997	AP, C, FN		
Kem Coleman, LB	1976		AP			1998	AP, C, FN, BN		
	1977		AP		Lee Garner, LB	1966		UPI	
Chris Collins, WR	2002		AP		Jake Gibbs, QB	1959		AP, UPI, BN	
	2003	C, AP, CA, CFN CTFP, SPS				1960	AP, UPI, BN		
Charlie Conerly, HB	1946	UPI	AP		Kline Gilbert, T	1952	AP-O	UPI	
	1947	AP, UPI							

ALL-SEC

	<u>Year</u>	<u>First Team</u>	<u>Second Team</u>	<u>Third Team</u>		<u>Year</u>	<u>First Team</u>	<u>Second Team</u>	<u>Third Team</u>
Chauncey Godwin, DB	1989	BN			Rick Kimbrough, FLK	1975		AP-O	
Senquez Golson, CB	2014	AP, C, ESPN Athlon, CSM SEC			Billy Kinard, HB	1955			AP, INS
Willie Goodloe, KR	1985				Bruiser Kinard, T	1936	AP		
Jesse Grandy, PR	2010			PS		1937	AP, UPI		
Larry Grantham, E	1958		AP, UPI		Boyd Kitchen, OG	1997		AP	
	1959	AP, BN	UPI		Chet Kozel, T	1941			AP
Joe Gunn, RB	1999	FN	AP, C		Broc Kreitz, LB	1997		C	
	2001		AP, C		Jimmy Lear, QB	1951			AP, UPI
Louis Guy, WB	1962			AP, UPI		1952		UPI	AP-D
Mac Haik, SE	1967		AP-O		Don Leathers, OT	1972	AP-O		
Parker Hall, TB	1938	AP, UPI			Kendrick Lewis, S	2009		R	PS
Whaley Hall, T	1963	AP, UPI			Everett Lindsay, OG-OT	1991	FN	AP	
Clarence Hapes, TB	1936		AP			1992	AP, C, BN, FN		
Merle Hapes, FB	1940	SSWA	AP		Greg Little, OT	2017		AP, C, PS	
	1941	AP				2018	AP, C, Athlon, PS		
Ray Hapes, HB	1935			AP	Kentrell Lockett, DE	2009			PS
Greg Hardy, DE	2007	C, AP	R, PS		DaMarkus Lodge	2018		PS	
	2008		C		Harol Lofton, HB	1953			AP, UPI
Harry Harrison, S	1973		AP-D		Billy Lott, RH	1957			
James Harvey, OT	1965		AP		Ken Lucas, DB	2000	BN, C, CFN, CSSE, FN, R	AP	
Marquis Haynes, DE	2015		C, AP, PS		Kris Mangum, TE	1995	AP, FN, BN	AP, C	
	2016		Athlon, PS			1996	FN	C	
	2017		AP, C, PS		Archie Manning, QB	1969	AP, UPI		
Homer Hazel, G	1941	AP				1970	UPI	AP	
Ray Heidel, DB	1970		AP		Eli Manning, QB	2002		AP	
Bart Herrington, E	1933			AP		2003	C, AP, CA, CFN CTFR, SFS		
Jeff Herrod, LB	1986	C	AP		Mike Marry, LB	2011			PS
	1987		AP		James Mask, DE	1952	INS-D		AP, UPI
Gene Hickerson, T	1957	AP, UPI, INS			Harold Maxwell, DE	1951	AP-D		
Mike Hilton, DB	2015		C, AP, PS		Jerry May, G	1952			AP-O
Stan Hindman, G	1963	UPI	AP		Deuce McAllister, RB	1998		AP, C	
	1964		AP, UPI			1999	AP, C, BN	AP (all-purpose)	
	1965	AP, UPI-O				2000	AP	C, R	
Steve Hindman, TB	1967		AP-O		Bob McCain, E	1944			AP
Chuck Hinton, C	1966		AP		Worthy McClure, OT	1970	AP, UPI-O		
Shay Hodge, WR	2008			PS	Dexter McCluster, RB-WR	2008		AP	PS
	2009	AP, C, R, SN, CFN	PS			2009	AP, PS	AP, C, R	
Paul Hofer, FB	1973		AP-O		Bobby McCool, FB	1954			UPI
Junie Hovious, TB	1939		AP		Terrence Metcalf, OT	2000	BN, C, CFN, CSSE, FN, R	AP	
	1940	AP				2001	AP, C, FN		
	1941	UPI	AP		Jeff Miller, OT	1994			C
Abdul Jackson, LB	1993		AP, C		Jim Miller, P	1977	UPI	AP	
	1994	AP, C, FN, S&S, BN				1978	AP, UPI		
Tommy James, DB	1967		AP-D			1979	AP, UPI		
Skip Jernigan, OG	1969		AP-O		Romaro Miller, QB	2000		C	
	1970	AP, UPI-O			Crawford Mims, G	1952		AP-D, UPI	
John Jerry, OL	2008		C, PS			1953	AP, UPI, INS		
	2009	AP, C, R, SN, CFN	PS		Chris Mitchell, SS	1990	AP, FN, BN		
Peria Jerry, DT	2007		AP, R		Jesse Mitchell, DT	2003	AP, CA	SFS	
	2008	C, PS, AP			Donte Moncrief, WR	2012		CSM	PS
C.J. Johnson, DE	2012			CSM	Tim Montz, PK	1996		C	
Lawrence Johnson, DT	1975		AP-D		Steven Moore, CB	1986	C		
Marcus Johnson, OL	2004		AP			1988	AP		
Billy Ray Jones, LG	1961			AP, UPI	Chuck Morris, TB	1962			AP
Chad Kelly, QB	2015		C, AP, PS		Buz Morrow, DT	1969		AP-D	
	2016	PFF	C, AP	Athlon	Charlie Moss, CB	1976		AP	
Jimmy Keyes, G-LB	1966	AP-D	UPI-D		Allen Muirhead, HB	1954		AP, UPI	
	1967	AP, UPI-D			Reid Neely, OG	2009			PS

ALL-SEC

	Year	First Team	Second Team	Third Team		Year	First Team	Second Team	Third Team
Jonathan Nichols, PK	2003	C, AP, CA, CFN CTFP, SFS			Bradley Sowell, OL	2010		AP	
	2004		C, AP		Armejis Spearman, LB	1998		AP, BN	
Denzel Nkemdiche, LB	2012		AP, CSM, PS			1999		AP	
	2013		AP	CSM	Breeland Speaks, DL	2017		AP, PS	
Robert Nkemdiche, DT	2014	AP, C, CSM	Athlon		Chris Spencer, C	2004	SFS		
	2015	ESPN, Athlon	C, AP, PS		Tre' Stallings, OL	2005	C		
Jeff Noblin, SS	1986	C	AP		Jerry Stone, C	1956			AP
Freddie Joe Nunn, DE	1983	SJ			Bill Stribling, DE	1950	AJ		AP, UPI
	1984	AP, UPI, C			Jack Stribling, E	1949	UPI, INS	AP	
Michael Oher, OT	2006		C, R		Eddie Strong, LB	1999		C	
	2007	C, AP, R, PS, PR				2001		C	
	2008	C, AP, PS				2002	C		
Cory Peterson, WR	1999		AP		Jim Stuart, LB	1973		AP-D	
Pat Phenix, OT	1981	AP			Syniker Taylor, FS	2000		AP	
	1982	UPI	AP			2001	C, FN	AP	
Cory Philpot, TB	1992	AP	C		Marvin Terrell, G	1959	AP, UPI, BN		
George Plasketes, DE	1977	AP, UPI			Gary Thigpen, CB	1998		C	
Barney Poole, E	1947	AP, UPI			Larry Thomas, LB	1969		AP-D	
	1948	AP, UPI, INS			Ken Toler, WR	1980		AP	
Jim Poole Jr., TE	1970	UPI	AP		Andre Townsend, DT	1982		AP	
	1971	UPI				1983		AP	
Ray Poole, E	1946	AP, UPI			Frank Trapp, LB	1968		AP-D	
Jerrell Powe, DT	2009		AP		Laquon Treadwell, WR	2014		Athlon	
	2010		C, PS			2015	C, AP, ESPN, Athlon, PS		
Cody Prewitt, S	2013	AP, C, SN, CSM, ESPN			Laremy Tunsil, OL	2013		AP	CSM
	2014	AP, C, ESPN, Athlon, CSM				2014	AP, Athlon, CSM	C	
						2015	Athlon, ESPN		
Richard Price, G-T	1959			UPI	Gary Turner, DE	1975		AP-D	
	1960	AP, BN	UPI		Jim Urbanek, DT	1965	AP, UPI-D		
Kelvin Pritchett, DT	1989		AP			1966	AP, UPI-D		
	1990	AP, UPI, C, FN, BN			Burney Veazey, TE	1972	AP, UPI-D		
						1973	UPI-O	AP-O	
Jack Propst	2018			PS	Todd Wade, OT	1999	AP, C, BN		
Randy Reed, FB-TB	1970		AP		Mike Wallace, WR	2007			PS
Tutan Reyes, OT	1999		C			2008		PS	
Bill Richardson, T	1935		AP		Wesley Walls, TE	1988	AP, C		
Jerry Richardson, DE	1966	UPI	AP-D		Cassius Ware, LB	1993	AP	C	
	1967		AP-D		Garland Warfield, DB	1966	AP	UPI	
Cody Ridgeway, P	2003		C		Jim Weatherly, QB	1964		AP, UPI	
	2004	R			Curtis Weathers, TE	1977		AP	
Rab Rodgers, HB	1935		AP			1978		AP	
Farley Salmon, QB	1948		AP, UPI, INS		Randy White, OG	1977		AP	
Todd Sandroni, DB	1987		AP		Jordan Wilkins, RB	2017			PS
	1988	C	AP		Ben Williams, DT-MG	1973	UPI-D	AP-D	
Dan Sartin, DT	1967		AP-D			1974	UPI-D	AP-D	
Bill Schneller, QB	1939	AP				1975	AP-D, UPI-D		
Joshua Shene, K	2008	AP	C, PS		Don Williams, E	1957		UPI	
Jackie Simpson, G	1957	AP	UPI		Patrick Willis, LB	2005	AP, C, R, CFN		
Eddie Small, WR	1992		C			2006	AP, C, R		
Bill Smith, P	1984		AP		Gary Wunderlich, K	2016		C, AP, PS	Athlon
	1985	UPI, C, SEC	AP		Billy Yelverton, T	1956	AP	UPI	
	1986	UPI, C, AP							
Ralph Smith, E	1960			AP					
	1961		AP, UPI						
Jevan Snead, QB	2008			PS					

Guide to Abbreviations: AP (Associated Press), Athlon, BN (Birmingham News), C (Coaches), CA (Commercial Appeal), CFN (CollegeFootballNews.com), CSM (College Sports Madness), CSSE (College Sports Southeast), CTFP (Chattanooga Free Press), ESPN (ESPN.com) FN (Football News), INS (International News Service), PFF (Pro Football Focus), PR (Mobile Press-Register), PS (Phil Steele), R (Rivals.com), S&S (Street and Smith), Scout (Scout.com), SFS (Southern Football Saturdays), SBN, (SB Nation), SN (Sporting News), UPI (United Press International).

REBEL HONOR ROLL

HALLS OF FAME & HONORARY TEAMS

COLLEGE FOOTBALL HALL OF FAME: Frank M. (Bruiser) Kinard, T, 1951 (Charter Member); Charles A. Conerly, QB, 1966; Barney Poole, E, 1974; John H. Vaught (Coach), 1979; Doug Kenna, QB, 1984; Thad "Pie" Vann (Coach), 1987; Archie Manning, QB, 1989; Parker Hall, HB, 1991; Jerry Dean (Jake) Gibbs, QB, 1995; Charlie Flowers, FB, 1997; Wesley Walls, TE, 2014; Patrick Willis, LB, 2019.

PROFESSIONAL FOOTBALL HALL OF FAME: Frank M. Kinard, T, 1971, Gene Hickerson, G, 2007

HELMS ATHLETIC FOUNDATION HALL OF FAME: Frank M. Kinard, T, 1955; Charles Conerly, QB, 1959; Barney Poole, E, 1966

NACDA HALL OF FAME: C.M. (Tad) Smith, 1972; Warner Alford, 2018

COTTON BOWL HALL OF FAME: Eagle Day, QB, 2003; Houston Nutt, Head Coach, 2018

NATIONAL QUARTERBACK CLUB HALL OF FAME: Archie Manning, 2004

UNITED STATES MARINE CORPS SPORTS HALL OF FAME: Charlie Conerly, QB, 2010

CAROLINA PANTHERS HALL OF HONOR: Wesley Walls, 2019

MIAMI DOLPHINS WALK OF FAME: Tim Bowens, 2012

NEW ORLEANS SAINTS RING OF HONOR: Archie Manning, 2013

NEW YORK GIANTS RING OF HONOR: Charlie Conerly, 2010

NEW YORK JETS RING OF HONOR: Larry Grantham, 2011

ALL-TIME ALL-AMERICA: Frank M. Kinard, T, 1948, All-America Board, 1932-48; Frank M. Kinard, T, 1948; All-America Squad, Associated Press, 1951; Frank M. Kinard, T, 1948, Football Writers Association of America, 1920-68, September, 1969; Frank M. Kinard, T, 1948, Athlon, 1869-1992; Archie Manning, QB, 1970, Athlon, 1869-1992; Bill Smith, P, 1986, Athlon, 1869-1992

WALTER CAMP ALL-CENTURY TEAM: Frank M. (Bruiser) Kinard, T

CHICK-FIL-A SOUTHEASTERN CONFERENCE PLAYERS OF THE MILLENNIUM: Jerry Dean (Jake) Gibbs, QB; Archie Manning, QB; Barney Poole, E

ALL-TIME ALL-SOUTHEASTERN: Frank M. (Bruiser) Kinard, T (From 1933, FWAA)

September, 1969; 1933-42; John A. (Junie) Hovious, HB; Frank M. Kinard, T

LINDY'S SEC ALL-CENTURY TEAM (1900-99): First Team—Archie Manning, QB; 2nd Team—Barney Poole, E; Bruiser Kinard, OL

LINDY'S 25TH ANNIVERSARY SEC TEAM (1982-2006): Freddie Joe Nunn, DL, 2nd Team; Bill Smith, P, 2nd Team

25-YEAR ALL-SOUTHEASTERN CONFERENCE TEAM (1961-85): Archie Manning, QB

BIRMINGHAM QUARTERBACK CLUB QUARTER CENTURY ALL-SEC TEAM (1950-74):

Stan Hindman, G; Archie Manning, QB

SEC SKYWRITERS ALL-TIME SEC TEAM (1933-82): First Team Offense—Archie Manning, QB (1968-70); Bruiser Kinard, L (1935-37). First Team Defense—Jimmy Patton, DB (1953-55). Second Team Offense—Charlie Conerly, QB (1942, 1946-47); Barney Poole, WR (1942-48); Stan Hindman, L (1963-65); Gene Hickerson, L (1955-57). Second Team Defense—Larry Grantham, LB (1957-59)

SOUTHEAST AREA ALL-TIME TEAM (1920-1969): Frank "Bruiser" Kinard, T (1935-37)

ATLANTA JOURNAL 35-YEAR ALL-SEC TEAM: Bruiser Kinard, T, 1937; Barney Poole, E, 1948

ATHLON TOP 25 PLAYERS OF BCS ERA (1998-2010): Patrick Willis, LB (No. 20)

LAKELAND (Fla.) LEDGER 25-YEAR ALL-SEC TEAM (1961-85): Archie Manning, QB, 1968-70

PREVIEW SPORTS ALL-DECADE TEAM (1940-49): Barney Poole, E

SPORTS ILLUSTRATED ALL-DECADE TEAM (1930-39): Frank M. (Bruiser) Kinard, T

SPORTS ILLUSTRATED ALL-DECADE TEAM (1940-49): Barney Poole, E

SI.com ALL-DECADE TEAM (2000-09): Patrick Willis, LB

ATHLON ALL-DECADE TEAM (2000-09): Patrick Willis, LB

ATHLON SPORTS ALL-BCS ERA (1998-2014) DEFENSE: Patrick Willis, LB, 2003-06

1960s ALL-SEC TEAM: Glenn Cannon, DB, Jim Dunaway, L; Stan Hindman; Archie Manning, QB

1970s ALL-SEC TEAM: Archie Manning, QB

1980s ALL-SEC TEAM: Freddie Joe Nunn, DL; Bill Smith, P; Wesley Walls, TE

LINDY'S SEC ALL-DECADE TEAM (1990-99): Second Team — Dwayne Dotson, LB

SEC ALL-DECADE TEAM (1990-99): Second Team — Todd Wade, OL

ATHLON SEC ALL-DECADE TEAM (2000-09): Patrick Willis, LB; Dexter McCluster, AP

SEC LEGENDS: Charles A. Conerly, TB, 1994; George Barney Poole, E, 1995; John Howard Vaught, Coach, 1996; John (Kayo) Dottley, RB, 1997; Archie Manning, QB, 1998; Charlie Flowers, FB, 1999; Robert C. Khayat, L-K, 2000; Ray Poole, E, 2001; Ben Williams, DL, 2002; Billy Ray Adams, RB, 2003; Allen Brown, TE, 2004; Andre Townsend, DL, 2005, Jerry Dean (Jake) Gibbs, QB, 2006; Wesley Walls, TE, 2007; Bobby Ray Franklin, QB, 2008; Jimmy Lear, QB, 2009; Everett Lindsay, OL, 2010; Deuce McAllister, RB, 2011; Glynn Griffing, QB, 2012; Jeff Herrod, LB, 2013; Stan Hindman, OL, 2014; Ken Lucas, DB, 2015; Kris Mangum, TE, 2016; Terrace Metcalf, OL, 2017; Jim Miller, P, 2018.

DAVEY O'BRIEN LEGENDS AWARD: Archie Manning, QB, 2004

SOUTHERN LIVING SOUTH'S GREATEST PLAYERS (1936-86): Bruiser Kinard, T

ATHLON SPORTS ALL-TIME REBEL TEAM (1893-1995): Offense — Floyd Franks, WR (1968-70); Barney Poole, WR (1942, 47-48); Wesley Walls, TE (1985-88); Jim Dunaway,

OL (1960-62); Stan Hindman, OL (1963-65); Everett Lindsay, OL (1989-92); Crawford Mims, OL (1951-53); Marvin Terrell, OL (1957-59); Archie Manning, B (1968-70); John (Kayo) Dottley, RB (1947-50); Charlie Flowers, RB (1957-59); Bryan Owen, K (1985-88); Defense — Bruiser Kinard, DL (1935-37); Kelvin Pritchett, DL (1988-90); Ben Williams, DL (1972-75); Jim Urbanek, DL (1965-67); Freddie Joe Nunn, LB (1981-84); Larry Grantham, LB (1957-59); Jeff Herrod, LB (1984-87); Glenn Cannon, DB (1967-69); Barry Wilburn, DB (1981-84); Jimmy Patton, DB (1952-54); Todd Sandroni, DB (1987-90); Bill Smith, P (1983-86)

MISSISSIPPI SPORTS HALL OF FAME (Year Inducted): Billy Ray Adams, 1987; Warner Alford, 2003; Coolidge Ball, 2008; Calvin Barbour, 1975; Doby Bartling, 1977; Bernard (Blackie) Blackwell, 2001; Denver Brackeen, 1982; Billy Brewer, 2018; Johnny Brewer, 2004; Allen Brown, 2010; Raymond Brown, 2006; Lindy Callahan, 2004; Mack Cameron (coach), 1999; Jim Carmody (coach), 2009; Billy Chadwick, 2006; Van Chancellor, 2005; Charlie Conerly, 1966; Eddie Crawford, 2012; Bobby Crespino, 1994; Doug Cunningham, 2014; Roland Dale, 1995; J. W. (Wobble) Davidson, 1986; Herman (Eagle) Day, 1981; Mike Dennis, 2015; John (Kayo) Dottley, 1971; Jim Dunaway, 1990; Doug Elmore, 1993; Charlie Flowers, 1985; Bobby Ray Franklin, 2005; K.P. Gatchell (coach), 1966; Joe Gibbon, 1979; Jake Gibbs, 1976; Kline Gilbert, 1977; Jennifer Gillom, 2008; Peggie Gillom, 1998; Gerald Glass, 2013; Tom Goode (coach), 1982; Bill Goodrich, 2005; B.L. (Country) Graham, 1963; Larry Grantham, 1980; Glynn Griffing, 2002; Edwin (Goat) Hale (coach), 1961; Parker Hall, 1970; Gene Hickerson, 1979; Stan Hindman, 1988; John A. (Junie) Hovious, 1967; Doug Kenna, Jr., 1970; Don Kessinger, 1984; Robert C. Khayat, 2000; Frank M. (Bruiser) Kinard (Charter Member), 1961; Dr. Cecil (Ike) Knox, 1964; A.C. (Butch) Lambert, 2000; Jimmy Lear, 1991; Harold Lofton, 1999; Archie Manning, 1989; Deuce McAllister, 2014; Jimmie McDowell (writer), 1999; Dr. Cary Middlecoff, 1996; Crawford Mims, 1995; John Montgomery, 1974; C.R. (Dudy) Noble (coach), 1961; Jimmy Patton, 1972; George Barney Poole, 1965; James E. (Buster) Poole, 1964; Ray S. Poole, 1968; Richard Price, 2019; Langston Rogers, 2013; William C. (Billy) Sam, 1965; C. M. (Tad) Smith, 1969; Ralph (Catfish) Smith, 2002; John Stroud, 2009; Tom Swayze, 1978; Marvin Terrell, 2001; Thad (Pie) Vann, 1971; John H. Vaught, 1976; Gerald (Gee) Walker, 1969; Joe Walker, Jr., 2018; Skeeter Webb, 1978; Hunter G. (Doc) Weddington, 1983; Ben Williams, 1997

OLE MISS SPORTS HALL OF FAME (Year Inducted): Billy Ray Adams, 1990; Whitey Adams, 2009; Warner Alford, 1999; Vaughn S. (Buddy) Alliston, Jr., 1996; Austin H. Applewhite (Charter Member), 1986; Kent Austin, 2000; Cynthia Autry, 2007; Bobby Bales, 2010; Coolidge Ball, 1991; Pat Ball, 2011; Calvin C. Barbour (Charter Member), 1986; Rod Barnes, 2011; Nick Barone, 2006; McNeil Doby Bartling (Charter Member), 1986; Preston (Pep) Bennett, 2005; Tony Bennett, 2003; Mahesh Bhupathi, 2017; Rex Reed Boggan, 1988; Treva G. (Bookie) Bolin, 1992; Jamie Booras, 1999; Marie Laure Bougnol, 2003; Arnold L. (Showboat) Boykin, 1988; Charlie Denver Brackeen, 1988; J. Kimble Bradley (Charter Member), 1986; Megan Breen, 2017; Art Bressler, 2013; Billy Brewer, 2011; Johnny Brewer, 1991; Allen Brown, 1989; Raymond L. Brown, 1988; Cecil Burford, 2007; Edmund Jack Burke, 1995; William Webster (Webb) Burke (Charter Member), 1986; John L. Cain (Coach), 1987; Jeff Calhoun, 2001; Lindy Callahan, 2009; Dori Carter, 2015; Keith Carter, 2012; Samuel Parker Carter (Charter Member), 1986; Billy Chadwick, 2018; Van Chancellor, 2002; Fran Spencer Chandler, 2011; Carlos Clark, 2001; Angelia Clay, 2005; William F. (Bill) Clay, 1996; Paloma Collantes, 2000; Charles A. (Charlie) Conerly, 1987; Eugenia Conner, 1995; Kimsey O'Neal Cooper, 2003; Jennis Paige Cothran, 1988; Edward S. (Eddie) Crawford, 1988; James A. (Jimmy) Crawford, 1988; Bobby Crespino, 1990; Doug Cunningham, 1994; Chester H. Curtis (Charter Member), 1986; Roland H. Dale, 1987; Clarence Daniel, 2016; J.W. (Wobble) Davidson, 1987; Sheila Sullivan Davis, 1995; Herman (Eagle) Day, 1988; Tony Dees, 2004; David Dellucci, 2010; Walter M. (Mike) Dennis, 1996; Kenneth D. Dill, 1989; Steve Dillard, 1997; Paul Dongieux, 2012; John (Kayo) Dottley, 1987; Jim Dunaway, 1990; Doug Elmore, 1990; Joseph P. Evans (Charter Member), 1986; Kenneth D. Farragut, 1988; Charlie Flowers, 1988; Bobby Ray Franklin, 1988; Floyd Franks, 1993; Rufus French, 2018; John Lee Gainey Jr., 2002; H. William (Billy) Gates, 1992; Joe Gibbon, 1988; Jake Gibbs, 1976; Kline Gilbert, 1988; Jennifer Gillom, 1999; Peggie J. Gillom, 1996; Gerald Glass, 2002; Lan Gooch, 2005; Kyle Gordon, 2003; B.L. (Country) Graham (Charter Member), 1986; James Larry Grantham, 1995; Glynn Griffing, 1989; Lauren Grill, 2017; Louis Guy, 1994; Mac Haik, 2001; Parker Hall, 1987; Whaley Hall, 1995; Ali Hamadeh, 2017; Doug Hamley, 1987; Jeff Hamm, 2004; Merle Hapes, 1993; Harry Harrison, 1994; Joe Harvell, 2013; Kirk England Haynes (Charter Member), 1986; Stephen Head, 2016; Jimmy Heidel, 2004; Brad Henderson, 2016; Jeff Herrod, 2001; Gaston H. Hewes (Charter Member), 1986; Gene Hickerson, 1988; Antwon Hicks, 2017; Stanley C. Hindman, 1992; Steve Hindman, 1997; John A. (Junie) Hovious, 1987; Paul E. Husband, 1992; Stacy Hudson-Rich, 2013; Burney Hutchinson, 2014; William H. Inzer (Charter Member), 1986; Clara Jackson, 2006; Robert (Cob) Jarvis, 1988; Skipper Jernigan, 2011; Danielle Johnson, 2016; Teneeshia Jones, 2008; George Kersh, 2000; Don Kessinger, 1989; Jimmy Keyes, 1998; Tommy Keyes, 1997; Robert Khayat, 1993; Frank M. (Bruiser) Kinard (Charter Member), 1986; Wesley I. (Doc) Knight, 1988; Cecil (Ike) Knox (Charter Member), 1986; Everett Lindsay, 2007; Julie Link-Clark, 2014; Jimmy Lear, 1988; Rahim Lockhart, 2018; Harol Lofton, 1999; Ken Lucas, 2014; Kris Mangum, 2008; Archie Manning, 1991; Jackie

Martin-Glass, 2008; Deuce McAllister, 2010; Harry Mehre (Charter Member), 1986; Terrence Metcalf, 2017; Cary Middlecoff, 1987; Courtenay Chapman Middleton, 2012; James Gordon (Jim) Miller, 1995; V. B. Miller (Charter Member), 1986; Crawford Mims, 1988; Jerry Montgomery, 2010; John Montgomery, 1997; Stevon Moore, 2009; Yolanda Moore, 2010; Robert W. (Billy) Mustin, 1987; Agnes Muzamel, 2009; Johnny Neumann, 2015; Jonathan Nichols, 2018; Jimmy Patton, 1988; Dave Peege, 2000; C. Alton (Ary) Phillips, 2008; Pascale Piquemal, 203; George Barney Poole, 1987; James E. (Buster) Poole (Charter Member), 1986; Ray S. Poole, 1987; Arminie Price-Herrington, 2014; Jamey Price, 2005; Richard Price, 1994; Kelvin Pritchett, 2008; Jake Propst, 1998; Dawson Pruett, 2015; Dave Randall, 1999; Jack Reed, 1999; Brittney Reese, 2018; Jerry Richardson, 1998; J. Lake Roberson, 1987; Langston Rogers, 2012; Carol Ross, 2001; Ernest Ross, 1998; Billy Sam, 1987; Mitchell T. Salloum (Charter Member), 1986; Farley (Fish) Salmon, 1993; William H. (Nub) Sanders, 1988; Todd Sandroni, 2006; Bernard W. (Bernie) Schreiber, 1988; Robert I. Schwartz (Charter Member), 1986; Alisa Scott, 2004; Ansu Sesay, 2010; John Shaw, 2015; Jack M. (Jackie) Simpson, 1988; Bill Smith, 2016; Claude M. (Tad) Smith (Charter Member), 1986; L.A. Smith Jr. (Charter Member), 1986; Orma R. Smith (Charter Member), 1986; Ralph A. (Catfish) Smith, 2002; Chris Snopek, 2004; Jennifer Soileau, 2018; Glenda Springfield, 2002; Ralph Spry, 2003; Savante Stringfellow, 2007; John Busby Stroud, 1995; Chip Sullivan, 2014; Thomas K. Swayze (Charter Member), 1986; Marvin Terrell, 1988; Stan Torgerson, 2013; Andre Townsend, 2006; Chuck Trotter, 1987; Sean Tuohy, 1998; Thomas N. Turner (Charter Member), 1986; Elston Turner, 2000; Jim Urbanek, 2002; Thad (Pie) Vann, 1987; John H. Vaught, 1987; Dr. C. Ferrell Varner (Charter Member), 1986; Gerald H. (Gee) Walker, 1996; Joe Walker, 2016; Wesley Walls, 2005; Jack Waters, 1990; Randy Watkins, 1996; Curtis Weathers, 2007; James L. (Skeeter) Webb, 1996; Hunter George (Doc) Weddington, 1992; Norris Weese, 1994; Archie White, 2012; Hugh L. White (Charter Member), 1986; Ruben Davis Wilcox (Charter Member), 1986; Steve Wilkerson, 1997; Ben Williams, 1993; Charlie Williams, 1996; Larry Williams, 1991; Patrick Willis, 2015; Robert A. Wilson, 1988; Buddy Wittichen, 1998; Jimmy Yawn, 1990; Catherine Yelverton, 1997

ALABAMA SPORTS HALL OF FAME (Year Inducted): John L. Cain (coach), 1973; Paul Crane (coach), 1994; David Cutcliffe (coach), 2016; Harold (Red) Drew (coach), 1971; Jeff Herrod, 2017; Wendell Hudson (coach), 2001; Tracy Rocker (coach), 2005; Steve Sloan (coach), 2003; James W. Whatley (coach), 1987

ARKANSAS SPORTS HALL OF FAME (Year Inducted): Don Kessinger, 1981; Jim "Red" Parker (coach), 1988; John "Kayo" Dottley, 2001; Tommy Tuberville (coach), 2008; Charlie Flowers, 2010

GEORGIA SPORTS HALL OF FAME: Harry Mehre, 1971

LOUISIANA SPORTS HALL OF FAME: Archie Manning, 1988; Deuce McAllister, 2012

MISSISSIPPI COMMUNITY COLLEGE SPORTS HALL OF FAME: Tim Bowens, 2015; Denver Brackeen, 2007; Van Chancellor (coach), 2010; Bobby Ray Franklin, 2007; Tom Goode (coach), 2015; Jamie Howell, 2010; Ken Lindsey, 2008; Kenneth (Cat) Robbins, 2009; Langston Rogers, 2017; Fred Thomas, 2016

NEW ORLEANS SAINTS HALL OF FAME: Archie Manning, 1988; Deuce McAllister, 2012

GREATER NEW ORLEANS SPORTS HALL OF FAME: Archie Manning, 1989; Deuce McAllister, 2015; John Fourcade, 2018

TENNESSEE SPORTS HALL OF FAME: Dr. Cary Middlecoff, 1967; Eddie Crawford, 1996; Steve Sloan, 2000; Fran Spencer Chandler, 2007; Gene Hickerson, 2008; Lin Dunn, 2010; Jack Eaton, 2011; John Cropp, 2015; David Cutcliffe, 2019; Patrick Willis, LB, 2019.

JACKSON-MADISON COUNTY (TENN.) SPORTS HALL OF FAME: Darron Billings, 2010; Fran Spencer Chandler, 1994; Shawn Cobb, 2010; Eddie Crawford, 1986; Kristen Goehring Lee; Edward Martindale, 2004; Jimmy Matthews, 1999; Dr. George W. Truett, 2002

SCOTT COUNTY (MISS.) SPORTS HALL OF FAME: James B. Harvey, 2015; Andre Hollis, 2015; Tom Stewart Lee, 2015; Deuce McAllister, 2015; Freddy Roberts, 2015

SUGAR BOWL HALL OF FAME: Raymond Brown, 2018; Archie Manning, 2018

ACADEMIC HONORS

ACADEMIC ALL-AMERICA: Charles Flowers, FB, 1959; Robert Khayat, G, 1959; Doug Elmore, QB, 1961; Stan Hindman, G, 1965; Mac Haik, SE, 1966; Steve Hindman, TB, 1968; Julian Fagan, P, 1969; Greg Markow, DE, 1974; George Plasketes, DE, 1977; Robert Fabris, SE, 1977; Ken Toler, WE, 1980; Danny Hoskins, OL, 1985; (2nd); Jeff Noblin, SS 1985 (2nd); Danny Hoskins, OL, 1986; (1st); Jeff Noblin, SS, 1986 (2nd); Danny Hoskins, OL, 1987 (1st); Wesley Walls, TE, 1988 (1st); Todd Sandroni, FS, 1989 (1st); 1990 (2nd); Shawn Cobb, LB, 1990 (2nd); Kyle Wicker, DE, 1996 (2nd); Eli Manning, QB, 2001 (2nd); Cody Ridgeway, P, 2004 (1st); Rob Robertson, LB, 2004 (1st)

ACADEMIC ALL-SOUTHEASTERN: Leroy Reed, HB, 1956-57; Charles Flowers, FB, 1958-59; Robert Khayat, G, 1959; James Anderson, FB, 1960; Bookie Bolin, G, 1960; Doug Elmore, QB, 1961; Billy Ray Jones, G, 1961; Louis Guy, WB, 1962; Cecil Ford, T, 1963; Fred Roberts, FB, 1963; Mike Dennis, TB, 1964; Frank Lambert, P, 1964; Stan Hindman, G, 1965; Marvin McQueen, E, 1965-66; Dave Wells, WB-FB, 1965; Ray Bedingfield, C, 1965; Tommy Luke, DHB, 1965; Mac Haik, SE, 1966; Gerald Warfield, S, 1966; Julian Fagan, P, 1967-68-69; Steve Hindman, TB, 1967-68; Frank Trapp, LB, 1967; Joe Blount, LB, 1969; Claude Herard, DT, 1969; Dennis Coleman, DE, 1970; Reggie Dill, DE, 1971; John Gregory, OT, 1972; Norris Weese, QB, 1972-73; Harry Harrison, S, 1973; Rick Kimbrough, FLK, 1973-74; Larry Kramer, TE, 1973; Greg Markow, DE, 1973-74; Richard Clippard, OG, 1974; Kenny Lyons, QB, 1974; John MacNeill, C, 1974; Bill Small, SE, 1975; Bill Farris, DE-P, 1975; George

Stuart, LB, 1976; George Plasketes, DE, 1977; Robert Fabris, SE, 1977; Gary Jones, SS, 1977; Murray Whitaker, OT, 1978; Bob Grefseug, DE, 1978; Ken Toler, WR, 1980; Johnny Burrow, DB, 1981-82; Kent Austin, QB, 1982-83-84-85; Allen Partin, OL, 1982; Steve Hendrix, FB, 1983; Dwayne Nesmith, LB, 1983; Benton Reed, T, 1983-84-85; Ricky Lindstrom, LB, 1984; Danny Hoskins, OG, 1984-85-86-87; Jeff Noblin, DB, 1984-85-86; Jud Alexander, OL, 1985; Bob Cheatham, OL, 1985; Jay Schimmel, DT, 1985-86-87; Bryan Owen, K, 1986-87; Wesley Walls, DE-TE, 1986-87-88; Robert Cagle, OT, 1987-88; John Darnell, QB, 1987-89; Shawn Cobb, LB, 1987-88-89-90; Butch Davenport, FS, 1987; Sonny Harbuck, OG, 1987; Greg Lee, TE, 1987; Todd Sandroni, FS, 1987-88-89-90; Deron Zeppelin, TE, 1987-88-89; Jay Hopson, DB, 1988-89-90-91; Ronnie McKinney, RB, 1988-89; Dawson Pruett, C, 1988-89-90; Darryl Smith, DL, 1988; Chauncey Godwin, CB, 1989-90-91; Lee Lott, OT, 1989; Tom Luke, QB, 1989-90-91; Gerald McAllister, DB, 1989; Jack Muirhead, LB, 1989; Camp Roberts, TE, 1989; Trea Southerland, DB, 1989-90-91-92; Scott Swatzell, RB, 1989-90-91; Brian Cagle, DT, 1990; Cliff Dew, OL, 1990; Jody Hill, LB, 1990; Brian Lee, K, 1990-91-92; Monty Perry, OL, 1990; David Harris, DT, 1991-92-93; Robbie Little, WR, 1991; Rogers Stephens, K, 1991-92; Abner White, C, 1991; Franz Lorio, C, 1992-93; Lynn Ross, LB, 1992; Joel Jordan, OL, 1992-93; Greg Morris, WR, 1992-93; Paul Head, QB, 1993-94-95-96; Michael Lowery, DB, 1993; Sean O'Malley, NG, 1993; Deano Orr, FB, 1993; David Vinson, C, 1993-94-95; Kyle Wicker, LB, 1993-94-95, DE, 1997; Trey Wicker, TE, 1993-94-95; Andy Berger, WR, 1994; Boyd Kitchen, OT, 1994-95-96-97; Nakia Magee, CB, 1994-95-96; Darrell Moncus, C, 1994; Tim Montz, K, 1994; Frank Wilson, TE, 1994-95; Eric Bubrig, C-OT, 1995-96; Chris Cola, OG, 1995, DT, 1996; Randall Green, P-K, 1995-96-97; Lance Harrison, TE, 1995; Walker Jones, SS, 1995, LB, 1996-97; Chris May, OG, 1995; Todd Vowell, QB, 1995; Tyler Craddock, LB, 1996; Walt Hill, H-B, 1996, LB, 1997-98; Matt Luke, C, 1996-97-98; Sam Owen, CB, 1996-97; Stewart Patridge, QB, 1996-97; Tutan Reyes, OT, 1996-99; Nick Sagona, P, 1996; G. Davis Wilson, OG, 1996-97-98; Joey Embry, OL, 1997; Kendrick Hickman, OT, 1997; Matt Wells, LB, 1997; Amzie Williams, LB, 1998-99-2000-01; Ross Barkley, WR, 1999-2000; German Bello, OL, 1999-2000-01-02; Todd Campbell, WR, 1999; Ben Claxton, C, 1999, 2001-02; Reagan King, P, 1999-2000-01; Ronnie Letson, WR, 1999; Jason Partin, LB, 1999; David Peden, OL, 1999-2000; Chico Chandler, RB, 2000; Thomas Gee, LB, 2000-01; Theo Harris, OL, 2000; Walker Hunsicker, DE, 2000; Von Hutchins, DB, 2000-01-02; Rickey Jones, LB, 2000; Eli Manning, QB, 2000-01-02-03; John Meeks, RB, 2000; Jesse Mitchell, DT, 2000; Jamil Northcutt, LB, 2000-01-02-03; Justin Sawyer, TE-OL, 2000-01; Wes Scott, DB, 2000-01-02-03; Brad Synnott, OL, 2000-01; L.J. Taylor, WR, 2000-01; Justin Wade, LB, 2000; Les Binkley, K, 2001; Ben Boatright, K, 2001-02-03; Ben Craddock, P-H, 2001; Belton Johnson, OT, 2001; John McGarvey, OL, 2001; Charlie Perkins, C, 2001; Don Prince, OL, 2001; Daniel Booth, DL, 2002-03-04; Johnny Ducking, LB, 2002-03; Bo Hartsfield, TE, 2002-03-04; Adam King, DB, 2002; Matt Koon, OL, 2002; Jonathan Nichols, K, 2002-03-04; Chad Pilcher, RB, 2002-03; Cody Ridgeway, P, 2002-03-04; Rob Robertson, LB, 2002-03-04; Tre' Stallings, OL, 2002; Shelby Van Every, OL, 2002-03; Doug Zeigler, TE, 2002; Ethan Flatt, QB, 2002-04-05; Andrew Wicker, DL, 2002-03-04-05-06; Paul Bowers, RB, 2003; Adam Hayes, WR, 2003-04; Anthony Hobgood, TE, 2003; Ryan Jones, OL, 2003-04-05; Sidney McLaurin, C, 2003-04-05-06; Shae Orrell, P-K, 2003; Keith White, DB, 2003-04; Andrew Wilson, K, 2003; Charles Clark, DB, 2003; Thomas Eckers, OL, 2003; Jeremy Garrett, DL, 2003-04; Darryl Harris, OL, 2003; Robert Hough, TE, 2003; Robert Lane, QB, 2003; Trumaine McBride, DB, 2003-04-05-06; Patrick Willis, LB, 2003-06; William Griffin, WR, 2004; Seth Michaelson, RB, 2004; Joe Williams, DL, 2004; Chris Bowers, 2004; Paul Eck, QB, 2004; Corey Mills, DL, 2004; Robert Bass, K, 2005; Will Moseley, K, 2005-06; Reid Neely, OL, 2005-06-07-09; Justin Sparks, K, 2005-09; Christian Albarracin, 2006-07; Jason Cook, FB, 2006-07-08; Paul Hurd, OL, 2006-07; Brent Smith, OL, 2006-07-08; Billy Tapp, QB, 2006-07-08-09; Daverin Geraldts, OL, 2006-07-08-09; Micheal Herrick, QB, 2006-07; Joshua Shene, K, 2006-07-08-09; Isaiah Smith, LB, 2007; Jevan Snead, QB, 2007-08-09; David Traxler, TE, 2007; Ben Benedetto, FB, 2008-09; Zack Brent, OL, 2008-09; Martin Fisher, K, 2008; Clay Fowler, QB, 2008; Gerald Harris, TE, 2008-09; Andy Hartmann, FB, 2008-09; Ben Meadows, K, 2008; Vincent Moss, WR, 2008-09-11; Wesley Phillips, LS, 2008-09-10; Devin Thomas, RB, 2008-09-10-11-12; Richie Contartesi, WR, 2009-10; David Hankins, K, 2009; Kyle Horne, WR, 2009-11; Jason Jones, LB, 2009; Josh Lancaster, LB, 2009-10-11; Jeremy McGee, CB, 2009; Don Moseley, OL, 2009; Bryan Powers, P, 2009; Lawson Scott, DL, 2009; Michael Brown, OL, 2009-11-12; Tyler Campbell, P, 2009-10-11-12-13; Joel Kight, LB, 2009-10-11-12; Andrew Ritter, K/P, 2009-10-11-12-13; Deterrian (D.T.) Shackelford, LB, 2009-10-11-12-13-14; Justin Bigham, FB, 2010-11-12-13; Chris Conley, P, 2010-11-12-13; Jacob Hickman, LS, 2010-11; Reggie Hicks, TE, 2010; Jack Nuismer, TE, 2010-11-12-13; Chad Phillips, LS, 2010; Evan Swindall, C, 2010; Chase Hughes, C, 2010-11-12-13-14; Sam Noblin, LB, 2011-12; John Pelozo, TE, 2011; Robert Ratliff, QB, 2011-12-13; Walker Sturgeon, DE, 2011-12-13-14; Abdul Bangura, DB, 2012; Chris Gill, OL, 2012; Ethan Hutson, OL, 2012-13; Josh Lancaster, LB, 2012; John Ratliff, WR, 2012-13-14; Bryson Rose, K, 2012; Charlie Scott, RB, 2012-13-14; Matt Brown, TE, 2013-14-15; Pierce Burton, OL, 2013; Robert Conyers, OL, 2013-14-15; Dylan Dyer, TE, 2013-14-15; Andrew Fletcher, K, 2013-14; Tyler Gray, DL, 2013; Emmanuël McCray, OL, 2013; Christian Morgan, TE, 2013; Nathan Noble, K, 2013-14-15-16; Andy Pappanastos, K, 2013; John Youngblood, DE, 2013-14-15; Taz Zettergen, TE, 2013; Quincy Adeboyejo, WR, 2014-15-16; Justin Bell, OL, 2014; Fadol Brown, DE, 2014-15; Ryan Buchanan, QB, 2014-15; Quintavius Burdette, WR, 2014-15; Luke Davis, LB, 2014-15-16; Will Denny, LS, 2014, Mark Dodson, RB, 2014; Will

Gleeson, P. 2014-15-16-17; Cale Luke, QB/WR, 2014-15-16-17; C.J. Moore, 2014-15; Tayler Polk, LB, 2014-15-16-17; Tyler Putman, OL, 2014; Sean Rawlings, OL, 2014-15-16-17-18; Grant Warren, P. 2014-15-16; Gary Wunderlich, K/P, 2014-15-16-17; Brandon Bell, WR, 2015; Talbot Buys, OL, 2015-16; Ross Donnelly, DT, 2015-16-17; Jacob Feeley, C, 2015; Alex Givens, OL, 2015; Martin Johnson, RB, 2015-16; Chad Kelly, QB, 2015-16; Chadwick Lamar, LS, 2015-16; Jason Pellerin, QB/TE, 2015-16-17; Jack Raborn, LB, 2015-17; Nathan Vanderburg, RB, 2015; Jack DeFoor, OL, 2016-17; Donta Evans, LB, 2016; Will Few, LS, 2016; Sam Johnson, OL, 2016-17; Dawson Knox, TE, 2016-17-18; Bryce Mathews, OL, 2016-17-18; Jacob Mathis, TE, 2016-17; Shea Patterson, QB, 2016; Tyler Pittman, DL, 2016; Ray Ray Smith, LB, 2016; Hunter Thurley, TE, 2016; Trey Bledsoe, WR, 2017; Jared Farlow, WR, 2017-18; Davion Johnson, OL, 2017; Jerry Johnson, DB, 2017; Luke Logan, K, 2017-18; Jack Propst, LS, 2017-18; Grant Restmeyer, QB, 2017-18; Ty Reyes, DE, 2017; Jordan Sims, OL, 2017-18; Isaac Way, K, 2017-18; Ken Webster, DB, 2017-18; Brenden Williams, LB, 2017; Gabe Angel, TE, 2018; Mac Brown, P, 2018; Ben Brown, OL, 2018; Nick Haynes, TE, 2018; Michael Howard, TE, 2018; Amani Johnson, LB, 2018; Eli Johnson, OL, 2018; Samuel Johnson, OL, 2018; Jaylon Jones, DB, 2018; Samuel Plash, OL, 2018; Josh Ricketts, WR, 2018; MoMo Sanogo, LB, 2018; Qaadir Sheppard, DL, 2018; Jordan Ta'amu, QB, 2018; Jake VanRonzelen, RB, 2018; Jacob Carter, WR, 2018; Hamilton Hall, OL, 2018; KD Hill, DL, 2018; Jacquez Jones, LB, 2018; Tariqious Tisdale, DL, 2018

H. BOYD MCWHORTER SEC SCHOLAR-ATHLETE OF THE YEAR: Jeff Noblin, 1987, Medicine; Danny Hoskins, 1988, Chemical Engineering; Rob Robertson, 2005, Biological Science
AMERICAN FOOTBALL COACHES ASSOCIATION (AFCA) SCHOLAR-ATHLETE TEAM: Kyle Wicker, DL, 1994

RHODES SCHOLARS: Richard C. Beckett, Jr., RE, 1907; Louis M. Jiggitts, HB, 1919; Myres Smith MacDougal, S, 1926; Robert Childers, HB, 1958

ARTHUR ASHE JR. SPORTS SCHOLARS: MoMo Sanogo, 2019

NCAA TODAY'S TOP VIII: Eli Manning, QB, 2003; Lee Ellis Moore, Track, 2011

NCAA POSTGRADUATE SCHOLARSHIP: Stan Hindman, G, 1966; Steve Hindman, TB, 1969; Ken Toler, SE, 1981; Kent Austin, QB, 1986; Jeff Noblin, FS, 1987; Danny Hoskins, OL, 1988; Wesley Walls, TE-OLB, 1989; Todd Sandroni, FS, 1990; Rob Robertson, LB, 2005
NATIONAL ASSOCIATION OF COLLEGIATE ATHLETIC DIRECTORS/DISNEY SCHOLAR-ATHLETE AWARD: Todd Sandroni, Pharmacy, 1991

DICK ENBERG AWARD: Robert C. Khayat, 2017

NATIONAL FOOTBALL FOUNDATION SCHOLAR-ATHLETE AWARDS: Steve Hindman (tie), TB, 1968; Medicine; Norris Weese, QB, 1973; Accounting; Dick Lawrence, OT, 1975, Business; Kent Austin, QB, 1985, Business; Jeff Noblin, DB, 1986, Medicine; Danny Hoskins, OL, 1987, Chemical Engineering; Wesley Walls, TE-OLB, 1988, General Engineering; Eli Manning, QB, 2003, Marketing

NATIONAL FOOTBALL FOUNDATION HAMPSHIRE HONOR SOCIETY: Will Moseley, K-P, 2007; Wesley Phillips, LS, 2011; Joel Kight, LB, 2013; Tyler Campbell, P, 2014; Chris Conley, P, 2014; Andrew Ritter, K, 2014; Deterrian Shackelford, LB, 2015; Dillon Barrett, TE, 2016; Matt Brown, TE, 2016; Quintavious Burdette, WR, 2016; Nathan Noble, K, 2017; Will Gleeson, P, 2018; Tayler Polk, LB, 2018; Gary Wunderlich, K, 2018

NATIONAL FOOTBALL FOUNDATION (Ole Miss Chapter) SOUTHERN REGION SCHOLAR-ATHLETE: Jonathan Gibson, OL, 1991

NATIONAL FOOTBALL FOUNDATION (Ole Miss Chapter) NATIONAL HONOR SOCIETY: Will Moseley, K, 2007

NATIONAL FOOTBALL FOUNDATION SCHOLAR-ATHLETE AWARDS (Ole Miss Chapter): 1966: David Wells, WB. 1967: Archie Manning, QB; Jim Poole, TE. 1968: Preston Carpenter, TE; Kenny Blount, DB; Reggie Dill, LB-DE, 1979: Alan Partin, OT. 1981: Kent Austin, QB; William Johnson, LB; Benton Reed, DT; Michael Smith, TE; Eric Truitt, DB; Barry Wilburn, DB. 1982: Jud Alexander, OG; Dean Brown, SE; Jeff Giles, OL; Ricky Lindstrom, LB; Jeff Price, RB; Curtis Rockwell, OL. 1983: Bob Cheatham, OT; Danny Hoskins, C; Clark Richey, OG; Woody Soehn, OT. 1984: David Caldwell, QB; John Carlton, DT; James "Sonny" Harbuck, OT; Jay Schimmel, DT; Robert "Thunder" Smith, RB; Shawn "Lightning" Sykes, RB. 1985: John "Butch" Davenport, LB; Stanley Johnson, DB; Gerald McAllister, TB; Wesley Walls, DE. 1986: Sandy Baker, OL; Brian Cagle, DT; Robert Cagle, OG; Shawn Cobb, LB; Lee Lott, C; Todd Sandroni, DB; Ken Williams, OL; 1987: Chauncy Godwin, DB. 1988: Dwayne Amos, DB; Tom Luke, QB; Russ Shows, QB; Trea Southerland, DB. 1989: David Harris, DE; Joel Jordan, C; Brian Lee, K; Brian Mays, DG. 1990: Lance Berry, K; Patrick Brown, LB; Bert Carruth, DB. 1991: Jonathan Gibson, OL; Trey Wicker, DE. 1992: Paul Head, QB; Michael Lowery, DB; Jeremy Morris, DT; Kyle Wicker, LB. 1993: Eric Bubrig, OG; Randall Green, K; Broc Kreitz, QB; Nikki Magee, CB. 1994: Darryl Gibbs, DE; Walker Jones, WR. 1995: Jamie Baucom, OL; Paul Carrillo, QB; Joey Embry, OL; Ronnie Heard, DB; Matt Luke, OL; Sam Owen, WR; Britt Wicker, LB. 1996: Chad Cook, LB; Daniel Galloway, LB; Grant Heard, WR; Reagan King, P; Amzie Williams, LB. 1997: Jamie Armstrong, WR; Justin Coleman, DB; Mike Hamilton, OL; Matt Koon, TE; John McGarvey, OL. 1998: German Bello, OL; Justin Blake, DE; Chico Chandler, LB; Ben Claxton, C; Yahrek Johnson, DE. 1999: Theo Harris, OL; Von Hutchins, WR; Jamil Northcutt, LB; Justin Sawyer, TE; Wes Scott, WR. 2000: Thomas Daniel Booth, DT; Johnny Ducking, LB; William "Bo" Hartsfield, TE; Jonathan Nichols, PK; Cody Ridgeway, P; George "Rob" Robertson, LB. 2001: Brandon Jacobs, RB; Micheal Spurlock, QB; Tre' Stallings, OL; Bryant Thomas, DB. 2002: Dedrick Clark, DL; Ethan Flatt, QB; Andrew Wicker, DL. 2003: Vicente DeLoach, DL; Darryl Harris, OL; Robert Lane, QB; Trumaine McBride, DB; Patrick Willis, LB. 2004: Chris Bowers, DE; Jason Cook, FB; Paul Eck, QB; Maurice Miller, OL; Dustin

Mouzon, DB; David Traxler, OL. 2005: Michael Hicks, WR; Justin Sparks, K; Billy Tapp, QB. 2006: Daverin Gerald, DL; Michael Herrick, QB; Joshua Shene, K; Marcus Tillman, DL. 2007: Colby Arcenuaux, DB; Isaiah Smith, LB. 2008: Brandon Bolden, RB; Nathan Stanley, QB; Devin Thomas, RB. 2009: Michael Brown, OL; Tyler Campbell, P; Joel Kight, LB; D.T. Shackelford, LB. 2010: Chase Hughes, C; Mike Marry, LB. 2011: Mitch Hall, OL; Ethan Hutson, OL. 2012: Quintavious Burdette, DB; Robert Conyers, OL; Ben Still, OL; Jaylen Walton, RB; John Youngblood, TE. 2013: Trey Bledsoe, WR; Eugene Brazley, RB; Evan Ingram, TE; Austin Golson, OL. 2014: Alvin (A.J.) Moore, DB; Calvin (C.J.) Moore, DB; Tyler Putman, OL; Sean Rawlings, OL; Jordan Sims, OL; Gary Wunderlich, K/P; 2015: Ross Donnelly, DT; Alex Givens, OL; Javon Patterson, OL; Jason Pellerin, QB; 2016: Jack DeFoor, OL; Donta Evans, LB; Bryce Mathews, OL; D.K. Metcalf, WR; Shea Patterson, QB; 2017: Ben Brown, OL; Alex Faniel, QB; MoMo Sanogo, LB; 2018: Hamilton Hall, OL; KD Hill, DL; Jacquez Jones, LB; Luke Knox, LB

COMMUNITY/HUMANITARIAN AWARDS

SEC MICHAEL L. SLIVE DISTINGUISHED SERVICE AWARD WINNER: Archie Manning, 2018
SEC SPORTSMANSHIP AWARD: Rodney Scott, RB, 2010

SEC LEADERSHIP COUNCIL: Shea Patterson, QB, 2016-17; Javon Patterson, OL, 2018

SEC COMMUNITY SERVICE TEAM: Alundis Brice, DB, 1994; David Knott, FS, 1995; Walker Jones, LB, 1996-97; Gary Thigpen, CB, 1998; Deuce McAllister, RB, 1999; Romaro Miller, QB, 2000; Syniker Taylor, CB, 2001; Lanier Goethie, LB, 2002; Eli Manning, QB, 2003; Jonathan Nichols, PK, 2004; Kelvin Robinson, LB, 2005; Patrick Willis, LB, 2006; Jason Cook, FB, 2007; David Traxler, TE, 2008; Dexter McCluster, RB-WR, 2009; Jerrell Powe, DT, 2010; Jason Jones, DE, 2011; Devin Thomas, RB, 2012; Deterrian Shackelford, LB, 2013-14; Evan Ingram, TE, 2015; Evan Ingram, TE, 2016; Javon Patterson, OL, 2017; Javon Patterson, OL, 2018

SEC COMMUNITY SERVICE POSTGRADUATE SCHOLARSHIP: Walker Jones, LB, 1997
AMERICAN FOOTBALL COACHES ASSOCIATION (AFCA) GOOD WORKS TEAM: Kyle Wicker, DL, 1996; Walker Jones, LB, 1997; Deuce McAllister, RB, 1999; Romaro Miller, QB, 2000; Eli Manning, QB, 2002; Jamil Northcutt, LB, 2003; Jason Cook, FB, 2007; Deterrian Shackelford, LB, 2014 (Captain)

FOOTBALL BOWL ASSOCIATION CHAMPIONS AWARD: Archie Manning, 2019-2020
WALTER CAMP FOUNDATION DISTINGUISHED AMERICAN AWARD: Archie Manning, 2019
RED BLAIK ALL-AMERICA FOOTBALL FOUNDATION OUTSTANDING LEADERSHIP AWARD: Todd Wade, OT, 1999; Deuce McAllister, RB, 2000; Terrence Metcalf, OT, 2001; Eddie Strong, LB, 2002; Eli Manning, QB, 2003; Michael Oher, OT, 2008; Jevan Snead, QB, 2009

SPORTING NEWS RADIO SOCRATES AWARD: Eli Manning, QB, 2003

BYRON "WHIZZER" WHITE HUMANITARIAN AWARD: Archie Manning, 1978

POP WARNER LITTLE SCHOLARS COLLEGE FOOTBALL AWARD: Evan Ingram, 2016

NATIONAL FOOTBALL FOUNDATION GOLD MEDAL RECIPIENT: Archie Manning, 2016

NFF DISTINGUISHED AMERICAN AWARD (National): Robert C. Khayat, 2003

NFF CHAPTER PRESIDENTS AWARD: Frank O. Crosthwait Jr., 1991

NFF DISTINGUISHED AMERICAN AWARD (Ole Miss Chapter): C.M. "Tad" Smith & John Vaught, 1967; Thomas N. Turner, 1968; Chester H. Curtis, 1969; R.D. "Rube" Wilcox, 1970; Mitchell Salloum Sr., 1971; Tom K. Swayze, 1972; Sam P. Carter, 1973; Buster Poole, 1978; Junie Hovious, 1979; Charlie Conerly, 1980; J. W. "Wobble" Davidson, 1981; Jim Ingram, 1982; Ray Poole, 1983; Dr. Wayne Terry Lamar, 1984; Charlie Flowers, 1985; Parker Hall, 1986; Kenneth D. Dill, 1987; Arnold L. "Showboat" Boykin, 1988; Robert C. Khayat, 1989; Eddie Crawford, 1990; Ben Williams, 1991; George P. Hewes, III, 1992; Warner Alford, 1993; Bobby Ray Franklin, 1994; Richard Price, 1995; Farley Salmon, 1996; Gregory Scott Walker, 1997; Preston (Pep) Bennett, 1998; Billy Ray Adams & Louis Guy, 2000; Reed Davis, 2001; Archie Manning, 2002; Deuce McAllister, 2004; Jimmy Lear, 2005; Curtis Weathers, 2006; Preston Carpenter, 2007; Bo Bowen, 2008; Wesley Walls, 2009; Jimmy "Tank" Crawford, 2010; Glynn Griffing, 2011; Bill Jordan, 2012; Billy & Mollie Van Dever, 2013; Dr. Alan Partin, 2015; Arthur F. "Skipper" Jernigan, 2016; Judge Robert W. Bailey, 2017; Ben & David Craddock, 2018

NFF CONTRIBUTION TO AMATEUR FOOTBALL AWARD (Ole Miss Chapter): Chancellor John D. Williams, 1967; Dr. T.A. Bickerstaff, 1968; Guy C. Billups & Jeff K. Hamm, 1969; Chancellor Porter L. Fortune, 1970; Dr. V.A. Coulter, 1971; H.W. "Bilby" Gates, 1972; Wesley I. "Doc" Knight, 1973; John Cain, 1978; Edwin "Goat" Hale, 1979; Governor William Winter, 1980; Robert Schwartz, 1981; Dr. Gerry Hopkins, 1982; Senator James O. Eastland, 1983; Clifford G. Worsham, 1984; Dr. Paul H. Moore, 1985; C. D. "Red" Galey, 1986; Lee T. Cossar, 1987; S. D. "Dee" Collins, 1988; Harold C. Kelly, 1989; James N., Butler, 1990; Bill Ross, 1991; Frank O. Crosthwait, Jr., 1992; Billy Brewer, 1993; Dr. Jerry Hollingsworth, 1994; Michael S. Starnes, 1995; Steve Davenport, 1996; Dr. R. Jerry Hornsby, 1997; Max W. Williams, 1998; Lyman Hellums & Stan Torgerson, 2000; Leroy Mullins, 2001; Dickie Scruggs, 2002; David O. McCormick, 2004; Bert Allen 2005; Mike Glenn, 2006; Dr. Robert A. Weems, 2007; Shepard Smith, 2008; Butch Lambert Jr., 2009; Michael Rubenstein, 2010; Roland & Sheryl Burns, 2011; Dr. Ron Rychlak, 2012; Jesse Mitchell, 2013; Hu Meena, 2015; Deano C. Orr, 2016; Andrew J. Kilpatrick Jr., 2017; George Lotterhos, 2018

OLE MISS M-CLUB LOTTERHOS SERVICE AWARD: Ed Horner, 2006; Eleanor Shaw, 2007; George Lotterhos, 2008; Randy Reed, 2009; Bobby Bailess, 2010; Mike Robbins, 2011; Allen Brown, 2012; Alton Brown, 2012; David Wells, 2013; Larry Leo Johnson, 2014; Andy Kilpatrick, 2015; Bill Barry, 2016; William Griffin, 2017; Walker (Bill) Jones, III, 2018

NFL ALUMNI CAREER ACHIEVEMENT AWARD: Dr. Robert C. Khayat, 1998

CBS/TOYOTA LEADER OF THE YEAR: Todd Sandroni, FS, 1990
ARMY ROTC/THE SPORTING NEWS "BUILDING SUCCESSFUL FUTURES" AWARD: Sheldon Morris, WR, 1997
PAT SUMMERALL AWARD: Archie Manning, 2013
PAT TILLMAN PATRIOT AWARD: Tony Fein, LB, 2007
AUTOZONE LIBERTY BOWL DISTINGUISHED CITIZEN AWARD: Dr. Robert C. Khayat, 2007; Archie Manning, 2016
BIRMINGHAM QB CLUB DISTINGUISHED SERVICE AWARD: Archie Manning, 2018
DOLLAR GENERAL BOWL CHAMPIONS OF LIFE AWARD: Archie Manning, 2018

ATHLETIC ACHIEVEMENT AWARDS

OUTSTANDING COLLEGE BACK IN AMERICA: Archie Manning, QB, 1969 (Walter Camp Memorial Award, Washington Touchdown Club)
FOOTBALL DIGEST NATIONAL PLAYER OF THE YEAR: Charlie Conerly, 1947
HELMS ATHLETIC FOUNDATION NATIONAL PLAYER OF THE YEAR: Charlie Conerly, HB, 1947
MAXWELL AWARD (Nation's Top Player): Eli Manning, QB, 2003
JOHNNY UNITAS GOLDEN ARM AWARD (Nation's Top Senior QB): Eli Manning, QB, 2003
DICK BUTKUS AWARD (Nation's Top Linebacker): Patrick Willis, LB, 2006
DICK BUTKUS AWARD (Top Pro Linebacker): Patrick Willis, LB, 2009
LAMBERT AWARD (Nation's Top Linebacker): Patrick Willis, LB, 2006
LOU GROZA AWARD (Nation's Top Kicker): Jonathan Nichols, K, 2003
OZZIE NEWSOME AWARD (Nation's Top Tight End): Evan Engram, 2016
WUERFFEL TROPHY (Exemplary Community Service): Deterrian Shackelford, LB, 2014
NATIONAL QUARTERBACK CLUB AWARD (National Collegiate Quarterback of the Year): Eli Manning, QB, 2003
SEC PLAYER AWARDS (SEC COACHES): **Player of the Year**—Eli Manning, QB, 2003; **Offensive Player of the Year**—Eli Manning, QB, 2003; **Defensive Player of the Year**—Patrick Willis, LB, 2006; **Special Teams Player of the Year**—Jonathan Nichols, K, 2003; **Freshman of the Year**—Laquon Treadwell, WR, 2013
SEC PLAYER AWARDS (AP): **Offensive Player of the Year**—Eli Manning, QB, 2003; **Defensive Player of the Year**—Patrick Willis, LB, 2006
SEC PLAYER AWARDS (Scout.com): **Defensive Player of the Year**—Senquez Golson, DB, 2014
SEC PLAYER AWARDS (College Sports Madness): **Defensive Player of the Year**—Senquez Golson, DB, 2014
SEC PLAYER AWARDS (UPI): **Player of the Year**—Jake Gibbs, QB, 1960; **Offensive Player of the Year**—Archie Manning, QB, 1969
SEC PLAYER AWARDS (Athlon): **Newcomer of the Year**—Chad Kelly, QB, 2015
ATLANTA CONSTITUTION SUPERLATIVES (SEC): **Lineman of the Year:** Marvin Terrell, G, 1959
ATLANTA JOURNAL SEC MOST VALUABLE PLAYER: Charlie Conerly, 1947
COMMERCIAL APPEAL SEC PLAYER OF THE YEAR: Eli Manning, QB, 2003
NASHVILLE BANNER SEC PLAYER OF THE YEAR: Charles A. Conerly, HB, 1947; Jake Gibbs, QB, 1960; Archie Manning, QB, 1969
TOUCHDOWN CLUB OF ATLANTA AWARDS (SEC): **Back of the Year**—Charles A. Conerly, HB, 1947; Jake Gibbs, QB, 1960; Glynn Griffing, QB, 1962; Archie Manning, QB, 1969 (First Junior to be named); Eli Manning, QB, 2003; **Lineman of the Year**—Kenny Dill, C-LB, 1963
TOUCHDOWN CLUB OF ATLANTA SHUG JORDAN AWARD (Top Southeast Offensive Lineman): Michael Oher, OT, 2008
BIRMINGHAM QUARTERBACK CLUB AWARDS (SEC): **Most Valuable Lineman**—Marvin Terrell, G, 1959; Whaley Hall, T, 1963; Kris Mangum, 1996; Terrence Metcalf, OT, 2001; **Most Valuable Back**—Archie Manning, QB, 1969; Eli Manning, QB, 2003
LITTLE ROCK TOUCHDOWN CLUB AWARDS (SEC): **Defensive Player of the Year**—Patrick Willis, LB, 2006
COACH AND ATHLETE AWARD: **Player of the Year in the Southeastern Area**—Archie Manning, QB, 1969
MIAMI TOUCHDOWN CLUB (Fame) AWARD: **Outstanding College Back in America:** Archie Manning, QB, 1969
JACOBS BEST BLOCKER AWARD (SEC): Buddy Bowen, BB, 1947; Crawford Mims, G, 1953; Paige Cothren, FB, 1955; Everett Lindsay, OT, 1992; Michael Oher, OT, 2008
CONERLY TROPHY: Stewart Patridge, QB, 1997; Deuce McAllister, RB, 1999; Eli Manning, QB, 2001; Eli Manning, QB, 2003; Patrick Willis, LB, 2006; Bo Wallace, QB, 2012; Evan Engram, TE, 2016; A.J. Brown, WR, 2017
KENT HULL TROPHY: Laremy Tunsil, OL, 2014; Fahn Cooper, OL, 2015
JACKSON CLARION-LEDGER MISSISSIPPI SPORTS PERSON OF THE YEAR: Eli Manning, QB, 2003; Houston Nutt, coach, 2008
JACKSON TOUCHDOWN CLUB SPORTSMAN OF THE YEAR: Archie Manning, 1969; Norris Weese, 1974; Archie Manning (Pro), 1979; Wesley Walls, 1989; Rufus French, 1998; Eli Manning, 2003
JACKSON TOUCHDOWN CLUB MISSISSIPPI PROFESSIONAL ATHLETE OF THE YEAR: Wesley Walls, 1997; Deuce McAllister, 2002
TENNESSEE MALE AMATEUR ATHLETE OF THE YEAR: Patrick Willis, 2007

COMMUNIGROUP MISSISSIPPI OFFENSIVE LINEMAN OF THE YEAR: Dawson Pruett, 1990; Everett Lindsay, 1992
CFPA ELITE RUNNING BACK TROPHY: Dexter McCluster, 2009
CFPA ELITE DEFENSIVE BACK TROPHY: Senquez Golson, 2014
ALL-SOUTH: Elmer Allen, Tackle, 1971 (CA); Rex Reed Boggan, Tackle, 1954; Johnny Brewer, End, 1960; Glenn Cannon, S, 1969 (CA); Dennis Coleman, DE, 1970; Charles Conerly, Halfback, 1947; Paige Cothren, Fullback, 1955; Jimmy Crawford, Guard, 1948-49; Eagle Day, Quarterback, 1955; John (Kayo) Dottley, Fullback, 1949-50; Hap Farber, 1969 (CA); Charlie Flowers, Fullback, 1959; Floyd Franks, Split End, 1970 (CA); Jake Gibbs, Quarterback, 1960
**Kline Gilbert, Tackle, 1952; Parker Hall, Halfback, 1938; Gene Hickerson, Tackle, 1957 Frank M. Kinard, Tackle, 1937; Archie Manning, QB, 1970 (CA); Harold Maxwell, End, 1951 Worthy McClure, OT, 1970 (CA); Bobby McCool, Fullback, 1953; Crawford Mims, Guard, 1953 Buz Morrow, DT, 1969 (CA); Allen Muirhead, Halfback, 1954; Jimmy Patton, Halfback, 1952 Ray Poole, End, 1946; Wimpy Winther, Center, 1970 (CA)
SOPHOMORE ALL-SEC: Bob Bailess, LB, 1971; Treva Bolin, G, 1960; Johnny Brewer, E, 1957; Allen Brown, E, 1962; Dennis Coleman, DE, 1968; Paul Dongieux, LB, 1969; Rocky Fleming, E, 1964; John Fourcade, QB, 1979; Ray Heidel, DB, 1968; Stan Hindman, G, 196; Skip Jernigan, G, 1968; Jimmy Keyes, G, 1965; Bill Malouf, SE, 1972, Tommy Monsour, LB, 1970; Buzz Morrow, DT, 1967; Bruce Newell, DB, 1965; Richard Price, G, 1958; Dan Sartin, DT, 1965; Ralph Smith, E, 1959; Jim Urbenek, DT, 1965; Burney Veasey, TE, 1971**

COACHING/STAFF HONORS

AFCA DIVISION I-A REGION 2 COACH OF THE YEAR: David Cutcliffe, 2003; Houston Nutt, 2008
FCA NATIONAL COACH OF THE YEAR: Houston Nutt, 2009; Hugh Freeze, 2013
PLAYBOY COACH OF THE YEAR: John Vaught, 1960
SOUTHEASTERN CONFERENCE COACH OF THE YEAR (SEC COACHES): John Vaught, 1947 & 1962; David Cutcliffe, 2003; Houston Nutt, 2008
SOUTHEASTERN CONFERENCE COACH OF THE YEAR (AP): John Vaught, 1947-48-54-55-60-62; Ken Cooper, 1975; Tommy Tuberville, 1997; David Cutcliffe, 2003
SOUTHEASTERN CONFERENCE COACH OF THE YEAR (UPI): John H. Vaught, 1960-62; Ken Cooper, 1975; Billy Brewer, 1986
BIRMINGHAM NEWS SEC COACH OF THE YEAR: Billy Brewer, 1990
NASHVILLE BANNER SEC COACH OF THE YEAR: John H. Vaught, 1947, 1962; Ken Cooper, 1975; Billy Brewer, 1990
TOUCHDOWN CLUB OF ATLANTA SEC COACH OF THE YEAR: John H. Vaught, 1947; Houston Nutt, 2008
COLUMBIA, S.C., TOUCHDOWN CLUB MAJOR COLLEGE COACH IN THE SOUTH: Ken Cooper, 1975
FOOTBALLSCOOP.COM NATIONAL SPECIAL TEAMS COORDINATOR OF THE YEAR: James Shibest, 2008
FOOTBALLSCOOP.COM NATIONAL DEFENSIVE BACKS COACHES OF THE YEAR: Jason Jones and Dave Wommack, 2014
SCOUT.COM NATIONAL RECRUITER OF THE YEAR: Chris Kiffin, 2013
PROFESSIONAL FOOTBALL STRENGTH & CONDITIONING COACHES SOCIETY COLLEGIATE STRENGTH & CONDITIONING COACH OF THE YEAR: Don Decker, 2010
NATIONAL ASSOCIATION OF ATHLETIC DEVELOPMENT DIRECTORS FUNDRAISER OF THE YEAR: Keith Carter, 2016
CoSIDA HALL OF FAME: Billy Gates, 1969; Langston Rogers, 1990
CoSIDA ARCH WARD AWARD: Langston Rogers, 2001
CoSIDA TRAILBLAZER AWARD: Langston Rogers, 2008
MISSISSIPPI SPORTS WRITERS ASSOCIATION HALL OF FAME: Billy Gates, 1981; Jimmie McDowell, 1981; Langston Rogers, 1997
NATIONAL ATHLETIC TRAINERS' ASSOCIATION HALL OF FAME (Year Inducted): Wesley I. (Doc) Knight, 1969; Dr. Gretchen Schlabach, 2019.
MISSISSIPPI ATHLETIC TRAINERS' ASSOCIATION HALL OF FAME (Year Inducted): Wesley I. (Doc) Knight, 2003 (Charter Member); Leroy Mullins, 2004
FWAA SUPER 11 SPORTS INFORMATION DEPARTMENTS: Ole Miss, 2013
FOOTBALLSCOOP.COM VIDEO OF THE YEAR: Ole Miss, 2013 (2012 Highlights video)

BOWL AWARDS

SUGAR: Outstanding Player—Ray Brown, QB, 1958; Bobby Franklin, QB, 1960; Jake Gibbs, QB, 1961; Glynn Griffing, QB, 1963; Archie Manning, QB, 1970; Chad Kelly, QB, 2016. **COTTON:** Outstanding Back—Eagle Day, 1956; Eli Manning, QB, 2004; Outstanding Lineman—Buddy Allison, G, 1956; Josh Cooper, DL, 2004; Offensive Most Valuable Player—Dexter McCluster, RB-WR, 2009, 2010; Defensive Most Valuable Player—Marshay Green, DB, 2009. **GATOR:** Most Valuable Player, Winning Team—Bobby Franklin, QB, 1958. Most Valuable Player, Losing Team—Archie Manning, QB, 1971; Tyrone Ashley, DB, 1991. **LIBERTY:** Outstanding Offensive Lineman—Charles Horton, C, 1965; Worthy McClure, ST, 1968; Outstanding Defensive Lineman—Lee Garner, LB, 1965; Most Valuable Player, Outstanding Offensive Back—Steve Hindman, TB, 1968; Outstanding Defensive Back—Robert Bailey, M, 1968; Most Valuable Player—Randy Baldwin, RB, 1989; Cassius Ware,

LB, 1992; Outstanding Offensive Player—Randy Baldwin RB, 1989; Russ Shows, QB, 1992; Outstanding Defensive Player—Jeff Carter, FS, 1989; Cassius Ware, LB, 1992. **PEACH:** Most Valuable Player, Offense—Norris Weese, QB, 1971; Most Valuable Player, Defense—Crowell Armstrong, LB, 1971. **INDEPENDENCE:** Most Valuable Player, Defense—Andre Townsend, DT, 1983; Kendrick Clancy, 1998; Tim Strickland, DB, 1999; Most Valuable Player, Offense—Mark Young, QB, 1986; Romaro Miller, QB, 1998; Eli Manning, QB, 2002. **FORD MOTOR CITY:** Most Valuable Player—Stewart Patridge, QB, 1997. **BBVA COMPASS:** Most Valuable Player—Bo Wallace, QB, 2013. **MUSIC CITY:** Most Valuable Player—Bo Wallace, QB, 2013. **SPORTS ILLUSTRATED ALL-BOWL TEAM:** Matt Luke, C, 1998; Les Binkley, K, 1999; Todd Wade, OT, 1999; Cliff Woodruff, OL, 2004; Laremy Tunsil, OL, 2015. **COLLEGE FOOTBALL NEWS.COM ALL-BOWL TEAM:** Belton Johnson, OT, 2002. **COTTON BOWL HALL OF FAME:** Eagle Day, QB, 2003. **INDEPENDENCE BOWL HALL OF HONOR:** Mark Young, QB, 1999; Billy Brewer, head coach, 2000; Wesley Walls, TE, 2001; David Cutcliffe, head coach, 2003; Deuce McAllister, RB, 2006. **ALL-TIME BOWL TEAMS—SUGAR (1955-62):** Ray Brown, QB, 1958; Charles Flowers, FB, 1960; Bobby Franklin, QB, 1960; Gene Hickerson, T, 1958; Jackie Simpson, G, 1958; **(All-Time Team):** Ray Brown, B, 1935-59; Jim Dunaway, T, 1959-84; Jake Gibbs, P, 1959-84; **ORANGE (75th Anniversary All-Time Team):** Frank M. Kinard, T, 2008

ALL-STAR TEAM AWARDS

SENIOR BOWL: Outstanding Player—Glynn Griffing, QB, 1963; Outstanding South Team Lineman—Jackie Simpson, G, 1958; Hanson Churchwell, G, 1959; Ken Kirk, C, 1960 (co-c); Outstanding South Team Back—Bobby Crespino, WB, 1961. Most Valuable Offensive Player—John Fourcade, QB, 1987; Most Valuable Defensive Player—Patrick Willis, LB, 2007; **SENIOR BOWL: 1994 All-Senior Bowl/NFL Dream Team—**Tony Bennett; **BLUE-GRAY GAME:** Outstanding Lineman—Henry Linton, T, 1953; Most Valuable Defensive Player, Gray Squad—Pete Harris, LB, 1992; Outstanding Offensive Player, Gray Squad—Roell Preston, WR, 1994; Outstanding Defensive Player, Gray Squad—Abdul Jackson, LB, 1994. **NORTH-SOUTH GAME:** Most Valuable Player—Crawford Mims, G, 1953; **HULA BOWL:** Outstanding Offensive Player—Norris Weese, QB, 1974; Defensive MVP—Freddie Joe Nunn, DE, 1984

GAME AWARDS

ESPN NATIONAL PLAYER OF THE WEEK: Stewart Patridge, QB, vs. LSU, 1997
CBS SPORTSLINE PLAYER OF THE WEEK: Deuce McAllister, RB, vs. Arkansas, 1999
COMPAQ BEST KICKOFF RETURN OF THE WEEK: Deuce McAllister, RB, vs. Arkansas, 1999
WALTER CAMP NATIONAL OFFENSIVE PLAYER OF THE WEEK: Dexter McCluster, RB, vs. Tennessee, 2009
AT&T ALL-AMERICA PLAYER OF THE WEEK: Dexter McCluster, RB-WR, vs. Tennessee, 2009
NATIONAL LINEMAN OF THE WEEK: James (Bud) Slay, E, vs. Maryland, 1952 (AP); Allen Green, C-KS, vs. Arkansas, 1960 (AP); Jim Dunaway, T, vs. LSU, 1962 (SI-Sports Illustrated); Jimmy Keyes, MG, vs. Memphis State, 1965 (SI); Jerry Richardson, DE, vs. Tennessee, 1966 (AP); Fred Brister, LB, vs. Tennessee, 1969 (AP); Crowell Armstrong, LB, vs. Alabama, 1970 (AP); Ben Williams, DT, vs. Villanova, 1973 (AP); Mike Pittman, DT, vs. Georgia, 1976 (AP)
NATIONAL BACK OF THE WEEK: Paige Cothren, FB, vs. Arkansas, 1955 (AP); Bobby Franklin, QB, Mississippi State 1958 (AP); Jake Gibbs, QB, vs. Mississippi State, 1960 (AP); Archie Manning, QB, vs. LSU, 1968 (AP); Archie Manning, QB, vs. Alabama, 1969 (AP); Archie Manning, QB, vs. LSU, 1969 (SI)
RIVALDS.COM NATIONAL OFFENSIVE PLAYER OF THE WEEK: Deuce McAllister, RB, vs. Mississippi State, 2000
RIVALDS.COM NATIONAL FRESHMAN OF THE WEEK: Dexter McCluster, WR, vs. Memphis, 2006
NATIONAL DEFENSIVE PLAYER OF THE WEEK (Sports Illustrated): Brian Moreland vs. Notre Dame, 1977; Jeff Herrod vs., Arkansas State, 1987; Chris Mitchell vs. Arkansas, 1990
NATIONAL DEFENSIVE PLAYER OF THE WEEK (FWAA/Bronko Nagurski): Matt Grier vs. Florida, 2002
NATIONAL DEFENSIVE PLAYER OF THE WEEK (Bednarik Award): Cody Prewitt vs. Texas A&M, 2014; Robert Nkemdiche vs. No. 2 Alabama, 2015
NATIONAL MANNING STARS OF THE WEEK (Manning Award): Bo Wallace, Louisiana-Lafayette, 2014; Chad Kelly vs. Fresno State, 2015; Chad Kelly, vs. Alabama, 2015; Chad Kelly, vs. Arkansas, 2015; Chad Kelly, vs. Texas A&M, 2015; Jordan Taamu, vs. Arkansas, 2018
NATIONAL SENIOR OF THE WEEK (Senior Bowl): Senquez Golson vs. Tennessee, 2014; Cody Prewitt vs. Texas A&M, 2014
NATIONAL PERFORMER OF THE WEEK (College Football Performance Awards): Jordan Ta'amu vs. ULM, 2018
NATIONAL DEFENSIVE BACK OF THE WEEK (CFPA): Senquez Golson vs. Louisiana-Lafayette, 2014; Cody Prewitt vs. Texas A&M, 2014
NATIONAL KICKOFF RETURNER OF THE WEEK (CFPA): Jaylen Walton vs. Texas, 2012
NATIONAL LINEBACKER OF THE WEEK (CFPA): Denzel Nkemdiche vs. Alabama, 2012
NATIONAL PUNT RETURNER OF THE WEEK (CFPA): Jeff Scott vs. Texas, 2013
NATIONAL PUNTER OF THE WEEK (CFPA): Will Gleeson vs. Boise State, 2014; Will Gleeson vs. Tennessee, 2014
NATIONAL TIGHT END OF THE WEEK (CFPA): Evan Engram vs. Vanderbilt, 2014; Evan Engram vs. Auburn, 2014; Evan Engram vs. Mississippi State, 2014
NATIONAL TIGHT END OF THE WEEK (John Mackey): Evan Engram vs. Ga. Southern, 2016
NATIONAL BACKFIELD OF THE WEEK (UPI): Jimmy Patton, LHB, vs. Tulane, 1953; Paige

Cothren, FB, vs. Arkansas, 1955; Louis Guy, WB, vs. Tennessee, 1962; Archie Manning, QB, vs. Alabama, 1969; Archie Manning, QB, vs. LSU, 1969
PAUL HORNING AWARD HONOR ROLL: Jaylon Jones, DB, vs. Texas Tech, 2018
PRO FOOTBALL FOCUS NATIONAL TEAM OF THE WEEK: Alex Givens, OL, vs. Texas Tech, 2018; Damarkus Lodge, WR, vs. ULM, 2018
PRO FOOTBALL FOCUS SEC TEAM OF THE WEEK: Alex Givens, OL, vs. Texas Tech, 2018; Vernon Dasher, DB, vs. Southern Illinois, 2018; Victor Evans, DL, vs. Southern Illinois, 2018; Greg Little, OL, vs. Southern Illinois, 2018; Sean Rawlings, OL, vs. Southern Illinois, 2018; Jordan Ta'amu, QB, vs. Southern Illinois, 2018; Greg Little, OL, vs. Kent State, 2018; Qadir Sheppard, DL, vs. Kent State, 2018; Jordan Ta'amu, QB, vs. Kent State, 2018; A.J. Brown, WR, vs. ULM, 2018; Damarkus Lodge, WR, vs. ULM, 2018; Greg Little, OL, vs. Arkansas, 2018; Sean Rawlings, OL, vs. Arkansas, 2018
SOUTHEASTERN LINEMAN OF THE WEEK: Allen Green, C-KS, vs. Arkansas, 1960 (AP); Rocky Fleming, WB, vs. Tennessee, 1965 (UPI); Jim Urbanek, DT, vs. Houston, 1966 (AP); Jerry Richardson, DE, vs. Tennessee, 1966 (AP); Fred Brister, LB, vs. Tennessee, 1969 (AP); Crowell Armstrong, LB, vs. Alabama, 1970 (AP); Elmer Allen, DT, vs. LSU 1971 (AP); Ben Williams, DT, vs. Villanova, 1973 (AP); Richard (Stump) Russell, LB, vs. Missouri 1974 (AP); George Stuart, LB, vs. Alabama 1976 (AP); Mike Pittman, DT, vs. Georgia, 1976 (AP); Charlie Cage, DT, vs. Notre Dame, 1977 (AP); George Plasketes, DE, vs. Tennessee, 1977 (AP); Eddie Cole, LB, vs. Memphis St. 1978 (AP); James Otis, DE, vs. Tennessee, 1979 (AP); Andre Townsend, DT, vs. Vanderbilt, 1983 (AP); Freddie Joe Nunn, DE, vs. Memphis State, 1984 (AP), vs. Arkansas, 1984 (AP), vs. Mississippi State, 1984 (AP); Dan Boyce vs. Tulane, 1984 (AP)
SOUTHEASTERN OFFENSIVE PLAYER OF THE WEEK (AP): Paige Cothren, FB, vs. Arkansas, 1955; Bobby Franklin, QB, vs. Miss. State, 1958; Jake Gibbs, QB, vs. Miss. State, 1960; Archie Manning, QB, vs. Memphis State and LSU, 1968; vs. Georgia, LSU and Tennessee, 1969; vs. Alabama and Georgia, 1970; Norris Weese, QB, vs. LSU, 1971; vs. Mississippi State, 1972; James Reed, TB, vs. Tennessee, 1973; Tim Ellis, QB vs. Georgia, 1976; Tim Ellis and Bobby Garner vs. Notre Dame, 1977; Malvin Gipson vs. Vanderbilt 1980; Timmy Moffett, WR, vs. Mississippi State, 1983; Kent Austin, QB, vs. Arkansas, 1983; vs. Vanderbilt, 1985; Chris Osgood, QB, vs. Memphis State, 1986
SOUTHEASTERN DEFENSIVE PLAYER OF THE WEEK (AP): Howard Moss, SS, vs. LSU, 1986; Jeff Herrod, LB, vs. Arkansas State, 1987
SOUTHEASTERN DEFENSIVE PLAYER OF THE WEEK (UPI): Jimmy Keyes, LB, vs. Georgia, 1967; Robert Bailey, M, vs. Alabama, 1968; Glenn Cannon, S, vs. Tennessee, 1969; Ben Williams, DT, vs. Missouri, 1974; Ben Williams, MG, vs. Southern Miss. and Tennessee, 1975; Gary Turner, DE, vs. Georgia, 1975; George Stuart, LB, vs. Alabama, 1976; Mike Pittman, DT, vs. Georgia, 1976; Charlie Cage, DT, vs. Notre Dame, 1977; George Plasketes, DE, vs. Auburn and Tennessee, 1977; James Otis, DE, vs. Tennessee, 1979; Andre Townsend, DT, vs. Vanderbilt, 1982; Eric Truitt, DB, vs. Vanderbilt, 1983
SOUTHEASTERN OFFENSIVE PLAYER OF THE WEEK (UPI): Archie Manning, QB, vs. Memphis State, Southern Miss. and LSU, 1968; vs. Alabama, Georgia and LSU, 1969; Norris Weese, QB, vs. LSU, 1971; vs. Mississippi State, 1972; James Reed, TB, vs. Tennessee, 1973; Reg Woullard, RB vs. Tulane, 1976; Tim Ellis, QB, vs. Georgia, 1976; John Fourcade, QB, vs. Miss. State, 1981; Kent Austin, QB, vs. Tulane, 1982
SEC PLAYER OF THE WEEK: Terry Williamson, DG, vs. Arkansas, 1983; Andre Townsend, DT, vs. Vanderbilt, 1983; Timmy Moffett, WR, vs. Mississippi State, 1983; Freddie Joe Nunn, DE, vs. Memphis State and Arkansas, 1984; Kent Austin, QB, vs. Vanderbilt, 1985; Jeff Noblin, FS, vs. Memphis State, 1986; Mike Fitzsimmons, DT, vs. Tulane, 1986; Don Price, CB, vs. Vanderbilt, 1986; Howard Moss, SS, vs. LSU, 1986; Jeff Herrod, LB, vs. Mississippi State, 1986; Jeff Herrod, LB, vs. Arkansas State, 1987; John Darnell, QB, vs. Vanderbilt, 1987; Mark Young, QB, vs. Vanderbilt, 1988; Tony Bennett, OLB, vs. Alabama, 1988; Mark Young, QB, vs. Mississippi State 1988; Tony Bennett, OLB, vs. Memphis State, 1989; Chauncey Godwin, CB, vs. Florida, 1989; John Darnell, QB, vs. Arkansas State, 1989; Randy Baldwin, RB, vs. Tulane, Georgia, and LSU, 1990; Chris Mitchell, SS, vs. Arkansas, 1990; Brian Lee, K, vs. Tulane, 1991; Chad Brown, DT, vs. Tulane, 1991; Russ Shows, QB, vs. Kentucky, 1991; Cassius Ware, LB, vs. Auburn, 1992; Cory Philpot, TB, vs. Kentucky, 1992; Chad Brown, DT, vs. Mississippi State, 1992; Dewayne Dotson, LB, vs. Vanderbilt, 1993; Cassius Ware, LB, vs. Georgia, 1993; Michael Lowery, SS, vs. LSU, 1994; Nate Wayne, LB, vs. Georgia, 1995; Walker Jones, FS, vs. Mississippi State, 1995; Paul Head, QB, vs. Idaho State, 1996; Nate Wayne, LB, vs. Georgia, 1996; Stewart Patridge, QB, vs. Vanderbilt, 1997; Stewart Patridge, QB, vs. LSU, 1997; Timothy Strickland, FS, vs. Mississippi State, 1997; Cory Peterson, WR, vs. Auburn, 1999; Deuce McAllister, RB, vs. Arkansas, 1999; Deuce McAllister, RB, vs. Mississippi State, 2000; Eli Manning, QB, vs. Alabama, 2001; L.P. Spence, LB, vs. LSU, 2001; Jason Armstead, RS, vs. Memphis, 2002; Jonathan Nichols, PK, vs. Vanderbilt, 2002; Matt Grier, DB, vs. Florida, 2002; Jason Armstead, RS, vs. Mississippi State, 2002; Jonathan Nichols, PK, vs. Vanderbilt, 2003; Von Hutchins, DB, vs. Florida, 2003; Eli Manning, QB, vs. South Carolina, 2003; Eli Manning, QB, vs. Auburn, 2003; McKinley Boykin, DT, vs. South Carolina, 2004; Jonathan Nichols, PK, vs. Wyoming, 2004; McKinley Boykin, DT, vs. Vanderbilt, 2004; Chris Spencer, C, vs. Mississippi State, 2004; Patrick Willis, LB, vs. Memphis, 2005; Rory Johnson, LB, vs. Vanderbilt, 2006; Dustin Mouzon, DB, vs. Memphis, 2007; Greg Hardy, DL, vs. Alabama, 2007; Peria Jerry, DL, vs. Vanderbilt, 2008; Jamarca Sanford, DB, vs. Florida, 2008; Peria Jerry, DL, vs. Arkansas, 2008; Maurice Miller, OL, vs. Auburn, 2008; Michael Oher, OL, vs. Louisiana -Monroe, 2008; Daverin Gerald, C, vs. Mississippi State, 2008; Peria Jerry, DL, vs. Mississippi State, 2008; Dexter McCluster, RB-WR, vs. Arkansas, 2009; Dexter

McCluster, RB-WR, vs. Tennessee, 2009; Reid Neely, OL, vs. LSU, 2009; Jesse Grandy, PR, vs. Kentucky, 2010; Bobby Massie, OL, vs. UL-Lafayette, 2010; C.J. Johnson, DE, vs. Central Arkansas, 2012; A.J. Hawkins, G, vs. UTEP, 2012; Aaron Morris, G, vs. Tulane, 2012; Denzel Nkemdiche, LB, vs. Alabama, 2012; Bryson Rose, PK, vs. Auburn, 2012; Bryson Rose, PK, vs. Arkansas, 2012; Donte Moncrief, WR, vs. Mississippi State, 2012; Jeff Scott, ST, vs. Texas, 2013; Robert Nkemdiche, DL, vs. Troy, 2013; Cliff Coleman, DB, vs. Vanderbilt, 2014; Bo Wallace, QB, vs. Alabama, 2014; Cody Prewitt, DB, vs. Texas A&M, 2014; Marquis Haynes, DL, vs. Texas A&M, 2014; Will Gleeson, P, vs. LSU, 2014; Tony Conner, DB, vs. Mississippi State, 2014; C.J. Johnson, DL, vs. Mississippi State, 2014; Fahn Cooper, OL, vs. Vanderbilt, 2015; Trae Elston, DB, vs. Texas A&M, 2015; DeMarquis Gates, LB, vs. LSU, 2015; Marquis Haynes, DE, vs. LSU, 2015; Marquis Haynes, DE, vs. Auburn, 2015; Marquis Haynes, DE, vs. Texas A&M, 2015; Chad Kelly, QB, vs. Auburn, 2015; Robert Nkemdiche, DT, vs. Alabama, 2015; Robert Nkemdiche, DT, vs. Mississippi State, 2015; Gary Wunderlich, K, vs. Alabama, 2015; Jordan Sims, OL, vs. Georgia, 2016; Gary Wunderlich, K, vs. Texas A&M, 2016; Shea Patterson, QB, vs. UT Martin, 2017; Marquis Haynes, DE, vs. Vanderbilt, 2017; Shea Patterson, QB, vs. Vanderbilt, 2017; Josiah Coatney, DT, vs. Kentucky, 2017; Jordan Ta'amu, QB, vs. Kentucky, 2017; Greg Little, OL, vs. Mississippi State, 2017; Gary Wunderlich, K, vs. Mississippi State, 2017; Greg Little, OL, vs. Texas Tech, 2018; Luke Logan, K, vs. Texas Tech, 2018; Scottie Phillips, RB, vs. Texas Tech, 2018; Jordan Ta'amu, QB, vs. Arkansas, 2018; Luke Logan, K, vs. Vanderbilt, 2018

SEC FRESHMAN OF THE WEEK: Dexter McCluster, WR, vs. Memphis, 2006; Marshay Green, WR, vs. Mississippi State, 2006; Laquon Treadwell, WR, vs. Vanderbilt, 2013; Marquis Haynes, DL, vs. LSU, 2014; Shea Patterson, QB, vs. Texas A&M, 2016; D.K. Metcalf, WR, vs. Kentucky, 2017

TYLER ROSE AWARD NATIONAL PLAYER OF THE WEEK: Damarkus Lodge, WR, vs. ULM, 2018

AT&T LONG DISTANCE AWARD: Vincent Brownlee, WR, vs. Vanderbilt (68-yard punt return, plus 35-yard kickoff return), 1991; Tom Luke, QB, and Tyrone Ashley, RB, vs. Tennessee (82-yard pass completion), 1991; Brian Lee, K, vs. Vanderbilt (49-yard field goal), 1992; Ta'Boris Fisher, WR, vs. Auburn (77-yard TD punt return), 1993; Lawrence Adams, QB, and Eddie Small, WR, vs. Northern Illinois (80-yard TD pass completion), 1993; Ta'Boris Fisher, WR, vs. LSU (56-yard punt return), 1994; John Avery, KR, vs. LSU (100-yard TD kickoff return), 1996; Tim Montz, K, vs. Georgia (51-yard field goal), 1996; John Avery, KR, vs. Alabama (100-yard TD kickoff return), 1997; John Avery, RB, vs. Arkansas (97-yard TD run), 1997

CHEVROLET MOST VALUABLE PLAYER: Charlie Cage (D), DT, vs. LSU, 1977; James Otis DE, vs. LSU, 1980; Andre Townsend, DT, vs. Vanderbilt, 1982; Kent Austin, QB, vs. Tulane, 1982; Shawn Cobb, LB, vs. Tennessee, 1990; Johnny Dixon, SS, vs. Georgia, 1992; Cassius Ware, LB, vs. Alabama, 1993; Abdul Jackson, LB, vs. Alabama, 1994; Jevan Snead, QB, vs. Wake Forest, 2008

SPRING AWARDS

JOHN HOWARD VAUGHT AWARD OF EXCELLENCE: Elmer Allen, DT, 1972; Don Leathers, OT, 1973; Norris Weese, QB, 1974; Greg Markow, DE, 1975; Richard "Dick" Lawrence, OT, 1976; George Stuart, LB, 1977; George Plasketes, DE, 1978; Curtis Weathers, TE, 1979; Jim Miller, P, 1980; Ken Toler, WR, 1981; John Fourcade, QB, 1982; Brian Kennedy, DE, 1983; Dwayne Nesmith, LB, 1984; Timmy Moffett, WR, 1985; Jamie Holder, WR, 1986; Jeff Noblin, DE, 1987; Danny Hoskins, OG, 1988; Bryan Owen, K, 1989; John Darnell, QB, 1990; (tie) Shawn Cobb, LB, and Dawson Prueett, C, 1991; Jay Hopson, DB, 1992; Dwayne Amos, DB, 1993; Clint Conlee, OT, 1994; James Holcombe, OL, 1995; Trey Wicker, DE, 1996; Kyle Wicker, DE, 1997; Boyd Kitcher, OG, 1998; Matt Luke, C, 1999; Todd Wade, OT, 2000; Deuce McAllister, RB, 2001; Mitch Skrmetta, TE, 2002; Ben Claxton, C, 2003; Jesse Mitchell, DT, 2004; Marcus Johnson, OG, 2005; Tre' Stallings, OT, 2006; Patrick Willis, LB, 2007; BenJarvus Green-Ellis, RB, 2008; Jason Cook, FB, 2009; Marshay Green, DB, 2010; Jerrell Powe, DT, 2011; Brandon Bolden, RB, 2012; Ferbia Allen, TE, 2013; Mike Marry, LB, 2014; Cody Prewitt, DB, 2015; C.J. Johnson, LB, 2016; Evan Engram, TE, 2017; Jordan Wilkins, RB, 2018; Javon Patterson, OL, 2019

JEFF HAMM MEMORIAL AWARD: Dick Lawrence, OT, 1975; Dale Erves, 1979; Keith Fourcade, LB, 1982; John Allen, OG, 1983; Eric Denmark, OT, 1984; Nathan Wonsley, TB, 1985; Jeff Noblin, DB, 1986; Willie Goodloe, RB, 1987; Shawn Cobb, LB, 1988; Pat Coleman, WR, 1989; Phillip Kent, OLB, 1990; Marvin Courtney, RB, and Gary Abide, LB, 1991; Jody Hill, LB, 1992; Brian Mays, DT, 1993; Shannon Provencher, OG, 1994; Dou Innocent, RB, 1995; David Evans, DT, 1996; Walker Jones, LB, 1997; Tony Cannon, RB, 1998; Shane Grice, OL, & Shawn Johnson, LB, 1999; Terrence Metcalf, OL, & Justin Coleman, DB, 2000; Toward Sanford, RB, & Von Hutchins, DB, 2001; Doug Buckles, OG, & Chris Knight, DB, 2002; Bobby Harris, OL, & Rob Robertson, LB, 2003; Micheal Spurlock, QB, & Micheal Bozeman, DL, 2004; Micheal Spurlock, QB, & Patrick Willis, LB, 2005; BenJarvus Green-Ellis, RB, & Peria Jerry, DL, 2006; BenJarvus Green-Ellis, RB, & Marcus Tillman, DL, 2007; Dexter McCluster, WR, & Peria Jerry, DL, 2008; Devin Thomas, RB, & Jerrell Powe, DL, 2009; Bradley Sowell, OL, & Ted Laurent, DL, 2010; Brandon Bolden, RB, & D.T. Shackelford, LB, 2011; Wesley Pendleton, DB, 2012; Chief Brown, DB, 2013; Cliff Coleman, DB, 2014; C.J. Hampton, DB, 2015; D.J. Jones, DT, 2016; Detric Bing-Dukes, 2017; Ryder Anderson, DE, 2018; Charles Wiley, LB, 2019

ELI MANNING AWARD: Ja-Mes Logan, WR, 2012; iTavius Mathers, RB, 2013; Collins Moore, WR, 2014; Jordan Sims, OL, 2015; Van Jefferson, WR, 2016; Markell Pack, WR, 2017; Octavi-

ous Cooley, TE, 2018; Tylan Knight, RB, 2019

BIRMINGHAM CHAPTER LEADERSHIP AWARD: Frank Halbert, FB, 1961; Woody Dabbs, E, 1962; Kenny Dill, C-LB, 1963; Allen Brown, E, 1964; Jimmy Heidel, QB/S, 1965; Charles Hinton, C, 1966; Mac Haik, WR, 1967; Hank Shows, TE, 1968; Glenn Cannon, DB, 1969; Norris Weese, QB, 1973; Kenny King, LB, 1974-75; Bob Grefseng, DE, 1978; Malvin Gipson, TB, 1982; Johnny Burrow, DB, 1983; Kelly Powell, QB, 1984; Bob Blakemore, DE, 1985; Jay Webb, DE, 1986; Jeff Herrod, LB, 1987; Woody Soehn, OL, 1988; Shawn Cobb, LB, 1989; Tim Brown, OG, 1990; Chris Mitchell, SS, 1991; Jeff Carter, DB, 1992; Thomas McLeish, TE, 1993; Sidney Carmichael, DE, 1994; Jeff Miller, OT, 1995; Dou Innocent, RB, 1996; Paul Head, QB, and Derek Jones, DB, 1997; Walker Jones, LB, 1998; Matt Luke, C, 1999; Ronnie Heard, DB, 2000; Romaro Miller, QB, 2001; Terrence Metcalf, OT, 2002; Lanier Goethie, LB, 2003; Eli Manning, QB, 2004; Rob Robertson, LB, 2005; Michael Bozeman, DL, 2006; Patrick Willis, LB, 2007; Robert Hough, TE, 2008; Jamarca Sanford, DB, 2009; Dexter McCluster, WR/RB, 2010; Jeremiah Masoli, QB, 2011; Marcus Temple, DB, 2012; Jason Jones, DE, 2013; Emmanuel McCray, OL, 2014; Bo Wallace, QB, 2015; Mike Hilton, DB, 2016; D.J. Jones, DL, 2017; Tayler Polk, LB, 2018; Zedrick Woods, DB, 2019

CLOWER-WALTERS AWARD: Richard "Stump" Russell, LB, 1974; Robert "Ben" Williams, DL, 1975; Mike Pittman, DT, 1976; Robert "Randy" White, OL, 1977; Lawrence Johnson, DT, 1978; Gregg Jefcoat, OG, 1979; Chris Cottom, OL, 1980; Quentin McDonald, DT, 1981; Andre "Hammerhead" Thomas, RB, 1982; Andre Townsend, DT, 1983; Freddie Joe Nunn, DE, 1984; Nathan Wonsley, RB, 1985; Ricky Myers, SE, 1986; Jeff Herrod, LB, 1987; Wesley Walls, TE, 1988; Tony Bennett, OLB, 1989; Kelvin Pritchett, DT, 1990; Phillip Kent, OLB, 1991; Cory Philpot, TB, 1992; Johnny Dixon, DB, 1993; Abdul Jackson, LB, 1994; Renard Brown, DE, 1995; Shannon Provencher, OG, 1996; Broc Kreitz, LB, 1997; Gary Thigpen, CB, 1998; Kendrick Clancy, DT, 1999; Derrick Burgess, DE, 2000; Terrence Metcalf, OT, 2001; Matt Grier, DB, 2002; Eli Manning, QB, 2003; Marcus Johnson, OG, 2004; Bobby Harris, OL, 2005; Will Mosely, K, 2006; Seth Adams, QB, 2007; Chris Bowers, DE, 2008; Reid Neely, OL, 2009; Wesley Phillips, C, 2010; Vincent Moss, DB, 2011; Devin Thomas, RB, 2013; Andrew Ritter, K, 2014; Senquez Golson, DB, 2015; Cody Core, WR, 2016; John Youngblood, LB, 2017; Gary Wunderlich, K, 2018; Sean Rawlings, OL, 2019

M-CLUB ALUMNI CHAPTER MOST DEDICATED PLAYER AWARD: Bo Bowen, RB, 1969; Jim Stuart, LB, 1973; Pete Markow, S, 1974; James Hickman, OT, 1975; Bobby Garner, QB, 1978; Clay Erwin, DE, 1982; Melvin Brown, DB, 1983; Joe Hall, SS, 1984; Bob Blakemore, DE, 1985; Tony Rayburn, OL, 1986; Mike Fitzsimmons, DL, 1987; Robert Smith, FB-LB, 1988; Shawn Sykes, RB, 1989; Darryl Smith, DL, 1990; Todd Sandroni, FS, 1991; Cliff Dew, C, 1992; Lynn Ross, LB, 1993; Michael Lowery, DB, 1994; Alundis Brice, DB, 1995; David Knott, DB, 1996; Lawrence Adams, H-B, 1997; Andre Harrison, DE, 1998; Tony Cannon, RB, 1999; Cory Peterson, WR, 2000; Shane Elam, DE, 2001; Charles Stackhouse, FB, 2002; Belton Johnson, OT, 2003; Charlie Anderson, DE, 2004; Jonathan Nichols, PK, 2005; Michael Bozeman, DL, 2006; Andrew Wicker, OL, 2007; Robert Lane, TE, 2008; Peria Jerry, DL, 2009; John Jerry, OL, 2010; Jonathan Cornell, LB, 2011; Justin Smith, DT, 2012

PHI BETA SIGMA CHUCKY MULLINS COURAGE AWARD: Chris Mitchell, SS, 1990; Jeff Carter, FS, 1991; Trea Southerland, DB, 1992; Johnny Dixon, SS, 1993; Alundis Brice, DB, 1994; Michael Lowery, LB, 1995; Derek Jones, CB, 1996; Nate Wayne, LB, 1997; Gary Thigpen, CB, 1998; Ronnie Heard, LB, 1999; Anthony Magee, DB, 2000; Kevin Thomas, LB, 2001; Lanier Goethie, LB, 2002; Jamil Northcutt, LB, 2003; Eric Oliver, DB, 2004; Kelvin Robinson, LB, 2005; Patrick Willis, LB, 2006; Jeremy Garrett, DL, 2007; Jamarca Sanford, DB, 2008; Marcus Tillman, DE, 2009; Kentrell Lockett, DL, 2010; Deterrian (D.T.) Shackelford, LB, 2011; Jason Jones, DE, 2012; Mike Marry, LB, 2013; Deterrian (D.T.) Shackelford, LB, 2014; Mike Hilton, DB, 2015; John Youngblood, DE, 2016; Marquis Haynes, DE, 2017; C.J. Moore, DB, 2018; Austrian Robinson, DL, 2019

J. RICHARD PRICE COURAGE AND COMPASSION AWARD: Matt Luke, C, 1998; Todd Wade, OT, 1999; Shane Elam, DE, 2000; Terrence Metcalf, OT, & Anthony Sims, DT, 2001; Ben Claxton, C, 2002; Jesse Mitchell, DL, 2003; Marcus Johnson, OL, 2004; Michael Bozeman, DL, 2005; Andrew Wicker, OL, 2006; Corey Actis, OL, 2007; Darryl Harris, OL, 2008; John Jerry, OL, 2009; Jerrell Powe, DL, 2010; Bradley Sowell, OL, 2011; Terrell Brown, OT, 2012; Evan Swindall, C, 2013; Carlton Martin, OL/DT, 2014; Fadol Brown, DL, 2015; Robert Conyers, OL, 2016; Daronte Bouldin, OL, 2017; Jordan Sims, OL, 2018; Alex Givens, OL, 2019

PARK STEVENS MEMORIAL SCHOLARSHIP: Tayler Polk, LB, 2015; Cale Luke, WR, 2016; Dawson Knox, TE, 2017; Floyd Allen, WR, 2018; Luke Logan, K, 2019

M-CLUB ALUMNI OFF-SEASON AWARD: Dawson Prueett, C, 1988

MISCELLANEOUS AWARDS

NATIONAL FOOTBALL FOUNDATION OUTSTANDING OFFICIALS AWARD: Butch Lambert, Sr. & Butch Lambert, Jr., 2006

C. LEROY MULLINS HEART OF CHAMPION AWARD: Renard Brown, 1995; Yolanda Moore, 1996; Anthony Boone, 1997; Grant Heard, 1998; Derrick Burgess, 1999; John Engstrom, 2001; Syniker Taylor, 2001; Lanier Goethie, 2002; Doug Zeigler, 2002; L.P. Spence, 2003

REBELS IN ALL-STAR CLASSICS

Chicago All-Star Game

1938	Bruiser Kinard, T
1939	Parker Hall, HB
1942	Junie Hovious, HB *
1947	Ray Poole, E
1948	Charles Conerly, HB
1949	†Barney Poole, E
1950	Jimmy Crawford, G
1951	John (Kayo) Dottley, FB
1953	Kline Gilbert, T
1954	Ed Beatty, C Crawford Mims, G
1955	Rex Reed Boggan, T
1957	Paige Cothren, FB
1958	Raymond Brown, QB Gene Hickerson, T
1959	Hanson Churchwell, G
1960	Billy Brewer, QB Bobby Franklin, QB Bobby Khayat, G Ken Kirk, C
1961	George Blair, HB Johnny Brewer, E Bobby Crespino, HB
1963	Jim Dunaway, T Glynn Griffing, QB Louis Guy, WB Chuck Morris, TB
1964	Perry Lee Dunn, QB
1965	Allen Brown, E
1966	Stan Hindman, G Jimmy Heidel, DHB Bill Clay, DHB †

*Invited, Did not Participate, Naval Service
†All-Stars captain
‡Injured, did not play

Senior Bowl (Mobile, Ala.)

1950	Jimmy Crawford, G
1951	John (Kayo) Dottley, FB Bill Stribling, E
1952	Showboat Boykin, FB
1954	Crawford Mims, G
1955	Rex Reed Boggan, T Allen Muirhead, HB
1956	Earl Blair, HB
1958	Ray Brown, QB Gene Hickerson, T Jackie Simpson, G *
1959	Hanson Churchwell, G * Milton Crain, C
1960	Ken Kirk, C (c-c) * Marvin Terrell, G Cowboy Woodruff, HB
1961	George Blair, HB Johnny Brewer, E Bobby Crespino, HB † Richard Price, G
1962	Ralph Smith, E Billy Ray Adams, FB †
1963	Glynn Griffing, QB § Jim Dunaway, T
1964	Perry Lee Dunn, QB Whaley Hall, T
1965	Allen Brown, E
1966	Stan Hindman, G Bill Clay, DHB Mike Dennis, TB †
1967	Doug Cunningham, TB Chuck Hinton, C †
1968	Jimmy Keyes, LB Dan Sartin, DT
1969	Jim Parkes, C
1970	Glenn Cannon, S

1971	Worthy McClure, OT Wimpy Winther, C
1972	Paul Dongieux, LB
1976	Ben Williams, MG-DT
1977	Kem Coleman, LB
1980	Ken Toler, WR Chuck Commiskey, OG
1981	John Fourcade, QB @
1983	Andre Townsend, DT Kelly Powell, QB
1984	Freddie Joe Nunn, DE
1985	Benton Reed, DT Kent Austin, QB †
1986	Bill Smith, P
1987	J.R. Ambrose, WR Jeff Herrod, LB **
1988	Rodney Lowe, DT Stevon Moore, CB Wesley Walls, TE †
1989	Tony Bennett, OLB Pat Coleman, WR Willie Green, WR
1990	Doug Jacobs, DT Chris Mitchell, SS Kelvin Pritchett, DT Dawson Pruet, C
1991	Tyji Armstrong, TE Tyrone Ashley, RB/DB Phillip Kent, OLB
1992	Chad Brown, DT Brian Lee, K Everett Lindsay, OT
1993	Johnny Dixon, DB Dewayne Dotson, LB
1994	‡Alundis Brice, DB Abdul Jackson, LB Dou Innocent, RB
1995	John Avery, RB/KR
1997	Kendrick Clancy, DT
1999	Tutan Reyes, OT Todd Wade, OT
2000	Derrick Burgess, DE Ken Lucas, DB ‡Deuce McAllister, RB
2001	Terrence Metcalf, OL Charles Stackhouse, FB
2002	Ben Claxton, C ‡Doug Zeigler, TE
2004	Marcus Johnson, OG Jonathan Nichols, PK Patrick Willis, LB**
2006	Peria Jerry, DT
2008	Ashlee Pamer, LB Michael Oher, OT Mike Wallace, WR Shay Hodge, WR ‡ John Jerry, OL Dexter McCluster, RB-WR
2015	Senquez Golson, DB Cody Prewitt, DB
2017	Evan Ingram, TE ‡Chad Kelly, QB
2018	Marquis Haynes, DE
2019	Javon Patterson, OL

*Outstanding Lineman-South team
**Defensive MVP-South team
†Outstanding Back-South team
‡Outstanding Player
‡Injured, did not play
@Outstanding Offensive Player

The Hula Bowl
(Honolulu, Hawaii)

1956	Eagle Day, QB
1957	Paige Cothren, FB
1960	Larry Grantham, E #

1968	Jim Urbanek, DT
1971	Archie Manning, QB Skip Jernigan, G Elmer Allen, DT
1972	Jim Poole, TE
1974	Norris Weese, QB * Burney Veazey, TE Art Bressler, G
1977	George Plasketes, DE
1978	Charlie Cage, DT
1980	Mark Moore, OT
1981	John Fourcade, QB
1984	Freddie Joe Nunn, DE @
1988	Stevon Moore, CB
1999	Armegis Spearman, LB
2006	McKinley Boykin, DL

#Outstanding Lineman
*Outstanding Offensive Player
@Outstanding Defensive Player

East-West Game
(San Francisco, Calif.)

1967	Chuck Hinton, C †
1973	Norris Weese, QB
1975	Ben Williams, MG-DT
1976	Wade Griffin, TE
1977	Kem Coleman, LB
1979	Hoppy Langley, KS
1984	Timmy Moffett, SE
1988	Wesley Walls, TE †
1992	Everett Lindsay, OT *
1996	Kris Mangum, TE
1999	Tutan Reyes, OT
2002	Eddie Strong, LB
2004	Chris Collins, WR

(Houston, Texas)

2008	BenJarvus Green-Ellis, RB Robert Lane, TE Maurice Miller, OL
2009	(Orlando, Fla.)
2010	Greg Hardy, DE Joshua Shene, K Ted Laurent, DT
2011	(St. Petersburg, Fla.)
2012	Kentrell Lockett, DE Bradley Sowell, OT Ja-Mes Logan, WR Fahn Cooper, OT Cody Core, WR
2017	Quincy Adebeyejo, WR
2019	Damarkus Lodge, WR † Sean Rawlings, OL Jordan Ta'amu, QB Ken Webster, DB * Zedrick Woods, DB

†Injured, did not play
*Invited, did not play

The American Bowl
(Tampa, Fla.)

1969	Jim Parkes, C
1971	Dennis Coleman, DE Buddy Mitchell, OT
1972	Chuck Kota, OG
1980	Mark Moore, OT

North-South Game
(Miami, Fla.)

1932	Tom Swayze, E
1948	Dixie Howell, HB Barney Poole, E Farley Salmon, QB
1949	Jimmy Clark, T Jimmy Crawford, G Doug Hamley, T John (Kayo) Dottley, FB

1951	Bill Stribling, E Ken Barfield, T Hal Maxwell, E Mel Sinquefield, C Ed Beatty, C
1953	Harol Lofton, HB Crawford Mims, G *
1956	Paige Cothren, FB Eddie Crawford, HB Jerry Stone, C
1965	Bill Clay, DHB Tommy Lucas, T

*Most Valuable Player

Coaches Association All-America Bowl

1961	Johnny Brewer, E Allen Green, C Bobby Crespino, HB *
1962	Jerry Brown, T † Doug Elmore, QB Billy Ray Adams, FB †
1963	Jim Dunaway, T Glynn Griffing, QB
1964	Whaley Hall, T
1965	Bill Clay, DHB Stan Hindman, DE
1968	Jimmy Keyes, LB
1970	Claude Herard, DT Buz Morrow, DT Glenn Cannon, S *
1971	Wimpy Winther, C Wyck Neely, DHB
1972	Elmer Allen, DT
1976	Ben Williams, DT-MG

†Injured, did not play
*Invited, did not play

Blue-Gray Classic
(Montgomery, Ala.)

1939	Bill Schneller, QB
1940	George Kinard, G
1941	Merle Hapes, FB Junie Hovious, HB ***
1942	Oscar Britt, G
1944	Robert McCain, E-HB
1946	Gene Roberts Ray Poole, RE
1949	Jimmy Crawford, G Roland Dale, T
1953	Henry Linton, T *
1960	Walter Suggs
1964	Allen Brown, E Bobby Robinson, LG
1965	Mike Dennis, TB
1968	Steve Hindman, TB
1975	Rick Kimbrough, FLK Bill Farris, DE-P Mike Pittman, DT
1976	George Plasketes, DE
1977	Curtis Weathers, SE
1979	Terrence Walker, G
1980	Ken Toler, WR Chuck Commiskey, OG
1981	John Fourcade, QB
1983	Buford McGee, TB
1984	Greg Walker, OT
1986	Bill Smith, P
1987	J.R. Ambrose, WR † Jeff Herrod, LB Todd Irvin, OL
1988	Rodney Lowe, DT Stevon Moore, CB Wesley Walls, TE
1991	Tyji Armstrong, TE Tyrone Ashley, RB/DB Pete Harris, LB @

REBELS IN ALL-STAR CLASSICS

1993 Phillip Kent, OLB
Eddie Small, WR
Cassius Ware, LB
1994 Alundis Brice, LB
Abdul Jackson, LB **
Roell Preston, WR ***
1995 Dou Innocent, RB
Chris May, OG
Josh Nelson, QB
1996 Ta'Boris Fisher, WR
Derek Jones, DB
Kris Mangum, TE
2001 Joe Gunn, RB
**Outstanding Lineman*
***Outstanding Defensive Player*
****Outstanding Offensive Player*
†Injured, did not play
@Defensive MVP-Gray team

Japan Bowl

1977 George Plasketes, DE
1977 Tim Ellis, QB
1978 Curtis Weathers, SE

Challenge Bowl

(Corpus Christi, Texas)
1964 Reed Davis, TE
Kenny Dill, C
Larry Smith, WB

All-America Football Classic

(Washington, D.C.)
1992 Artis Ford, DT

Magnolia All-Star Classic

(Jackson, Miss.)
1993 Tony Collier, DB
Cassius Ware, LB

Magnolia Gridiron All-Star Classic

(Jackson, Miss.)
2005 Michael Bozeman, DL
Bobby Harris, OL

National All-Stars College Football Classic

(Orlando, Fla.)
1995 Woody Janssen, OG
Anthony Panzarella, DT
2000 Charlie Perkins, OL

The Villages Gridiron All-Star Classic

(Orlando, Fla.)
1999 Cory Peterson, WR
2000 Keydrick Vincent, OT
2004 Von Hutchins, DB
2005 Bill Flowers, WR
Eric Rice, TE
Cody Ridgeway, P

Las Vegas All-American Classic

(Las Vegas, Nev.)
2006 Michael Bozeman, DL
Mario Hill, WR

North-South All-Star Classic

(Houston, Texas)
2006 Trumaine McBride, DB

Collge Gridiron Showcase

(Arlington, Texas)
2015 Carlos Thompson, DE
2016 Chief Brown, DB
2017 Akeem Judd, RB
Rommel Mageo, LB

NFL Players Association Game*

(El Paso, Texas)
2009 Jamarca Sanford, DB
2010 Marshay Green, DB
Gerald Harris, TE
Kendrick Lewis, DB
Emmanuel Stephens, DL
Patrick Trahan, LB

(San Antonio, Texas)

2011 Jerrell Powe, DT

(Carson, Calif.)

2013 Pierce Burton, OL
Mike Marry, LB
Charles Sawyer, DB

2015 Bo Wallace, QB †
2016 Mike Hilton, DB
Aaron Morris, OL

2017 D.J. Jones, DT

†Injured, did not play

**formerly Texas vs. The Nation All-Star Challenge*

Casino Del Sol College All-Star Game*

(Tempe, Ariz.)
2011 Jeremiah Masoli, QB
(Tuscon, Ariz.)

2012 Wayne Dorsey, DE

**formerly Eastham Energy College All-Star Game*

Players All-Star Classic

(Little Rock, Ark.)
2012 Brandon Bolden, RB

Battle of Florida

(Boca Raton, Fla.)
2012 Enrique Davis, RB

Raycom College All-Star Classic

(Montgomery, Ala.)
2013 Gilbert Pena, DT

College All-Star Bowl

(Greenville, S.C.)
2014 Tyler Campbell, P
Jeff Scott, RB
Evan Swindall, C

Medal of Honor Bowl

(Charleston, S.C.)
2014 Emmanuel McCray, OL
2015 Serderius Bryant, LB

Tropical Bowl

(Daytona Beach, Fla.)
2017 Herbert Moore, DT
Markell Pack, WR

ALL-SOUTH

Elmer Allen, T, 1971 (CA)
Rex Reed Boggan, T, 1954
Johnny Brewer, E, 1960
Glenn Cannon, S, 1969 (CA)
Dennis Coleman, DE, 1970
Charles Conerly, HB, 1947
Paige Cothren, FB, 1955
Jimmy Crawford, G, 1948-49
Eagle Day, QB, 1955
John (Kayo) Dottley, FB, 1949-50
Hap Farber, 1969 (CA)
Charlie Flowers, FB, 1959
Floyd Franks, SE, 1970 (CA)
Jake Gibbs, QB, 1960
Kline Gilbert, T, 1952
Parker Hall, HB, 1938
Gene Hickerson, T, 1957
Frank M. Kinard, T, 1937
Archie Manning, QB, 1970 (CA)
Harold Maxwell, E, 1951
Worthy McClure, OT, 1970 (CA)
Bobby McCool, FB, 1953
Crawford Mims, G, 1953
Buz Morrow, DT, 1969 (CA)
Allen Muirhead, HB, 1954
Jimmy Patton, HB, 1952
Ray Poole, E, 1946
Wimpy Winther, C, 1970 (CA)

SOPHOMORE ALL-SOUTHEASTERN

1949 -- Don Blanchard, E
Rocky Byrd, B
1957 -- Johnny Brewer, E
1958 -- Richard Price, G
1959 -- Ralph Smith, E
1960 -- Treva "Bookie" Bolin, G
1962 -- Allen Brown, E
1963 -- Stan Hindman, G
1964 -- Rocky Fleming, E
1965 -- Jimmy Keyes, DG
Bruce Newell, DB
Dan Sartin, DT
Jim Urbanek, DT
1967 -- Buz Morrow, DT
1968 -- Dennis Coleman, DE
Ray Heidel, DB
Skip Jernigan, OG
1969 -- Paul Dongieux, LB
Bobby Knight, DB
1970 -- Tommy Monsour, LB
1971 -- Burney Veasey, TE
Bob Bailess, LB
1972 -- Bill Malouf, SE
1979 -- John Fourcade, QB

OLE MISS ATHLETIC DIRECTORS



Harry Mehre
1938-45



C.M. "Tad" Smith
1946-71



Bruiser Kinard
1971-73



John Vaught
1973-78



Warner Alford
1978-94



Robert Khayat
(Interim) 1994



Pete Boone
1995-98; 2002-12



Eddie Crawford
(Interim) 1998



John Shafer
1998-2002



Ross Bjork
2012-2019



Keith Carter
(Interim) 2019-Pres.

ALL-TIME REBEL DRAFT SELECTIONS

YEAR	RND	PICK	NAME, POSITION	TEAM
1937	7	64	Jim Poole, E	New York Giants
1938	3	18	Frank (Bruiser) Kinard, T	Brooklyn
1939	10	85	Kimble Bradley, B	Brooklyn
1939	1	3	Parker Hall, B	Cleveland
1940	19	172	Bill Schneller, B	Philadelphia
1941	13	118	George Kinard, G	Brooklyn
1941	14	121	Les Dodson, B	Philadelphia
1942	1	8	Merle Hapes, B	New York Giants
1942	18	168	Junie Hovious, B	New York Giants
1943	12	110	Dan Wood, C	Washington
1943	14	130	Oscar Britt, G	Washington
1944	13	125	Ray Poole, E	New York Giants
1944	15	147	Ollie Poole, E	New York Giants
1945	6	53	Barney Poole, E	New York Giants
1945	13	127	Charlie Conerly, QB	Washington
1946	14	123	Bob McCain, E	Pittsburgh
1946	26	243	Clarence Castle, B	Pittsburgh
1946	32	299	Mike Campbell, E	Washington
1947	8	65	H.A. Smith, E	Chicago Bears
1947	2	11	Charlie Conerly, QB	Brooklyn (AAFC)
1948	6	36	Bill Erickson, T	New York Giants
1948	29	268	Buddy Bowen, B	Washington
1948	15	93	Bill Erickson, T	Los Angeles Dons
1948	9	52	Barney Poole, E	N.Y. Yankees (AAFC)
1949	5	47	Earl Howell, B	Los Angeles Rams
1949	11	109	Jerry Tiblier, B	Chicago Bears
1949	11	111	Bobby Wilson, B	Philadelphia
1949	20	196	Ben Mann, G	Pittsburgh
1949	13	95	Roland Dale, T	Brooklyn (AAFC)
1949	25	165	Phil Poole, G	Chicago Hornets (AAFC)
1949	19	142	Jerry Tiblier, B	Los Angeles Dons
1949	29	154	Jim Clark, G	Los Angeles Dons
1950	2	24	John (Kayo) Dottley, B	Chicago Bears
1950	9	118	Bobby Wilson, B	Philadelphia
1950	20	258	Jim (Tank) Crawford, G	Chicago Bears
1950	21	267	Bill Stribling, E	New York Giants
1951	6	68	Ken Farragut, C	Philadelphia
1952	5	53	Mel Sinequefield, C	Texas
1952	10	118	Carl West, B	San Francisco
1952	20	239	Rex Boggan, T	New York Giants
1952	21	250	Arnold (Showboat) Boykin, B	Detroit
1952	23	271	Ken Barfield, T	Washington
1952	23	274	Hal Maxwell, E	Detroit
1953	6	68	Kline Gilbert, T	Chicago Bears

YEAR	RND	PICK	NAME, POSITION	TEAM
1953	14	162	Charley Montgomery, T	Pittsburgh
1953	16	183	Jimmy Lear, B	Chicago Cardinals
1953	16	184	Jim Slay, E	Washington
1953	18	214	Marv Trauth, T	Philadelphia
1953	23	270	Jim Mask, E	Chicago Bears
1954	1	10	Ed Beatty, C	Los Angeles Rams
1954	18	209	Crawford Mims, G	New York Giants
1954	23	268	Pete Mangum, B	New York Giants
1954	23	273	Harold Lofton, B	Philadelphia
1955	8	92	Jimmy Patton, B	New York Giants
1955	10	116	Lea Paslay, B	New York Giants
1955	21	252	Jim Walters, T	Detroit
1956	2	25	Billy Kinard, B	Cleveland
1956	13	153	Eddie Crawford, B	New York Giants
1956	15	176	Buddy Alliston, G	Green Bay
1956	17	195	Dick Weiss, T	San Francisco
1956	17	203	Eagle Day, QB	Washington
1956	18	208	Billy Yelverton, T	San Francisco
1956	23	273	Bob (Slick) McCool, B	New York Giants
1956	26	308	Dick Goehle, T	Green Bay
1957	7	78	Gene Hickerson, T	Cleveland
1957	17	205	Jerry Stone, C	New York Giants
1957	22	256	Paige Cothren, B	Los Angeles Rams
1958	5	50	Ray Brown, B	Baltimore
1958	6	70	Billy Lott, B	New York Giants
1958	12	140	Leroy Reed, B	Pittsburgh
1958	16	190	John West, T	New York Giants
1958	20	232	Kent Lovelace, B	Philadelphia
1958	21	246	Jackie Simpson, G	Washington
1958	23	268	Billy Templeton, E	Philadelphia
1958	23	273	Billy Hurst, B	New York Giants
1959	5	60	Don Churchwell, G	Baltimore
1959	12	142	Charlie Flowers, B	New York Giants
1959	13	156	Rudi Smith, T	Baltimore
1959	19	228	Milt Crain, C	Baltimore
1959	20	233	Billy Brewer, B	Washington
1960	2	24	Marvin (Bo) Terrell, G	Baltimore
1960	4	41	Johnny Brewer, E	Cleveland
1960	6	69	Bob Khayat, G	Cleveland
1960	6	72	George Blair, B	New York Giants
1960	9	104	Ken Kirk, C	Chicago Bears
1960	11	127	Bobby Franklin, B	Cleveland
1960	15	178	Larry Grantham, E	Baltimore
1960	A		Billy Brewer, QB	Boston (AFL)



Michael Oher was selected 23rd overall by the Baltimore Ravens in the 2009 NFL Draft.

FIRST-ROUND DRAFT PICKS

YEAR	PICK	PLAYER	POSITION	TEAM	NFL CAREER
1939	3	Parker Hall	Back	Cleveland Rams	1939-42
1942	8	Merle Hapes	Back	New York Giants	1942, 1946
1954	10	Ed Beatty	Center	Los Angeles Rams	1955-61
1961	10	Bobby Crespino	Tight End	Cleveland Browns	1961-68
1963	3	Jim Dunaway	Defensive Tackle	Minnesota Vikings	1963-72
1966	11	Stan Hindman	Defensive Tackle	San Francisco 49ers	1966-71; 1973-74
1966		Mike Dennis	Halfback	Buffalo Bills (AFL)	1966; 1968-70
1971	2	Archie Manning	Quarterback	New Orleans Saints	1971-84
1985	18	Freddie Joe Nunn	Linebacker	St. Louis Cardinals	1985-96
1990	18	Tony Bennett	Linebacker	Green Bay Packers	1990-97
1991	20	Kelvin Pritchett	Defensive Tackle	Dallas Cowboys	1991-2004
1994	20	Tim Bowens	Defensive Tackle	Miami Dolphins	1994-2004
1998	29	John Avery	Running Back	Miami Dolphins	1998-99; 2002
2001	23	Deuce McAllister	Running Back	New Orleans Saints	2001-09
2004	1	Eli Manning	Quarterback	San Diego Chargers	2004-present
2005	26	Chris Spencer	Center	Seattle Seahawks	2005-14
2007	11	Patrick Willis	Linebacker	San Francisco 49ers	2007-14
2009	23	Michael Oher	Offensive Tackle	Baltimore Ravens	2009-present
2009	24	Peria Jerry	Defensive Tackle	Atlanta Falcons	2009-14
2016	13	Laremy Tunsil	Offensive Tackle	Miami Dolphins	2016-present
2016	23	Laquon Treadwell	Wide Receiver	Minnesota Vikings	2016-present
2016	29	Robert Nkemdiche	Defensive Tackle	Arizona Cardinals	2016-present
2017	23	Evan Engram	Tight End	New York Giants	2017-present

YEAR	RND	PICK	NAME, POSITION	TEAM
1960	A		Larry Grantham, E	N.Y. Jets (AFL)
1960	A		Bob Khayat, T	Buffalo (AFL)
1960	A		Ken Kirk, C	Buffalo (AFL)
1960	A		Marvin (Bo) Terrell, G	Dallas Texans (AFL)
1960	A		Bobby Franklin, QB	L.A. Chargers (AFL)
1960	A		Charlie Flowers, FB	L.A. Chargers (AFL)
1960	B		Don Churchwell, G	Oakland (AFL)
1960	B		Billy Lott, HB	Oakland (AFL)
1961	1	10	Bobby Crespino, E	Cleveland
1961	5	67	Jerry Daniels, E	New York Giants
1961	8	109	Allen Green, C	New York Giants
1961	9	125	Jake Gibbs, QB	Cleveland
1961	11	151	Bob Benton, T	New York Giants
1961	13	171	Doug Elmore, B	Washington
1961	15	209	Charley Taylor, B	Cleveland
1961	6		Jake Gibbs, QB	Houston (AFL)
1961	6	44	Bobby Crespino, HB	Oakland (AFL)
1961	8		Dick Price, G	Oakland (AFL)
1961	10		Jerry Daniels, E	Dallas Texans (AFL)
1961	23		Jim Anderson, FB	Houston (AFL)
1962	3	36	Billy Ray Adams, FB	San Francisco
1962	4	54	Glynn Griffing, QB	New York Giants
1962	5	58	Treva (Bookie) Bolin, G	New York Giants
1962	5	65	Chuck Morris, B	Green Bay
1962	6	76	Jerry Brown, G	San Francisco
1962	8	111	Ralph (Catfish) Smith, E	Philadelphia
1962	9	120	Jim Roberts, T	San Francisco
1962	12		Ralph (Catfish) Smith, E	San Diego (AFL)
1962	14		Treva (Bookie) Bolin, G	Dallas Texans (AFL)
1962	14		Glynn Griffing, QB	Houston (AFL)
1962	16		Billy Ray Adams, FB	Houston (AFL)
1962	26		Chuck Morris, HB	New York Titans (AFL)
1962	26		Jim Roberts, T	Denver (AFL)
1962	31		Doug Elmore, HB	San Diego (AFL)
1962	32		Charley Taylor, HB	Boston (AFL)
1963	1	3	Jim Dunaway, T	Minnesota
1963	3	40	Louis Guy, B	Philadelphia
1963	4	48	Whaley Hall, T	Dallas Cowboys
1963	9	124	Ken Dill, LB	Detroit
1963	2		Jim Dunaway, T	Buffalo (AFL)
1963	7		Louis Guy, HB	New York Titans (AFL)
1963	14		Whaley Hall, T	Boston (AFL)
1963	26		Ken Dill, C	San Diego (AFL)
1964	4	45	Perry Lee Dunn, QB	Dallas
1964	9	114	Larry Smith, B	Philadelphia
1964	10	135	Bobby Robinson, G	Cleveland
1964	15	208	Chuck Hinton, G	New York Giants

YEAR	RND	PICK	NAME, POSITION	TEAM
1964	19	264	Frank Kinard, HB	New York Giants
1964	20	268	Tommy Lucas, G	Philadelphia
1964	3		Perry Lee Dunn, DB	San Diego (AFL)
1964	18		Bobby Robinson, G-LB	San Diego (AFL)
1964	22		Chuck Hinton, C	San Diego (AFL)
1964	25		Tommy Lucas, G	San Diego (AFL)
1964	26		Frank Kinard, FB	San Diego (AFL)
1965	3	38	Allen Brown, E	Green Bay
1965	5	59	Jim Harvey, T	Green Bay
1965	5	62	Frank Lambert, E	New York Giants
1965	5	69	Bill Irwin, T	Cleveland
1965	9	124	Jimmy Heidel, B	St. Louis
1965	2		Jim Harvey, T	Oakland (AFL)
1965	3		Allen Brown, E	San Diego (AFL)
1965	3		Jimmy Heidel, DB	New York Jets (AFL)
1965	5		Jerry Crumpler, T	Houston (AFL)
1965	8		John Maddox, E	Denver (AFL)
1965	10		Frank Lambert, K-E	New York Jets (AFL)
1965	12		Jim Weatherly, DB	Boston (AFL)
1966	1	11	Stan Hindman, G	San Francisco
1966	3	33	Mike Dennis, HB	Atlanta
1966	4	53	Bill Clay, DB	Washington
1966	15	230	Lee Garner, LB	Baltimore
1966	C		Perry Lee Dunn, HB	Atlanta
1966	C		Bobby Franklin, S	Atlanta
1966	1		Mike Dennis, HB	Buffalo (AFL)
1966	2		Stan Hindman, G	Houston (AFL)
1966	5		Bill Clay, DB	Denver (AFL)
1966	7		Brent Caston, DB	Boston (AFL)
1966	9		Lee Garner, LB	Houston (AFL)
1967	5	124	Gerald Warfield, HB	Oakland
1967	6	145	Doug Cunningham, HB	San Francisco
1967	8	207	Tommy Luke, DB	Buffalo
1967	15	370	Marvin McQueen, LB	Houston
1967	D		Jimmy Heidel, DB	New Orleans
1968	2	35	Jimmy Keyes, LB-K	Miami
1968	2	49	Mac Haik, E	Houston
1968	4	106	Alan Bush, G	Chicago Bears
1968	3	62	Jim Urbanek, T	Miami
1968	3	75	Bob Vaughn, T	Denver
1968	4	103	Dan Sartin, T	New Orleans
1968	7	179	Jerry Richardson, LB	San Francisco
1968	9	239	Mac McClure, LB	Kansas City
1968	12	304	Bobby Hendrix, T	Denver
1970	5	106	Glenn Cannon, DB	New Orleans
1970	7	181	Hap Farber, LB	Minnesota

YEAR	RND	PICK	NAME, POSITION	TEAM
1970	9	233	George Morrow, DE	Minnesota
1970	16	410	Claude Herard, DT	New York Jets
1970	17	430	Julian Fagan, P	Houston
1971	1	2	Archie Manning, QB	New Orleans
1971	4	88	Wimpy Winther, C	New Orleans
1971	4	103	Adam Mitchell, T	Dallas
1971	5	128	Fred Brister, LB	Pittsburgh
1971	6	151	Dennis Coleman, LB	Miami
1971	6	154	Wyck Neely, DB	Philadelphia
1971	7	164	Worthy McClure, T-G	Pittsburgh
1971	11	266	Vernon Studdard, WR	New York Jets
1971	12	295	Floyd Franks, WR	Denver
1972	6	136	Elmer Allen, LB	Houston
1972	11	267	Paul Dongieux, LB	New Orleans
1972	13	326	Preston Carpenter, DE	Philadelphia
1973	10	241	Bill Barry, WR	Chicago Bears
1974	4	99	Norris Weese, QB	Los Angeles Rams
1974	7	162	Burney Veazey, TE	New York Jets
1975	16	392	Bill Malouf, QB	Baltimore
1976	3	78	Ben Williams, DT	Buffalo
1976	9	242	James Reed, RB	Cleveland
1976	11	305	Paul Hofer, RB	San Francisco
1978	6	156	Kem Coleman, LB	New England
1978	7	172	George Plasketes, LB	Green Bay
1979	9	241	Curtis Weathers, TE	Cleveland
1979	11	302	Eddie Cole, LB	Detroit
1980	3	65	Jim Miller, P	San Francisco
1981	7	185	Ken Toler, WR	New England
1981	9	247	Chuck Commiskey, C	Philadelphia
1983	10	255	Melvin Brown, DB	Minnesota
1983	11	301	Mike Harmon, WR	New York Jets
1984	2	46	Andre Townsend, DE	Denver
1984	11	286	Buford McGee, RB	San Diego
1985	1	18	Freddie Joe Nunn, LB	St. Louis
1985	3	79	Tim Moffett, WR	L.A. Raiders
1985	5	129	Lee Davis, DB	Cincinnati
1985	7	173	James Harbour, WR	Indianapolis
1985	8	219	Barry Wilburn, DB	Washington
1986	10	250	Benton Reed, DE	Tampa Bay
1986	12	312	Kent Austin, QB	St. Louis
1987	7	191	Bill Smith, P	Green Bay
1987	9	245	Jonathan Shelley, DB	San Francisco
1987	11	294	Mario Perry, TE	L.A. Raiders
1988	4	96	J.R. Ambrose, WR	Kansas City
1988	9	234	Todd Irvin, T	Detroit
1988	9	243	Jeff Herrod, LB	Indianapolis
1989	2	56	Wesley Walls, TE	San Francisco
1989	7	181	Stevon Moore, DB	New York Jets
1989	10	272	Rodney Lowe, LB	New York Giants
1989	12	317	Joe Mickles, RB	Washington
1990	1	18	Tony Bennett, LB	Green Bay
1990	8	194	Willie Green, WR	Cincinnati
1990	9	237	Pat Coleman, WR	Houston
1991	1	20	Kelvin Pritchett, DT	Dallas
1991	4	92	Randy Baldwin, RB	Minnesota
1992	3	79	Tyji Armstrong, TE	Tampa Bay
1992	8	219	Vincent Brownlee, WR	New York Jets
1993	5	133	Everett Lindsay, T	Minnesota
1993	8	199	Chad Brown, DE	Phoenix
1993	8	211	Marquise Thomas, LB	Indianapolis
1994	1	20	Tim Bowens, DT	Miami
1994	4	131	Dewayne Dotson, LB	Dallas
1995	4	117	Jeff Miller, OT	Green Bay
1995	4	129	Alundis Brice, DB	Dallas
1995	5	145	Roell Preston, WR	Atlanta
1995	5	158	Norman Hand, DT	Miami
1996	2	47	Fred Thomas, CB	Seattle
1997	7	228	Kris Mangum, TE	Carolina
1998	1	29	John Avery, RB-KR	Miami
1998	7	219	Nate Wayne, LB	Denver
2000	2	53	Todd Wade, OT	Miami
2000	3	72	Kendrick Clancy, DT	Pittsburgh
2000	5	131	Tutan Reyes, OT	New Orleans
2001	1	23	Duce McAllister, RB	New Orleans
2001	2	40	Ken Lucas, DB	Seattle
2001	3	63	Derrick Burgess, DE	Philadelphia
2002	3	93	Terrence Metcalf, OG	Chicago
2003	5	157	Ben Claxton, C	Denver
2004	1	1	Eli Manning, QB	San Diego
2004	4	123	Stacy Andrews, OT	Cincinnati



Laquan Treadwell became the first Ole Miss wide receiver selected in the first round when the Vikings selected him with the 23rd pick of the 2016 NFL Draft.



Eli Manning was selected with the first overall pick in the 2004 NFL Draft. He became the first Ole Miss player to ever be taken number one.

YEAR	RND	PICK	NAME, POSITION	TEAM
2004	6	173	Von Hutchins, CB	Indianapolis
2004	6	200	Charlie Anderson, DE	Houston
2005	1	26	Chris Spencer, C	Seattle
2005	2	49	Marcus Johnson, OT	Minnesota
2005	7	221	Rick Razzano, FB	Tampa Bay
2006	6	186	Tre' Stallings, OG	Kansas City
2007	1	11	Patrick Willis, LB	San Francisco
2007	7	221	Trumaine McBride, CB	Chicago
2009	1	23	Michael Oher, OT	Baltimore
2009	1	24	Peria Jerry, DT	Atlanta
2009	3	84	Mike Wallace, WR	Pittsburgh
2009	7	231	Rick Razzano, S	Minnesota
2010	2	36	Dexter McCaster, RB-WR	Kansas City
2010	3	73	John Jerry, OG	Miami
2010	5	136	Kendrick Lewis, S	Kansas City
2010	6	175	Greg Hardy, DE	Carolina
2011	6	199	Jerrell Powe, DT	Kansas City
2012	4	112	Bobby Massie, OT	Arizona
2014	3	90	Donte Moncrief, WR	Indianapolis
2015	2	56	Senquez Golson, CB	Pittsburgh
2016	1	13	Laremy Tunsil, OT	Miami
2016	1	23	Laquan Treadwell, WR	Minnesota
2016	1	29	Robert Nkemdiche, DT	Arizona
2016	5	174	Fahn Cooper, OT	San Francisco
2016	6	199	Cody Core, WR	Cincinnati
2017	1	23	Evan Engram, TE	New York Giants
2017	6	198	D.J. Jones, DT	San Francisco
2017	6	204	Derrick Jones, DB	New York Jets
2017	7	253	Chad Kelly, QB	Denver
2018	2	46	Breeland Speaks, DE	Kansas City
2018	4	136	Marquis Haynes, DE	Carolina
2018	5	169	Jordan Wilkins, RB	Indianapolis
2018	7	252	Rod Taylor, OL	Cincinnati
2019	2	37	Greg Little, OL	Carolina
2019	2	51	A.J. Brown, WR	Tennessee
2019	2	64	D.K. Metcalf, WR	Seattle
2019	3	96	Dawson Knox, TE	Buffalo
2019	7	246	Javon Patterson, OL	Indianapolis
2019	7	252	Ken Webster, DB	New England

A — Selected in the first of two groups chosen during American Football League's first draft in 1960
 B — Allocation Draft by Oakland in 1960 after first seven teams froze 11 players
 C — Selected in 1966 Atlanta Falcons expansion draft

REBELS IN THE PROS

***Adeboyejo, Quincy, WR:** Baltimore (NFL), 2017-18
 Allen, Elmer, LB: Montreal (CFL), 1972
 Aldridge, Walter (Bo), T: Richmond (CONT), 1965
 Alliston, Vaughn (Buddy), G-LB: Winnipeg (CFL), 1956-58; Denver (AFL), 1960
 Ambrose, J. R., WR: Green Bay (NFL), 1988
 Anderson, Charlie, LB: Houston (NFL), 2004-05-06-07; Miami (NFL), 2008-09; Kansas City (NFL), 2010
 Andrews, Stacy, OT: Cincinnati (NFL), 2004-05-06-07-08; Philadelphia (NFL), 2009; Seattle (NFL), 2010; New York Giants (NFL), 2011
 Armstead, Jason, WR: Ottawa (CFL), 2004-05; Saskatchewan (CFL), 2006-07; 2009; Hamilton (CFL), 2007; Winnipeg (CFL), 2008; Montreal (CFL), 2008; Edmonton (CFL), 2010-11
 Armstrong, Tyji, TE: Tampa Bay (NFL), 1992-93-94-95; Dallas (NFL), 1996; Amsterdam (NFL-EU), 1998; St. Louis (NFL), 1998; All-Rookie, 1992
 Austin, Kent, QB: St. Louis (NFL), 1986; Saskatchewan (CFL), 1987-88-89-90-91-92-93; British Columbia (CFL), 1994; Toronto (CFL), 1995; Winnipeg (CFL), 1996—Grey Cup MVP, 1989; CFL Western All-Star, 1990; CFL All-Canadian All-Star, 1990
 Avery, John, RB: Miami (NFL), 1998-99; Denver (NFL), 1999; Chicago (XFL), 2001; Edmonton (CFL), 2002; Minnesota (NFL), 2003; Toronto (CFL), 2004-05-06-07—CFL PR All-Star, 2002
 Baldwin, Randy, RB: Minnesota (NFL), 1991; Cleveland (NFL), 1991-92-93-94; Carolina (NFL), 1995; San Francisco (NFL), 1995; Baltimore (NFL), 1996
 Barfield, Ken, T: Washington (NFL), 1954
 Beatty, Ed, C: San Francisco (NFL), 1955-56; Pittsburgh (NFL), 1957-61; Washington (NFL), 1961
 Bennett, Bryon, DL: Spokane (IF), 2016
 Bennett, Tony, OLB: Green Bay (NFL), 1990-91-92-93; Indianapolis (NFL), 1994-95-96-97
 Bernard, Dave, HB: Cleveland (NFL), 1944-45
 Biddle, Taye, WR: Carolina (NFL), 2006; Tampa Bay (NFL), 2007 (PS); New York Giants (NFL), 2008; Florida Tuskers (UFL), 2009
 Bilbo, Jonathan, P, T: Chicago Cardinals (NFL), 1938-39
 Bingham, Dwight, DE: Atlanta (NFL), 1987
 Blair, Earl, HB: Toronto (CFL), 1956
 Blair, George, DHB: San Diego (AFL), 1961-62-63-64
 Boggan, Rex Reed, T: New York (NFL), 1955
***Bolden, Brandon, RB:** New England (NFL), 2012-13-14-15-16-17; Miami (NFL), 2018
 Bolin, Bookie, OG: New York (NFL), 1962-63-64-65-66-67; Minnesota (NFL), 1968-69
 Bonner, Antonious, DB: Ottawa (CFL), 1995; Toronto (CFL), 1997-98-99-2000-01-02-03-04-05-06
 Bouldin, Daronte, OL: Memphis (AAF), 2018
 Bowens, Tim, DT: Miami (NFL), 1994-95-96-97-98-99-2000-01-02-03-04—AFC Rookie of Year, 1994; All-Rookie, 1994; Pro Bowl, 1998-02
 Boykin, McKinley, DL: Cologne (NFL-EU), 2007; New Orleans (NFL), 2007; Florida (UFL), 2009-10; Virginia (UFL), 2011; Orlando (UFL), 2012; Virginia (UFL), 2012
 Bozeman, Michael, DT: Atlanta (NFL), 2006 (PS); Rhein (NFL-EU), 2007; Denver (NFL) 2007 (PS)
 Brassell, Nick, WR: Nebraska (IFL), 2016
 Brewer, Billy, DHB: Washington (NFL), 1960
 Brewer, Johnny, TE-LB: Cleveland (NFL), 1961-62-63-64-65-66-67; New Orleans (NFL), 1968-69-70—Pro Bowl 1966
 Brice, Alundis, DB: Dallas (NFL), 1995-96; Frankfurt (NFL-EU), 1997; Toronto (CFL), 1999; Saskatchewan (CFL), 2000
 Brinkley, Lester, DT-OL-DL: Pittsburgh (NFL), 1989 (DS), Dallas (NFL), 1990;
 Britt, Oscar, G: Washington (NFL), 1946
 Brown, Allen, TE: Green Bay (NFL), 1966-67
 Brown, Chad, DT: Phoenix (NFL), 1993-94-95
***Brown, Fadol, DE:** Oakland (NFL), 2017-18
 Brown, Melvin, DB: Minnesota (NFL), 1983 (IR)-84 (IR)
 Brown, Raymond, QB-DS-P: Baltimore (NFL), 1958-59-60
 Brownlee, Vincent, WR: British Columbia (CFL), 1993



QUINCY ADEBOYEJO



BRANDON BOLDEN

Bryant, Serderius, LB: Ottawa (CFL), 2016-17
 Burgess, Derrick, DE: Philadelphia (NFL), 2001-02-03(IR)-04, 2010; Oakland (NFL), 2005-06-07-08; New England (NFL) 2009—Pro Bowl, 2005-06
 Burton, Pierce, OT: Carolina (NFL), 2015 (PS), Atlanta (NFL), 2015 (PS); Indianapolis (NFL), 2015-16 (PS)
 Caldwell, Jim, G: Calgary (CFL), 1954
 Calicchio, Lonny, P: Philadelphia (NFL), 1997
 Churchwell, Hanson (Bull), DB: Washington (NFL), 1959; Oakland (AFL), 1960
 Clancy, Kendrick, DL: Pittsburgh (NFL), 2000-01-02-03-04; New York Giants (NFL), 2005; Arizona (NFL), 2006; New Orleans (NFL), 2007-08-09
 Claxton, Ben, C: Cleveland (NFL), 2003 (PS); Miami (NFL), 2003 (PS); Tampa Bay (NFL), 2003 (PS)-04; Berlin (NFL-EU), 2004-05; Atlanta (NFL), 2005-06; Detroit (NFL), 2008 (PS); Arizona (NFL) 2009-10—All-NFL Europe, 2004-05
 Clay, Bill, DS: Washington (NFL), 1966
 Cole, Eddie, LB: Detroit (NFL), 1979-80
 Coleman, Cliff, DB: Montreal (CFL), 2015
 Coleman, Dennis, LB: New England (NFL), 1971; Calgary (CFL), 1972-73
 Coleman, Justin, DB: Winnipeg (CFL), 2004-05
 Coleman, Kem, LB: New England (NFL), 1978 (IR)-79 (IR)
 Coleman, Pat, WR: Houston (NFL), 1990; New England (NFL), 1990; Houston (NFL), 1991-92-93-94
 Collier, Tony, DB: British Columbia (CFL), 1994-95-96-97; Winnipeg (CFL), 1998
 Collins, Chris, WR: Pittsburgh (NFL), 2004 (PS); Hamburg (NFL-EU), 2005
 Collins, Milton, DB: Calgary (CFL) 2008-09-10-11
 Cooper, Fahn, OT: San Francisco (NFL), 2016 (PS); Indianapolis (NFL), 2017 (PS)
 Cooper, Josh, DL: San Francisco (NFL), 2004; Frankfurt (NFL-EU), 2006; New Orleans (NFL), 2006-07; Florida Tuskers (UFL), 2009
 Commiskey, Chuck, OG: Philadelphia (NFL), 1981-82; Philadelphia-Baltimore (USFL), 1983-84-85; New Orleans (NFL), 1986-87-88
 Conerly Charlie, QB: New York (NFL), 1948-61 (14 Seasons)—All-Pro, 1948, 1957; Pro Bowl, 1950, 1956; NFL Rookie of the Year, 1948
***Core, Cody, WR:** Cincinnati (NFL), 2016-17-18
 Cothren, Paige, FB-KS: Los Angeles (NFL), 1957-58; Philadelphia (NFL), 1959
 Crain, Milton, C: Montreal (CFL), 1959-60-61-62-63-64; Saskatchewan (CFL), 1964; Toronto (CONT), 1966-67
 Crawford, Eddie, Safety/Flanker: New York (NFL), 1957
 Crespino, Bobby, TE: Cleveland (NFL), 1961-62-63; New York (NFL), 1964-65-66-67-68
 Cunningham, Doug, RB: San Francisco (NFL), 1967-68-69-70-71-72-73; Washington (NFL), 1974
 Dale, Ronald, DE: Washington (NFL), 1950
 Davis, Lee, DB: Cincinnati (NFL), 1985; Seattle (NFL), 1985-86; Indianapolis (NFL), 1987
 Day, Eagle, QB: Winnipeg (CFL) 1956-57-58; Washington (NFL), 1959-60; Calgary (CFL), 1961-62-63-64-65-66-67; Toronto (CONT), 1967; Charleston (CONT), 1967; Toronto (CFL), 1968—All Pro, 1961-62;—Western Division Most Valuable Player (CFL), 1962
 Dennis, Mike, TB: Los Angeles (NFL), 1966 (IR); 1968-69-70 (IR)
 Dixon, Johnny, DB-LB: Shreveport (CFL), 1995; Frankfurt (WLAFL), 1995-96-97; Amsterdam (NFL-EU), 1998
 Dodson, Leslie, HB: Pittsburgh (NFL), 1941
 Dotson, Dewayne, FB-LB: Miami (NFL), 1994-95; 1997
 Dottley, John (Kayo), FB: Chicago (NFL), 1951-52-53—Pro Bowl, 1951
 Dunaway, Jim, DT: Buffalo (AFL), 1963-64-65-66-67-68-69; (NFL), 1970-71; Miami (NFL), 1972—All-Pro, 1966, 1968; Pro Bowl, 1965-66-67-68
 Dunn, Perry Lee, RB: Dallas (NFL), 1964-65; Atlanta (NFL), 1966-67-68; Baltimore (NFL), 1969
 Elam, Shane, LB: San Francisco (NFL), 2001; Atlanta (NFL), 2001
 Elmore, Doug, DHB: Washington (NFL), 1962; Calgary (CFL), 1963
***Elston, Trae, DB:** Tampa Bay (NFL), 2016 (PS); Cleveland (NFL), 2016; Philadelphia (NFL), 2017; Buffalo (NFL), 2017; Miami (NFL), 2017



BOBBY MASSIE



CODY CORE

***Engram, Evan, TE:** New York Giants (NFL), 2017-18—All-Rookie Team, 2017
 Erickson, Bill, G: New York (NFL), 1948
 Espy, Mike, WR: Washington (NFL), 2006-07 (IR)
 Fagan, Julian, P: New Orleans (NFL), 1970-71-72; New York Jets (NFL), 1973
 Farber, Hap, LB: Minnesota (NFL), New Orleans (NFL), 1970
 Farragut, Ken, C: Philadelphia (NFL), 1951-52-53-54; Pro Bowl, 1953
 Flowers, Charlie, FB: San Diego (AFL), 1960-61; New York (AFL), 1962
 Ford, Artis, DT-OL-DL: Cincinnati (NFL), 1993; Calgary (CFL), 1994 (PS);
 Fourcade, John, QB: British Columbia (CFL), 1982; Memphis (USFL), 1984; New Orleans (NFL),
 1987-88-89-90
 Fourcade, Keith, LB: Hamilton (CFL), 1987; New Orleans (NFL), 1987
 Franklin, Bobby, DS: Cleveland (NFL), 1960-61-62-63-64-65-66
 French, Rufus, TE: Seattle (NFL), 1999-2000
***Gates, DeMarquis, LB:** Memphis (AAF), 2019
 Gilbert, Kline, OT: Chicago (NFL), 1953-54-55-56-57—Pro Bowl, 1957
 Golson, Senquez, CB: Pittsburgh (NFL), 2015-16 (IR); Tampa Bay (NFL), 2017 (PS)
 Grantham, Larry, LB: New York (AFL), 1960-61-62-63-64-65-66-67-68-69; (NFL), 1970-71-72;
 Florida (WFL), 1974—All-Pro, 1960-61-62-63-64; Pro Bowl, 1962-63-64, 1966, 1969
 Green, Allen, KS: Dallas (NFL), 1961; Alabama (CONT), 1968-69
 Green, Marshay, DB: Arizona, (NFL), 2010-11; Indianapolis, (NFL), 2012; Saskatchewan (CFL),
 2014-15
 Green, Willie, WR: Detroit (NFL), 1990 (IR)-91-92-93; Tampa Bay (NFL), 1994; Carolina (NFL), 1995-
 96; Denver (NFL), 1997-98
 Green-Ellis, Benjarvus, RB: New England (NFL), 2008-09-10-11; Cincinnati (NFL), 2012-13
 Greenwich, Duke, HB-DB: Chicago (NFL), 1944
 Grice, Shane, OL-DL: Chicago (NFL), 2001; Tampa (NFL), 2001
 Griffin, Malakia, DB: Edmonton (CFL), 1998
 Griffin, Wade, OG: Baltimore (NFL), 1977-78-79-80-81-82-83
 Griffing, Glynn, QB: New York (NFL), 1963; Orlando (CONT), 1966
 Guy, Louis, DHB: New York (NFL), 1963; Oakland (AFL), 1964
 Haik, Michel (Mac), SE: Houston (AFL), 1968-69; (NFL), 1970-71
 Hall, Bruce, RB: Buffalo (NFL), 2008; 2009 (PS), Denver (NFL), 2010 (PS)-11 (IR)
 Hall, Parker, HB: Cleveland (NFL), 1939-40-41-42; San Francisco (AAC), 1946—Player of the Year,
 Rookie of the Year, All-Pro, 1939; Pro Bowl, 1939
 Hall, Whaley, Philadelphia (CONT), 1965-66
***Hamilton, Woodrow, DT:** New England (NFL), 2016; New Orleans (NFL), 2017; New York Giants
 (NFL), 2018 (PS)
 Hand, Norman, DL: Miami (NFL), 1995-96; San Diego (NFL), 1997-98-99; New Orleans (NFL), 2000-
 01-02; Seattle (NFL), 2003; New York Giants (NFL), 2004
 Hapes, Merle, FB: New York (NFL), 1942, 1946; Hamilton (CFL), 1953-54
 Harbour, James, WR: Indianapolis (NFL), 1985 (IR)
 Hardy, Greg, DE: Carolina (NFL), 2010-11-12-14; Dallas (NFL), 2015—All-Pro, 2013; Pro Bowl,
 2013
 Harmon, Michael, FLK: New York Jets (NFL), 1983; Cleveland (NFL), 1983
 Harris, Bobby, OL: Frankfurt (NFL-EU), 2007
 Harris, Darryl, OG: Kansas City (NFL), 2009-10 (PS)-11 (PS)
 Harvey, Jim, OG: Oakland (AFL), 1966-67-68-69-70-71; Houston (NFL), 1972
***Haynes, Marquis, DL:** Carolina (NFL), 2018
 Heard, Ronnie, DB: San Francisco (NFL), 2000-01-02-03-04; Atlanta (NFL), 2005
 Heidel, Jimmy, DS: St. Louis (NFL), 1966; New Orleans (NFL), 1967
 Hendrix, Robert (Bob), T: Seattle (CONT), 1968
 Herrod, Jeff, LB: Indianapolis (NFL), 1988-89-90-91-92-93-94-95-96; Philadelphia (NFL), 1997;
 Indianapolis (NFL), 1998
 Hickerson, Gene, OG: Cleveland (NFL), 1958-59-60, 1962-63-64-65-66-67-68-69-70-71-72-73—
 All-Pro, 1966-67-68-69-70; Pro Bowl, 1965-66-67-68-69-70; Outstanding Blocker Award (NFL),
 1968
***Hilton, Mike, DB:** New England (NFL), 2016 (PS); Pittsburgh (NFL), 2016 (PS), 2017-18



MIKE HILTON



ELI MANNING

Hindman, Stan, DE: San Francisco (NFL), 1966-67-68-69-70-71; 1974
 Hinton, Charles, C: New York (NFL), 1967-68-69
 Hodge, Shay, WR: Cincinnati (NFL), 2010 (PS); Hamilton (CFL), 2013; Saskatchewan (CFL) 2016
 Hofer, Paul, RB: San Francisco (NFL), 1976-77-78-79-80-81
***Hooks, Lavon, DE:** Pittsburgh (NFL), 2017-18 (PS)
 Hovious, Junie, HB: New York (NFL), 1945
 Howell, Earl (Dixie), RB: Los Angeles Dons (AAC), 1949
 Huddleston, Fuzzy, LB: New Orleans (NFL), 1987
 Hutchins, Von, DB: Indianapolis (NFL), 2004-05; Houston (NFL), 2006-07; Atlanta (NFL), 2008 (IR)
 Innocent, Dou, RB, Seattle (NFL), 1996-97 (IR)
 Jerry, John, OG: Miami (NFL), 2010-11-12-13; New York Giants (NFL), 2014-15-16-17
 Jerry, Peria, DL: Atlanta (NFL), 2009 (IR)-10-11-12-13
 Johnson, Joe, E: New York (NFL), 1948
 Johnson, Belton, OT: Cincinnati (NFL), 2003 (PS) -04 (IR); Winnipeg (CFL), 2006; Saskatchewan
 (CFL), 2006 (PS) -07-08-09; Hamilton (CFL), 2010-11
 Johnson, Kerry, WR: Atlanta (NFL), 2005 (IR); Winnipeg (CFL), 2007-08
 Johnson, Marcus, OG: Minnesota (NFL), 2005-06-07-08; Tampa Bay (NFL), 2009
 Johnson, Rishaw, OL: Seattle (NFL), 2012 (PS); Kansas City (NFL), 2013, Tampa Bay (NFL), 2014,
 New York Giants (NFL), 2014 (PS); Green Bay (NFL), 2014 (PS), Washington Redskins (NFL)
 Johnson, Rory, LB: New York Giants (NFL), 2007 (PS)
 Jones, Derek, DB-DS: Edmonton (CFL), 1998
***Jones, Derrick, DB:** New York Jets (NFL), 2017-18
***Jones, D.J., DT:** San Francisco (NFL), 2017-18
 Judd, Akeem, RB: Tennessee (NFL), 2017 (IR); New York Jets (NFL), 2017 (IR)
***Kelly, Chad, QB:** Denver (NFL), 2017 (IR), 2018
 Kempinska, Charles, G: San Diego (AFL), 1960
 Keyes, Jimmy, LB-KS: Miami (AFL), 1968-69
 Khayat, Robert, G-KS: Washington (NFL), 1960, 1962-63; Pro Bowl, 1960
 Kinard, Billy, DHB: Cleveland (NFL), 1956; Green Bay (NFL), 1957-58; Buffalo (AFL), 1960
 Kinard, Frank (Bruiser), T: Brooklyn (NFL), 1938-39-40-41-42-43-44; New York (AAC), 1946-47—
 All-Pro, 1940-43-44-46; Pro Bowl, 1938-39-40-41-42
 Kinard, George, C: Brooklyn (NFL), 1941-42; New York (AAC), 1947
 Kirk, Ken, LB: Chicago (NFL), 1960-61; Pittsburgh (NFL), 1962; Los Angeles (NFL), 1963



BREELAND SPEAKS



DONTE MONCRIEF



EVAN ENGRAM



ROBERT NKEMDICHE

Knott, David, DB: Winnipeg (CFL), 2002
 Kozel, Chet, T: Buffalo (AAC), 1947-48; Chicago Rockets (AAC), 1948
 Lambert, Frank, P: Pittsburgh (NFL), 1965-66
 Lane, Skip, DB: Washington (NFL), 1987
 *Laurent, Ted, DL: Edmonton (CFL), 2011-13; Hamilton (CFL), 2014-15-16-17-18---Lew Heyman Trophy 2014, CFL All-Star 2014-15-18
 *Lewis, Kendrick, S: Kansas City (NFL), 2010-11-12-13; Houston (NFL), 2014; Baltimore Ravens (NFL), 2015-16; Tennessee (NFL), 2018
 Liggins, Jeremy, DT: San Francisco (NFL), 2017 (PS), Indianapolis (NFL), 2017 (PS); New Orleans (NFL), 2017 (PS)
 Lindsay, Everett, OT: Minnesota (NFL), 1993-94 (IR)-95-96-97-98, 2001-02-03; Barcelona (WLAF), 1997; Baltimore (NFL), 1999; Cleveland (NFL), 2000
 Lindsey, Steve, K: Jacksonville (NFL), 1999-2000; Denver (NFL), 2000
 Lott, Billy, HB: New York (NFL), 1958; Oakland (AFL), 1960; Boston (AFL), 1961-62-63
 Lowery, Michael, LB: Chicago (NFL), 1996-97; Rhein (NFL-EU), 1999
 Lucas, Ken, CB: Seattle (NFL), 2001-02-03-04; 2009; Carolina (NFL), 2005-06-07-08
 Luke, Tommy, DB: Denver (AFL), 1968
 Maddox, John, E: Richmond (CONT), 1966
 Mangum, Kris, TE: Carolina (NFL), 1997-98-99-2000-01-02-03-04-05-06
 Mangum, Pete, LB-FB: New York (NFL), 1954; Winnipeg (CFL), 1957-58; Denver (AFL), 1960
 Manning, Archie, QB: New Orleans (NFL), 1971-72-73-74-75-76-77-78-79-80-81; Houston (NFL), 1982-83; Minnesota (NFL), 1983-84---Pro Bowl, 1978-79
 *Manning, Eli, QB: New York Giants (NFL), 2004-05-06-07-08-09-10-11-12-13-14-15-16-17-18 ---Super Bowl XLII & XLVI MVP---Pro Bowl, 2008-11-12-15
 *Masoli, Jeremiah, QB: Edmonton (CFL), 2012; Hamilton (CFL), 2013-14-15-16-17-18---CFL All-Star 2018
 *Massie, Bobby, OL: Arizona (NFL), 2012-13-14-15; Chicago (NFL), 2016-17-18
 McAllister, Deuce, RB: New Orleans (NFL), 2001-02-03-04-05-06-07-08-09---All-Pro, 2002-03; Pro Bowl, 2002-03
 McBride, Trumaine, CB: Chicago (NFL), 2007-08-09, Arizona (NFL), 2010; New Orleans (NFL), 2011 (PS); Jacksonville (NFL), 2011-12; New York Giants (NFL), 2013-14-15
 McCain, Robert, E: Brooklyn Dodgers (AAC), 1946
 McClendon, Ronald, RB: Edmonton (CFL), 2004 (PS) -05; 2007-08
 McClure, Wayne (Mac), LB: Cincinnati (AFL), 1968 (NFL) 1970; Kansas City (NFL), 1971
 McCluster, Dexter, RB/WR: Kansas City (NFL), 2010-11-12-13; Tennessee (NFL), 2014-15; San Diego/Los Angeles Chargers (NFL), 2016, 2017 (IR); Toronto (CFL), 2018---All-Pro, 2013; Pro Bowl, 2013
 McGee, Buford, TB: San Diego (NFL), 1984-85-86; Los Angeles Rams (NFL), 1987-88-89-90-91; Green Bay (NFL), 1992
 Metcalf, Terrence, OG: Chicago (NFL), 2002-03-04-05-06-07-08
 Mickles, Joe, FB: Washington (NFL), 1989; San Diego (NFL), 1990; Barcelona (WLAF), 1992, 1995; Scottish (WLAF), 1995
 Miller, Jeff, OL-DL: Green Bay (NFL), 1995 (IR), 1996 (IR); Rhein (NFL-EU), 1999---PFWA All-Rookie Team, 1980
 Miller, Jim, P: San Francisco (NFL), 1980-81-82; Dallas (NFL) 1983-84; Memphis (USFL), 1985; New York Giants (NFL), 1987
 Miller, Romaro, QB: Minnesota (NFL), 2001; Rhein (NFL-EU), 2002; Ottawa (CFL), 2003; Toronto (CFL), 2004
 Mitchell, Chris, DB: Philadelphia (NFL), 1991 (IR)-92 (IR)
 Mitchell, Jayme, DE: Minnesota (NFL), 2006-07-08 (IR), 09-10; Cleveland (NFL) 2010-11
 Mitchell, Russell, C: Birmingham (USFL), 1984; New Jersey (USFL), 1985; New York Giants (NFL), 1987
 Moffett, Tim, WR: Los Angeles Raiders (NFL), 1985-86; San Diego (NFL), 1987
 *Moncrief, Donte, WR: Indianapolis (NFL), 2014-15-16-17; Jacksonville (NFL), 2018
 Montgomery, Tyrone, RB: Los Angeles Raiders (NFL), 1993-94; St. Louis (NFL), 1996; Winnipeg (CFL), 1997-98
 *Moore, A.J., DB: Houston (NFL), 2018



LAQUON TREADWELL



JORDAN WILKINS

REBELS IN THE PRO BOWL

Tim Bowers, DT, Miami 1998, 02	Archie Manning, QB, New Orleans..... 1978, 79
Johnny Brewer, TE, Cleveland1966	Eli Manning, QB, NYG2008, 11, 12, 15
Derrick Burgess, DE, Oakland2005, 06	Deuce McAllister, RB, New Orleans..... 2002, 03
Charlie Conerly, QB, NYG..... 1950, 56	Dexter McCluster, KR, Kansas City.....2013
Kayo Dotley, FB, Chicago.....1951	Jimmy Patton, S, NYG1958, 59, 60, 61, 62
Jim Dunaway, DT, Buffalo..... 1965, 66, 67, 68	Buster Poole, E, NYG1938, 39, 40
Ken Farragut, C, Philadelphia.....1953	Ray Poole, E, NYG1950
Kline Gilbert, OT, Chicago.....1957	Roell Preston, KR, Green Bay.....1998
Larry Grantham, LB, NYJ1962, 63, 64, 66, 69	Marvin Terrell, OG, Dallas1962
Parker Hall, HB, Cleveland.....1939	Mike Wallace, WR, Pittsburgh.....2011
Greg Hardy, DE, Carolina2013	Wesley Walls, TE, Carolina.....1996, 97, 98, 99, 01
Gene Hickerson, G, Cleveland..1965, 66, 67, 68, 69, 70	Ben Williams, DE, Buffalo.....1982
Robert Khayat, K, Washington1960	Patrick Willis, LB, SF...2007, 08, 09, 10, 11, 12, 13
Bruiser Kinard, T, Brooklyn....1938, 39, 40, 41, 42	

Moore, Stevon, DB: New York Jets (NFL), 1989 (IR); Miami (NFL), 1990-91; Cleveland (NFL), 1992-93-94-95; Baltimore (NFL), 1996-97-98-99
 Morris, Charles A., TB: Arkansas (CONT), 1968-69
 Morris, Christian, OL: Memphis (AAF), 2018
 Murphy, Harvey (Ham), E: Cleveland Rams (NFL), 1940
 Myers, Ricky, WR: New Orleans (NFL), 1987
 *Nkemdiche, Robert, DT: Arizona (NFL), 2016-17-18
 Nunn, Freddie Joe, LB: St. Louis (NFL), 1985-86-87-88; Phoenix (NFL), 1989-90-91-92-93; Indianapolis (NFL), 1994-95-96; UPI All-Rookie Team, 1985
 Oher, Michael, OL: Baltimore (NFL), 2009-10-11-12-13; Tennessee (NFL), 2014; Carolina (NFL), 2015-16---All-Rookie, 2009
 Owens, Darrick, WR: Pittsburgh (NFL), 1992; San Francisco (NFL), 1993 (DS)-94; Rhine (WLAF), 1995
 Palmer, Ashlee, LB: Buffalo (NFL), 2009; Detroit (NFL), 2010-11-12-13-14
 *Parnell, Jerme, OL: New Orleans (NFL), 2009-10 (PS); Miami (NFL), 2010; Dallas (NFL), 2010-11-12-13-14; Jacksonville (NFL), 2015-16-17-18
 Patton, Jimmy, DS: New York (NFL), 1955-66---All-Pro, 1958-59-60-61-62-63; Pro Bowl, 1958-59-60-61-62
 Pearson, Vashon, RB: Indianapolis (NFL), 2005 (PS)
 Perry, Leon, RB: New York Giants (NFL), 1980-81-82-83; Birmingham (USFL), 1984-85
 Perry, Mario, TE: Los Angeles Raiders (NFL), 1987
 Phenix, Pat, OT: Birmingham (USFL), 1983-84-85
 Philpot, Cory, RB: British Columbia (CFL), 1993-94-95-96-97; Winnipeg (CFL), 1999-2000
 Poole, Barney, E: New York (AAC), 1948; Dallas Texans (NFL), 1952; Baltimore (NFL), 1953; New York (NFL), 1954-55
 Poole, Jim (Buster), E: New York (NFL), 1937-38-39-40-41, 1946---All-Pro, 1938-39-40-46, 1946; Pro Bowl, 1938-39-40
 Poole, Oliver, E: Baltimore (AAC), 1948; New York Yankees (AAC), 1949; Detroit (NFL), 1949
 Poole, Ray, DE: New York (NFL), 1947-48-49-50-51-52; Montreal (CFL), 1953-54---All-Pro 1950, 1953-54; Pro Bowl, 1950
 Powe, Jerrell, NT: Kansas City (NFL), 2011-12-13; Houston (NFL), 2014, Washington (NFL), 2014
 Preston, Roell, WR-KR: Atlanta (NFL), 1995-96; Green Bay (NFL), 1997-98; Tennessee (NFL), 1999; San Francisco (NFL), 1999---All-Pro, 1998; Pro Bowl, 1998; Chicago (XFL), 2001; Saskatchewan (CFL), 2001
 Pritchett, Kelvin, DT: Detroit (NFL), 1991-92-93-94, 1999-2000-01-02-03-04; Jacksonville (NFL), 1995-96-97-98
 Razzano, Rick, FB: Tampa Bay (NFL), 2005
 Reed, Benton, DL: New England (NFL), 1987
 Reed, Leroy, SE: Pittsburgh (NFL), 1958
 Reed, Robert, WR: San Diego (NFL), 1999-2000; Toronto (CFL), 2001
 Reyes, Tutan, OL: New Orleans (NFL), 2000-01-02 (PS); Tampa Bay (NFL), 2002; Carolina (NFL), 2002-03-04-05; Buffalo (NFL), 2006; Jacksonville (NFL), 2007-08; New York Giants (NFL), 2009; Houston (NFL), 2009
 Reynolds, Billy, HB: Brooklyn (NFL), 1944; Chicago Cardinals (NFL), 1945
 Rice, Al, LB: Amsterdam (NFL-EU), 2001
 Rivers, Gerald, DE: St. Louis, (NFL), 2013; Jacksonville (NFL), 2013; Miami (NFL), 2014 (PS); Denver (NFL), 2014 (PS), Houston (NFL), 2015 (PS), 2016 (IR)
 Roberson, Lake Jr., E: Detroit (NFL), 1945
 Rone, Andre, WR: Berlin (NFL-EU), 1999; Detroit (NFL), 1999-2000 (PS); Buffalo (NFL), 2002
 Sanford, Jamarca, S: Minnesota (NFL), 2009-10-11-12-13-14 (IR); Washington (NFL), 2014; New Orleans (NFL), 2014-15, 2016 (IR), 2017 (IR)
 Sartin, Dan, DT: Arkansas (CONT), 1968; San Diego (AFL), 1969; Memphis (WFL), 1974; Detroit (WFL), 1974
 Schneiler, Bill, B: Philadelphia (NFL), 1940
 Shelley, Jonathan, CB: San Francisco (NFL), 1987
 Simpson, Jackie, G-LG: Montreal (CFL), 1958-59-60-61; Denver (AFL), 1961; Oakland (AFL), 1962-63-64; Toronto (CFL), 1965; Winnipeg (CFL), 1965
 Small, Eddie, WR: Ottawa (CFL), 1995
 Smith, H.A., E: Chicago (NFL), 1947-48
 Smith, Ralph, E: Philadelphia (NFL), 1962-63-64; Cleveland (NFL), 1965-66-67-68; Atlanta (NFL), 1969

***Sowell, Bradley, OT-TE:** Tampa Bay (NFL), 2012 (PS); Indianapolis (NFL), 2012; Arizona (NFL), 2013-14-15; Seattle (NFL), 2016; Chicago (NFL), 2017-18

***Speaks, Breeiland (DL):** Kansas City (NFL), 2018

Spearman, Armejis, LB: Cincinnati (NFL), 2000-01-02; Houston (NFL), 2003—All-Rookie, 2000

Spencer, Chris, G: Seattle (NFL), 2005-06-07-08-09-10; Chicago (NFL), 2011-12; Tennessee (NFL), 2013-14

Spurlock, Micheal, WR: Arizona (NFL), 2006; Tampa Bay (NFL), 2007-08 (PS)-09-10-11; San Francisco (NFL), 2009; San Diego (NFL), 2012; Jacksonville (NFL), 2012; Dallas (NFL), 2013 Detroit (NFL), 2013, Chicago (NFL), 2014

Stackhouse, Charles, FB: New York Giants (NFL), 2002; Minnesota (NFL), 2003

Stallings, Tre', OG: Kansas City (NFL), 2006-07; Amsterdam (NFL-EU), 2007; Baltimore (NFL), 2008 (PS)

Stephens, Emmanuel, DE: Atlanta (NFL), 2010 (PS); Cleveland (NFL), 2011-12

Street, Don, FB: Sacramento (CONT), 1968

Stribling, Bill, E: New York (NFL), 1951-52-53; Philadelphia (NFL), 1955-56-57; Toronto (CFL), 1960

Strickland, Tim, DB: Amsterdam (NFL-EU), 2001; Montreal (CFL), 2002-03-04-05-06-07; Toronto (CFL), 2008—Eastern Division All-Star, 2003

Stringfellow, Damore'ea, WR: New York Jets (NFL), 2017 (PS); Memphis (AAF), 2018

Studdard, Vernon, WR-KORS: New York Jets (NFL), 1971

***Taylor, Rod, OL:** Cincinnati (NFL), 2018 (IR)

Taylor, Synker, DB: Ottawa (CFL), 2004-05

Terrell, Marvin, OG: Dallas (AFL), 1960-61-62; Kansas City (AFL), 1963; Toronto (CFL), 1964—Pro Bowl, 1962

Terrell, Ray, HB: Cleveland (AAC), 1946-47; Baltimore (NFL), 1947

Thomas, Andre, FB: Birmingham (USFL), 1984-85; Minnesota (NFL), 1987

Thomas, Fred, DB: Seattle (NFL), 1996-97-98-99; New Orleans (NFL), 2000-01-02-03-04-05-06-07

Thomas, Marquise, DE: Indianapolis (NFL), 1993

***Thompson, Carlos, OLB:** Houston (NFL), 2015; Los Angeles Rams (NFL), 2017, 2018 (IR)

Toler, Ken, WR: New England (NFL), 1981-82; Birmingham (USFL), 1984-85

Townsend, Andre, DT: Denver (NFL), 1984-85-86-87-88-89-90

Trahan, Patrick, LB: Tennessee (NFL), 2010 (PS); Chicago (NFL), 2010 (PS)-11-13; Edmonton (CFL), 2014

***Treadwell, Laquon, WR:** Minnesota (NFL), 2016-17-18

***Tunsil, Laremy, OL:** Miami (NFL), 2016-17-18—All-Rookie, 2016

Turnbow, Guy, T: Philadelphia (NFL), 1933-34

Urbanek, Jim, DT: Miami (AFL), 1968

Vaughan, Robert, OG: Denver (AFL), 1968

***Vaughn, Cassius, CB:** Denver (NFL), 2010-11; Indianapolis (NFL), 2012-13; Detroit (NFL) 2014; San Diego (NFL), 2015; Hamilton (CFL), 2016; Toronto (CFL), 2017-18

Vaughn, Gerald, DB: Calgary (CFL), 1993-94-95; Winnipeg (CFL), 1996; Hamilton (CFL), 1997- 98-99-2000-01; Ottawa (CFL) 2002-03-04-05—CFL All-Star, 1998-99

Vincent, Keydrick, OG: Pittsburgh (NFL), 2001-02-03-04; Baltimore (NFL), 2005-06; Arizona (NFL), 2007; Carolina (NFL), 2008-09; Tampa Bay (NFL), 2010

Wade, Todd, OL: Miami (NFL), 2000-01-02-03; Houston (NFL), 2004-05; Washington (NFL), 2006-07; Jacksonville (NFL), 2008—All-Rookie, 2000

Walker, Greg, OG: Calgary (CFL), 1987

***Wallace, Mike, WR:** Pittsburgh (NFL), 2009-10-11-12; Miami (NFL), 2013-14; Minnesota (NFL), 2015; Baltimore (NFL), 2016-17; Philadelphia (NFL), 2018—Pro Bowl, 2011

Walls, Wesley, TE: San Francisco (NFL), 1989-90-91-92-93; New Orleans (NFL), 1994-95; Carolina (NFL), 1996-97-98-99-2000-01-02; Green Bay (NFL), 2003—All-Pro, 1996-97-99; Pro Bowl, 1996-97-98-99, 2001

Ward, Channing, DE: Tampa Bay (NFL), 2016-17

Wayne, Nate, LB: Denver (NFL), 1998-99; Barcelona (NFL-EU), 1999; Green Bay (NFL), 2000-01-02; Philadelphia (NFL), 2003-04; Detroit (NFL), 2005

Weathers, Curtis, TE: Cleveland (NFL), 1979-80-81-82-83-84-85

Weese, Norris, QB: Hawaii (WFL), 1974; Denver (NFL), 1976-77-78-79

Wilburn, Barry, DB: Washington (NFL), 1985-86-87-88-89; Cleveland (NFL), 1992; Saskatchewan (CFL), 1993; British Columbia (CFL), 1994; Philadelphia (NFL), 1995-96; Winnipeg (CFL), 1998-99—All-Pro, 1987

REBELS IN THE SUPER BOWL

I	Allen Brown, TE, Green Bay	XXXIX.....	Derrick Burgess, DL, Philadelphia
II	Allen Brown, TE, Green Bay		Nate Wayne, LB, Philadelphia
III	Larry Grantham, LB, N.Y. Jets	XL.....	Chris Spencer, C, Seattle
VII	Jim Dunaway, DT, Miami	XLI.....	Terrence Metcalf, OL, Chicago
XII	Norris Weese, QB, Denver	XLII	Eli Manning, QB, New York Giants
XVI	Paul Hofer, RB, San Francisco	XLV.....	Mike Wallace, WR, Pittsburgh
	Jim Miller, P, San Francisco	XLVI	Eli Manning, QB, New York Giants
XXII	Barry Wilburn, DB, Washington		BenJarvus Green-Ellis, RB, New England
	Andre Townsend, DT, Denver	XLVII	Michael Oher, OL, Baltimore
XXIV	Wesley Walls, TE, San Francisco		Patrick Willis, LB, San Francisco
	Andre Townsend, DT, Denver	XLIX..	Brandon Bolden, RB, New England
XXX	Alundis Brice, DB, Dallas	50	Michael Oher, OL, Carolina
XXXII	Willie Green, WR, Denver	LI.....	Brandon Bolden, RB, New England
XXXIII	Willie Green, WR, Denver		Woodrow Hamilton, DT, New England
	Nate Wayne, LB, Denver	LII.....	Brandon Bolden, RB, New England
XXXVIII.....	Kris Mangum, TE, Carolina		Super Bowl winners in BOLD
	Tutan Reyes, OG, Carolina		

***Wilkins, Jordan, RB:** Indianapolis (NFL), 2018

Williams, Ben, DE: Buffalo (NFL), 1976-77-78-79-80-81-82-83-84-85—Pro Bowl, 1982

Willis, Patrick, LB: San Francisco (NFL), 2007-08-09-10-11-12-13-14—All-Pro, 2007-09-10-11-12; Pro Bowl, 2007-08-09-10-11-12-13; Defensive Rookie of the Year, 2007

Winther, Wimp, C: Green Bay (NFL), 1971; New Orleans (NFL), 1972-73; Detroit (WFL), 1974; Birmingham (WFL), 1974-75

Wonsley, Nathan, TB: Tampa Bay (NFL), 1986-86 (IR)

Woodruff, Lee (Cowboy), HB: Providence Steamrollers (NFL), 1931; Boston Braves (NFL), 1932; Philadelphia (NFL), 1933

Woodruff, James (Cowboy), HB: Edmonton (CFL), 1960

Yelverton, Billy, T: Calgary (CFL), 1960; Denver (AFL), 1960

Zeigler, Doug, TE: Tampa Bay (NFL), 2004 (PS); Cleveland (NFL), 2004 (PS); San Francisco (NFL), 2004 (PS)

***Active Player; (IR) — Injured Reserve; (DS) — Developmental Squad; (PS) — Practice Squad**
Guide to Abbreviations: AAC—All American Conference (1946-49); AFL—American Football League; CONT — Continental Football League; CFL—Canadian Football League; NFL—National Football League; NFL-EU—National Football League, Europe League; USFL—United States Football League; WFL—World Football League; WLAF—World League of American Football



DERRICK JONES



D.J. JONES



LAREMY TUNSIL



MIKE WALLACE

INDIVIDUAL RECORDS

SINGLE GAME

SCORING

Most Points: *†42, Showboat Boykin vs. Mississippi State, 1951
Most Touchdowns: *†7, Showboat Boykin vs. Mississippi State, 1951
Most TD Rushing: *†7, Showboat Boykin vs. Mississippi State, 1951
Most TD Passing: 6, Eli Manning vs. Arkansas, 2001
Most TD Passes Caught: 3, Johnny Brewer vs. Tulane, 1960; Louis Guy vs. Houston, 1962; Pat Coleman vs. Arkansas St., 1989; Chris Collins vs. Murray St., 2001; Jason Armstead vs. Arkansas, 2001; Chris Collins vs. Auburn, 2002; Donte Moncrief vs. Mississippi St., 2012; Quincy Adebeyejo vs. Fresno St., 2015; Laquon Treadwell vs. Oklahoma St. (Sugar Bowl), 2015
Most TD By Rush and Pass: 7, Showboat Boykin vs. Mississippi State, 1951; 6, Eli Manning vs. Arkansas, 2001; 6, Chad Kelly vs. Arkansas, 2015
Most Extra Points by Kicking: 9, Gary Wunderlich vs. Fresno State, 2015
Most Field Goals: 6, Jonathan Nichols vs. Texas Tech, 2003

TOTAL OFFENSE

Most Plays: 70, Chad Kelly vs. Auburn, 2016
Most Yards: 540, Archie Manning vs. Alabama, 1969
Best Average Gain: †21.4, Eagle Day (10) vs. Villanova, 1954

RUSHING

Most Attempts: 40, John Dottley vs. Mississippi State, 1949; 40, Deuce McAllister vs. Mississippi State, 1998
Most Yards: 282, Dexter McCluster vs. Tennessee, 2009
Best Average Gain: 20.0, Bobby Yandell (6) vs. Arkansas, 1941

PASSING

Most Passes: 59, Chad Kelly vs. Auburn, 2016
Most Completions: 42, Eli Manning vs. Arkansas, 2002
Consecutive Completions: 18, Eli Manning vs. Murray State, 2001
Most Yards: 489, Shea Patterson vs. UT Martin, 2017
Best Percentage:
 (Minimum 50 Attempts): 75.0, Eli Manning (42 of 56) vs. Arkansas, 2002
 (Minimum 40 Attempts): 76.7, Stewart Patridge (33 of 43) vs. Georgia, 1997
 (Minimum 30 Attempts): 80.6, Eli Manning (25 of 31) vs. Middle Tennessee, 2001
 (16-29 Attempts): 94.7, Kent Austin (18 of 19) vs. Tulane, 1982
 (11-15 Attempts): 86.7, Jake Gibbs (13 of 15) vs. Mississippi State, 1960
 (7-10 Attempts): 100.0, Matt Corral (10 of 10) vs. UL Monroe, 2018; Barry Brunetti (7 of 7) vs. Idaho, 2013; Jim Weatherly (7 of 7) vs. LSU, 1963

RECEIVING

Most Caught: 14, Laquon Treadwell (144 yards) vs. Memphis, 2015; 14, A.J. Brown (185 yards) vs. Louisiana, 2017
Most Yards: 233, A.J. Brown (8 catches) vs. South Alabama, 2017

PUNTING

Most Punts: 12, Bobby Wilson (489) vs. Vanderbilt, 1948; 12, Jim Miller (472) vs. Missouri, 1978; 12, Julian Fagan (449) vs. Chattanooga, 1968
Most Yards: 503, Cody Ridgeway vs. Florida, 2002
Best Average: †84.5, Bill Smith (2) vs. Southern Miss, 1984
Longest Punt: †92, Bill Smith vs. Southern Miss, 1984

PUNT RETURNS

Most Returns: 9, Marshay Green vs. Mississippi State, 2008
Most Yards: 157, Jason Armstead vs. Memphis, 2002
Best Average: 84.0, Nick Brassell (1) vs. Georgia, 2011

KICKOFF RETURNS

Most Returns: 7, Jesse Grandy vs. Mississippi State, 2009; 7, Jesse Grandy vs. Auburn, 2010;
Most Yards: 202, Mike Wallace vs. Vanderbilt, 2008
Best Average (Minimum 2): 60.0, John Avery (2) vs. Arkansas State, 1996
Best Average (Minimum 3): †52.7, Deuce McAllister (3) vs. Arkansas, 1999

ALL-PURPOSE YARDS

Yards: 324, Dexter McCluster vs. Tennessee (282 rushing, 42 receiving)

SEASON

SCORING

Most Points Scored: 124, Jonathan Nichols, 2003
Most Points by Kicking: 124, Jonathan Nichols, 2003
Most Touchdowns: 17, Brandon Bolden, 2010; 17, Deuce McAllister, 2000
Most TD Rushing: 14, Brandon Bolden, 2010; 14, John Dottley, 1949; 14, Archie Manning, 1969; 14, Deuce McAllister, 2000
Most TD Passing: 31, Chad Kelly, 2015; 31, Eli Manning, 2001
Most TD Passes Caught: 11, A.J. Brown, 2017; Laquon Treadwell, 2015
Most TD by Punt Returns: 2, Ray Hapes, 1937; 2, Leonard Stagg, 1942; 2 Jerry Tibbler, 1948; 2, Vernon Studdard, 1970
Most TD by Kickoff Returns: 2, Ray Hapes, 1935; 2, John Avery, 1996; 2, Jesse Grandy, 2009
Most Extra Points: 63, Gary Wunderlich, 2015
Best Extra Point Pct.: 1.000, Gary Wunderlich, 2015 (63-63); 1.000, Joshua Shene, 2008 (52-52); 1.000, Bryson Rose, 2012 (49-49); 1.000, Jonathan Nichols, 2003 (49-49); 1.000, 1.000, Jonathan Nichols, 2002 (40-40); 1.000, Les Binkley, 1999 (36-36); 1.000, Tim Montz, 1994 (30-30); 1.000, Greg Houge, 1989 (29-29); 1.000, Bryan Owen, 1986 (28-28); 1.000, Tim Montz, 1996 (26-26); 1.000, Steve Lavinghouze, 1973 (25-25); 1.000, Brian Lee, 1992 (25-25); 1.000, Perry King, 1968 (22-22); Gary Wunderlich, 2014 (20-20); Joshua Shene, 2006 (20-20); 1.000, Jimmy Keyes, 1966 (20-20); 1.000, Jonathan Nichols, 2004 (19-19); Steve Lavinghouze, 1975 (18-18); 1.000, Steve Lavinghouze, 1974 (16-16)
Most Field Goals: 25, Jonathan Nichols (25-29), 2003

TOTAL OFFENSE

Most Plays: 568, Bo Wallace, 2013
Most Plays Per Game: 45.4, Chad Kelly, 2016
Most Yards: 4,542, Chad Kelly, 2015
Most Yards Per Game: 355.0, Jordan Ta'amu, 2018
Best Average Per Play:
 (Minimum 200 offensive plays): 8.04, Chad Kelly, 2015
 (Less than 200 offensive plays): 8.1 Glynn Griffing, 1961

RUSHING

Most Plays: 234, BenJarvus Green-Ellis, 2006
Most Plays Per Game: 21.5, Steve Hindman, 1967
Most Yards: 1,312, John Dottley, 1949
Most Yards Per Game: 131.2, John Dottley, 1949
Best Average Per Play: 7.4, Charlie Flowers, 1957

PASSING

Most Passes: 481, Eli Manning, 2002
Most Completions: 298, Chad Kelly, 2015
Consecutive Passes Without An Interception: 200, Stewart Patridge, 1997
Best Percentage (Minimum 250 attempts): 65.1, Chad Kelly (298-458), 2015
Most Yards: 4,042, Chad Kelly, 2015
Most Yards Per Game: 326.5, Jordan Ta'amu, 2018
Fewest Interceptions: 1 (71), Kenny Lyons, 1971; 1 (69), Roy Coleman, 1978; 1 (55), Norris Weese, 1973
Most Interceptions: 20 (351) Jevan Snead, 2009; 20 (286) John Fourcade, 1980
Pass Efficiency (Minimum 250 attempts): 155.8, Chad Kelly, 2015
Average Yards Per Pass (Minimum 250 attempts): 9.4, Jordan Ta'amu, 2018
Average Yards Per Completion (Minimum 250 pass attempts): 15.0, Jevan Snead, 2008
250-yard Passing Games: 10, Chad Kelly, 2015
300-yard Passing Games: 9, Jordan Ta'amu, 2018

RECEIVING

Most Caught: 85, A.J. Brown, 2018
Receptions Per Game: 7.1, A.J. Brown, 2018
Most Yards: 1,320, A.J. Brown, 2018
Yards Per Game: 110.0, A.J. Brown, 2018
Best Average Gain: 27.2, Jack Stribling, 1949 (22)
100-yard Receiving Games: 6, A.J. Brown, 2018; A.J. Brown, 2017; Laquon Treadwell, 2015

PUNTING

Most Punts: 78, Charles Childers, 1988
Most Yards: 3,283, Jim Miller, 1978
Best Average: 48.7, Merle Hapes, 1940

PUNT RETURNS

Most Returned: 43, Mike Espy, 2003
Most Yards: 498, Junie Hovious, 1940
Best Average: 29.9, Jerry Tiblier, 1948

KICKOFF RETURNS

Most Returned: 35, Mike Wallace, 2008
Most Yards: 861, Mike Wallace, 2008
Best Average: 32.8, Michael Sweet, 1974 (8)

ALL-PURPOSE YARDS

Yards: 1,737, Mike Wallace (92 rush, 784 receiving, 861 KOR), 2008
Average Per Game: 169.2, Deuce McAllister (10 games), 1999

DEFENSE

Tackles (since 1968): 168, Jeff Herrod, 1986
Tackles for Loss (since 1983): 18.5, Greg Hardy, 2007
Sacks (since 1983): 10.0, Marquis Haynes, 2015; 10.0, Greg Hardy, 2007

PASS INTERCEPTIONS

Most Interceptions: 10, Senquez Golson, 2014; 10, Bobby Wilson, 1949
Most Yards Returned: 162, Senquez Golson, 2014
Best Average Return (Minimum 5 interceptions): 29.8, Bobby Wilson, 1948

CAREER

STARTS

Most Starts: 49, Marcus Tillman, 2006-09; 48, Tre' Stallings, 2002-05; 48, Marcus Johnson, 2001-04; 47, Michael Oher, 2005-08

SCORING

Most Points Scored: 350, Gary Wunderlich, 2014-17
Most Points by Kicking: 350, Gary Wunderlich, 2014-17
Most Touchdowns: 41, Deuce McAllister, 1997-2000
Most TD Rushing: 37, Deuce McAllister, 1997-2000
Most TD Passing: 81, Eli Manning, 2000-03
Most TD Passes Caught: 24, Chris Collins, 2000-03
Most Field Goals: 63, Jonathan Nichols, 2001-04
Consecutive Field Goals: 17, Bryson Rose, 2010-11; 17, Gary Wunderlich, 2016
Most Extra Points: 155, Jonathan Nichols, 2001-04
Consecutive Extra Points: 117, Jonathan Nichols, 2001-04

TOTAL OFFENSE

Most Plays: 1581, Bo Wallace, 2012-14
Most Yards: 10,478, Bo Wallace, 2012-14
Best Average Per Play:
 (Minimum 400 offensive plays): 7.84, Chad Kelly, 2015-16 (974-7632)
 (Less than 400 offensive plays): 6.64, Doug Elmore, 1959-1961 (275-1827)

RUSHING

Most Plays: 630, Joe Gunn, 1998-2001
Most Yards: 3,060, Deuce McAllister, 1997-2000

Best Average Per Play: 6.6, Showboat Boykin, 1949-51
100-yard Rushing Games: 14, Deuce McAllister, 1997-2000

PASSING

Most Passes: 1,363, Eli Manning, 2000-03
Most Completions: 829, Eli Manning, 2000-03
Most Yards: 10,119, Eli Manning, 2000-2003
Best Percentage (Minimum 500 attempts): 64.0, Chad Kelly (503-786), 2015-16
Consecutive Games with a TD Pass: 22, Chad Kelly, 2015-16
Pass Efficiency (Minimum 500 attempts): 152.3, Chad Kelly, 2015-16
Average Yards Per Pass (Minimum 500 attempts): 8.65, Chad Kelly, 2015-16
Average Yards Per Completion (Minimum 500 attempts): 14.4, Jevan Snead, 2008-09
200-yard Passing Games: 32, Eli Manning, 2000-03
250-yard Passing Games: 19, Bo Wallace, 2012-14
300-yard Passing Games: 12, Chad Kelly, 2015-16; 12, Jordan Ta'amu, 2018

RECEIVING

Most Passes Caught: 202, Laquon Treadwell, 2013-15
Most Yards: 2,984, A.J. Brown, 2016-18
Best Average Gain: 23.5, Jesse Ward, 1938-39
100-yard Receiving Games: 12, A.J. Brown, 2016-18

PASS INTERCEPTIONS

Most Interceptions: †20, Bobby Wilson, 1946-49
Most Yards Returned: 379, Bobby Wilson, 1946-49
Best Average Return (Minimum 7 interceptions): 18.3, Parker Hall, 1938

PUNTING

Most Punts: 266, Jim Miller, 1976-79
Most Yards Punted: 11,549, Jim Miller, 1976-79
Best Average (Minimum 65): 46.0, Merle Hapes, 1939-41
 (Minimum 100): 44.6, Tyler Campbell, 2009-13
 (Minimum 250): †44.3, Bill Smith, 1983-86
Most Punts, 50 yards or more: †88, Bill Smith, 1983-86
Most Consecutive Games, 1 punt of 50 yards or more: *†32, Bill Smith, 1983-86
Most Games Averaging 40 or more yards (Minimum 4): †36, Bill Smith, 1983-86

PUNT RETURNS

Most Returned: 96, Ta'Boris Fisher, 1993-96
Most Yards: 1,142, Junie Hovious, 1939-41
Best Average: 24.8, Jerry Tiblier, 1947-48

KICKOFF RETURNS

Most Returned: 96, Jaylen Walton, 2012-15
Most Yards: 2,036, Jaylen Walton, 2012-15
Best Average: 31.0, Eddie Crawford, 1954-56

ALL-PURPOSE YARDS

Most Yards: 4,889, Deuce McAllister, 1997-2000
 (3060 rushing, 616 receiving, 992 KO returns, 221 punt returns)

DEFENSE

Tackles: 528, Jeff Herrod, 1984-87
Sacks: 37.0, Ben Williams, 1972-75

*NCAA Record †SEC Record

RUSHING RECORDS

YARDS

SINGLE GAME

Player, Opponent, Date	No	Gain	Loss	Net	Avg	TD
1. Dexter McCluster, Tennessee, 11-14-2009	25	283	1	282	11.3	4
2. Dou Innocent, Mississippi State, 11-25-95	39	251	9	242	6.2	1
3. Randy Baldwin, Tulane, 9-29-90	17	241	0	241	14.2	2
4. Kayo Dottley, Chattanooga, 11-5-49	20	237	2	235	11.8	3
5. Kayo Dottley, TCU, 10-22-49	22	239	9	230	10.5	2
6. Brandon Bolden, Fresno State, 9-25-2010	19	228	0	228	12.0	2
7. BenJarvus Green-Ellis, Missouri, 9-8-2007	33	228	2	226	6.8	1
8. Kayo Dottley, Mississippi State, 11-26-49	40	231	15	216	5.4	2
9. Stephen Hindman, Vanderbilt, 11-25-67	30	215	0	215	7.2	2
10. Scottie Phillips, Texas Tech, 9-1-2018	16	205	1	204	12.8	2
11. Malvin Gipson, Vanderbilt, 10-25-80	21	194	1	193	9.2	1
12. Deuce McAllister, Alabama, 10-10-98	24	193	5	188	7.8	0
13. Showboat Boykin, Mississippi State, 12-1-51	14	187	0	187	13.3	7
14. Dexter McCluster, Auburn, 10-31-2009	22	190	4	186	8.5	1
15. Dexter McCluster, Oklahoma State, 1-2-2010	34	186	2	184	5.4	2
16. Kayo Dottley, Boston College, 10-7-50	12	182	0	182	15.2	1
17. Norris Weese, Mississippi State, 11-25-72	19	178	0	178	9.4	0
18. Randy Baldwin, Air Force, 12-28-89	14	177	0	177	12.6	2
Deuce McAllister, Mississippi State, 11-26-98	40	184	7	177	4.4	0
20. Deuce McAllister, LSU, 10-31-98	26	176	0	176	6.8	0

SEASON

Player, Season	No	Gain	Loss	Net	Avg	TD
1. Kayo Dottley, 1949	208	1355	43	1312	6.3	14
2. Dexter McCluster, 2009	181	1202	33	1169	6.5	8
3. BenJarvus Green-Ellis, 2007	230	1183	46	1137	4.9	6
4. Deuce McAllister, 1998	212	1129	47	1082	5.1	7
5. Jordan Wilkins, 2017	155	1039	28	1011	6.5	9
6. Kayo Dottley, 1950	191	1057	50	1007	5.3	4
7. BenJarvus Green-Ellis, 2006	234	1035	35	1000	4.3	7
8. Cory Philpot, 1992	190	1012	18	994	5.2	3

9. Brandon Bolden, 2010	163	1028	52	976	6.0	14
10. Randy Baldwin, 1990	163	1003	33	970	5.95	11
11. Joe Gunn, 1999	182	985	34	951	5.3	5
12. Scottie Phillips, 2018	153	961	33	928	6.1	12
13. Dou Innocent, 1994	182	929	19	910	5.0	4
14. Joe Gunn, 2001	200	896	26	870	4.3	9
15. Dou Innocent, 1995	192	928	60	868	4.5	5
16. John Avery, 1997	166	936	74	862	5.2	7
17. Stephen Hindman, 1967	215	844	15	829	3.9	5
18. Akeem Judd, 2016	164	828	2	826	5.0	6
19. Deuce McAllister, 1999	151	840	31	809	5.4	12
20. Vashon Pearson, 2004	158	827	20	807	5.1	3
Parker Hall, 1938	120	851	44	807	6.7	11

CAREER

Player, Position, Years	No	Net	Avg	TD
1. Deuce McAllister, RB, 1997-2000	616	3060	5.0	37
2. Joe Gunn, RB, 1998-2001	630	2749	4.4	22
3. Kayo Dottley, FB, 1947-50	478	2654	5.55	21
4. Brandon Bolden, RB, 2008-11	486	2604	5.4	27
5. Dou Innocent, FB-RB, 1991-92, 1994-95	494	2322	4.70	11
6. BenJarvus Green-Ellis, RB, 2006-07	464	2137	4.6	13
7. Leon Perry, FB, 1976-79	471	2135	4.5	18
8. Jaylen Walton, RB, 2012-15	384	1957	5.1	17
9. Dexter McCluster, RB-WR, 2006-09	304	1955	6.4	15
10. Jordan Wilkins, RB, 2013-17	279	1751	6.3	14
11. Charlie Flowers, FB, 1957-59	307	1730	5.64	13
12. John Avery, RB, 1996-97	347	1650	4.8	12
13. Randy Baldwin, RB, 1989-90	270	1612	5.97	20
14. Buford McGee, RB, 1979-83	367	1557	4.2	13
15. Arthur Humphrey, FB, 1981-84	384	1536	4.0	9
16. Andre Thomas, TB, 1979-82	353	1482	4.2	12
17. Ed Thigpen, FB, 1987-90	329	1467	4.45	13
18. Vashon Pearson, RB, 2002-04	330	1441	4.4	12
19. Paul Hofer, FB, 1972-75	296	1430	4.83	2

ATTEMPTS

SEASON

Name, Year	No.
1. BenJarvus Green-Ellis, 2006	234
2. BenJarvus Green-Ellis, 2007	230
3. Steve Hindman, 1967	215
4. Deuce McAllister, 1998	212
5. Kayo Dottley, 1949	208
6. Joe Gunn, 2001	200
7. Dou Innocent, 1995	192
8. Kayo Dottley, 1950	191
9. Cory Philpot, 1992	190

CAREER

Name, Years	No.
1. Joe Gunn, 1998-2001	630
2. Deuce McAllister, 1997-2000	616
3. Dou Innocent, 1991-92, 94-95	494
4. Brandon Bolden, 2008-11	486
5. Kayo Dottley, 1947-50	478
6. Leon Perry, 1976-79	471
7. BenJarvus Green-Ellis, 2006-07	464
8. John Fourcade, 1978-81	456
9. Bo Wallace, 2012-14	395

TOUCHDOWNS

SEASON

Name, Year	No.
1. Kayo Dottley, 1949	14
Archie Manning, 1969	14
Deuce McAllister, 2000	14
Brandon Bolden, 2010	14
5. Deuce McAllister, 1999	12
Scottie Phillips, 2018	12
7. Parker Hall, 1938	11
Charlie Flowers, 1959	11
Stephen Ainsworth, 1971	11
Randy Baldwin, 1990	11

CAREER

Name, Years	No.
1. Deuce McAllister, 1997-2000	37
2. Brandon Bolden, 2008-11	27
3. Archie Manning, 1968-70	25
4. John Fourcade, 1978-81	22
Joe Gunn, 1998-2001	22
6. Kayo Dottley, 1947-50	21
7. Randy Baldwin, 1989-90	20
8. Merle Hapes, 1939-41	19
Bo Wallace, 2012-14	19
10. Leon Perry, 1976-79	18

100-YARD GAMES

CAREER

Name, Years	No.
1. Deuce McAllister, 1997-2000	14
2. Joe Gunn, 1998-2001	12
3. Dou Innocent, 1991-92, 94-95	10
4. BenJarvus Green-Ellis, 2006-07	9
John Avery, 1996-97	9
Kayo Dottley, 1947-50	9

PASSING RECORDS

PASSING YARDS

SINGLE GAME

Player, Opponent, Date	Att	Comp	Int	Yds	Pct	TD
1. Shea Patterson, UT Martin, 9-9-2017	43	32	1	489	74.4	5
2. Chad Kelly, Auburn, 10-29-2016	59	36	1	465	61.0	3
3. Jordan Ta'amu, Vanderbilt, 11-17-2018	32	52	2	457	61.5	2
4. Jordan Ta'amu, Southern Illinois, 9-8-2018	23	33	0	448	69.7	5
5. Jordan Ta'amu, Kent Stech, 9-22-2018	28	38	1	442	73.7	2
6. Archie Manning, Alabama, 10-4-69	52	33	1	436	63.5	2
7. Shea Patterson, South Alabama, 9-2-2017	35	28	0	429	80.0	4
8. Chad Kelly, Alabama, 9-17-2016	40	26	0	421	65.0	3
9. Jordan Ta'amu, Louisiana, 11-11-2017	36	28	1	418	77.8	3
10. Bo Wallace, Arkansas, 11-9-2013	34	27	2	416	79.4	3
11. Eli Manning, Arkansas, 10-26-2002	56	42	2	414	75.0	2
12. John Darnell, Arkansas State, 9-16-89	35	23	0	412	65.7	3
13. Eli Manning, Texas Tech, 9-27-2003	49	29	2	409	59.2	3
14. Bo Wallace, Vanderbilt, 11-10-2012	49	31	0	403	63.3	1
15. Eli Manning, South Carolina, 11-1-2003	42	30	1	391	71.4	3
16. Bo Wallace, Boise State, 8-28-2014	36	25	3	387	69.4	4
Jordan Ta'amu, Arkansas, 10-13-2018	26	35	1	387	74.3	2
18. Eli Manning, Vanderbilt, 9-21-2002	41	24	0	386	58.5	2
19. Chad Kelly, New Mexico State, 10-10-2015	33	24	1	384	72.7	3
20. Jordan Ta'amu, Kentucky, 11-04-2017	40	31	0	382	77.5	4

SEASON

Player, Position, Year	Att	Comp	Int	Yds	Pct	TD
1. Chad Kelly, QB, 2015	458	298	13	4042	65.1	31
2. Jordan Ta'amu, QB, 2018	418	266	8	3918	63.6	19
3. Eli Manning, QB, 2003	441	275	10	3600	62.4	29
4. Eli Manning, QB, 2002	481	279	15	3401	58.0	21
5. Bo Wallace, QB, 2013	437	283	10	3346	64.8	18
6. Bo Wallace, QB, 2014	381	229	14	3194	60.1	22
7. Bo Wallace, QB, 2012	368	235	17	2994	63.9	22
8. Eli Manning, QB, 2001	408	259	9	2948	63.5	31
9. Jevan Snead, QB, 2008	327	184	13	2762	56.3	26
10. Chad Kelly, QB, 2016	328	205	8	2758	62.5	19

11. Stewart Patridge, QB, 1997	352	228	7	2667	64.8	12
12. Jevan Snead, QB, 2009	351	191	20	2632	54.4	20
13. John Darnell, QB, 1989	301	167	11	2326	55.5	11
14. Romaro Miller, QB, 1998	326	184	11	2273	56.4	11
15. Shea Patterson, QB, 2017	260	166	9	2259	63.8	17
16. Jeremiah Masoli, QB, 2010	296	167	13	2039	56.4	14
17. Josh Nelson, QB, 1994	308	168	6	2028	54.5	15
18. Kent Austin, QB, 1982	307	186	10	2026	60.6	12
19. Romaro Miller, QB, 2000	295	161	12	2012	54.6	18
20. Romaro Miller, QB, 1999	270	147	7	1999	54.4	14

CAREER

Player, Position, Years	Att	Comp	Yds	Pct	TD
1. Eli Manning, QB, 2000-2003	1,363	829	10,119	60.8	81
2. Bo Wallace, QB, 2012-14	1,186	747	9534	63.0	62
3. Chad Kelly, QB, 2015-16	786	503	6800	64.0	50
4. Romaro Miller, QB, 1997-2000	902	497	6311	55.1	43
5. Kent Austin, QB, 1981-85	981	566	6184	57.7	31
6. Jordan Ta'amu, QB, 2017-18	591	381	5600	64.5	30
6. John Fourcade, QB, 1978-81	819	445	5412	54.3	25
7. Jevan Snead, QB, 2008-09	678	375	5394	55.3	46
8. Mark Young, QB, 1985-88	809	410	4971	51.0	31
9. Archie Manning, QB, 1968-70	761	402	4753	52.8	31
10. Russ Shows, QB, 1989-92	560	279	3778	49.8	19
11. Josh Nelson, QB, 1994-95	558	311	3703	55.7	24
12. Stewart Patridge, QB, 1994-97	510	310	3564	60.8	15
13. John Darnell, QB, 1986-89	436	238	3253	54.6	18
14. Shea Patterson, QB, 2016-17	392	238	3139	60.7	23
15. Tim Ellis, QB, 1974-77	355	171	2339	48.2	17
16. Charlie Conerly, HB, 1942; 46-47#	412	220	2313	53.4	26
17. Micheal Spurlock, QB, 2002-05	345	179	2162	51.9	9
18. Seth Adams, QB, 2006-07	328	180	2156	54.9	12
19. Ethan Flatt, QB, 2003-05	299	169	2041	56.5	8
20. Jeremiah Masoli, QB, 2010	296	167	2039	56.4	14

Conerly's totals include eight of nine games in 1942. Complete individual game and composite statistics for 1942 are not available.

ATTEMPTS

SEASON

Name, Year	No.
1. Eli Manning, 2002	481
2. Chad Kelly, 2015	458
3. Eli Manning, 2003	441
4. Bo Wallace, 2013	437
5. Jordan Ta'amu, 2018	418
6. Eli Manning, 2001	408
7. Bo Wallace, 2014	381
8. Bo Wallace, 2012	368
9. Jevan Snead, 2009	351
10. Chad Kelly, 2016	328

CAREER

Name, Years	No.
1. Eli Manning, 2000-03	1,363
2. Bo Wallace, 2012-14	1,186
3. Kent Austin, 1981-85	981
4. Romaro Miller, 1997-2000	902
5. John Fourcade, 1978-81	819
6. Mark Young, 1985-88	809
7. Chad Kelly, 2015-16	786
8. Archie Manning, 1968-70	761
9. Jevan Snead, 2008-09	678
10. Jordan Ta'amu, 2017-18	591

COMPLETIONS

SEASON

Name, Year	No.
1. Chad Kelly, 2015	298
2. Bo Wallace, 2013	283
3. Eli Manning, 2002	279
4. Eli Manning, 2003	275
5. Jordan Ta'amu, 2018	266
6. Eli Manning, 2001	259
7. Bo Wallace, 2012	235
8. Bo Wallace, 2014	229
9. Stewart Patridge, 1997	228
10. Chad Kelly, 2016	205

CAREER

Name, Years	No.
1. Eli Manning, 2000-03	829
2. Bo Wallace, 2012-14	747
3. Kent Austin, 1981-85	566
4. Chad Kelly, 2015-16	503
5. Romaro Miller, 1997-2000	497
6. John Fourcade, 1978-81	445
7. Mark Young, 1985-88	410
8. Archie Manning, 1968-70	395
9. Jordan Ta'amu, 2017-18	381
10. Jevan Snead, 2008-09	375

CONSECUTIVE COMPLETIONS

GAME

Name, Opponent, Date	No.
1. Eli Manning, Murray State, 9-1-2001	18
2. Kent Austin, Tennessee, 11-13-82	15
3. Bo Wallace, UL-Lafayette, 9-13-2014	14
4. Bo Wallace, Missouri, 11-23-2013	11
Bobby Garner, Memphis State, 9-9-78	11
Charlie Conerly, Mississippi State, 11-29-47	11

COMPLETION PERCENTAGE

SEASON

(Minimum 250 attempts)

Name, Year (Comp/Att)	Pct.
1. Chad Kelly, 2015 (298/458)	65.1
2. Stewart Patridge, 1997 (228/352)	64.77
3. Bo Wallace, 2013 (283/437)	64.76
4. Bo Wallace, 2012 (235/368)	63.9
5. Shea Patterson, 2017 (166/260)	63.8
6. Jordan Ta'amu, 2018 (226/418)	63.6
7. Eli Manning, 2001 (259/408)	63.5
8. Chad Kelly, 2016 (205/328)	62.5
9. Eli Manning, 2003 (275/441)	62.4
10. Kent Austin, 1982 (186/307)	60.6

CAREER

(Minimum 500 attempts)

Name, Years (Comp/Att)	Pct.
1. Jordan Ta'amu, 2017-18 (381/591)	64.5
2. Chad Kelly, 2015-16 (503/786)	64.0
3. Bo Wallace, 2012-14 (747/1,186)	63.0

4. Eli Manning, 2000-03 (829/1,363)	60.8
5. Stewart Patridge, 1994, 96-97 (310/510)	60.8
6. Kent Austin, 1981-85 (566/981)	57.7
7. Josh Nelson, 1994-95 (311/558)	55.7
8. Jevan Snead, 2008-09 (375/678)	55.3
9. Romaro Miller, 1997-2000 (497/902)	55.1
10. John Fourcade, 1978-81 (445/819)	54.3

TOUCHDOWNS

SEASON

Name, Year	No.
1. Eli Manning, 2001	31
Chad Kelly, 2015	31
3. Eli Manning, 2003	29
4. Jevan Snead, 2008	26
5. Bo Wallace, 2014	22
Bo Wallace, 2012	22
7. Eli Manning, 2002	21
8. Charlie Conerly, 1947	20
Jevan Snead, 2009	20
10. Chad Kelly, 2016	19
Jordan Ta'amu, 2018	19

CAREER

Name, Years	No.
1. Eli Manning, 2000-03	81
2. Bo Wallace, 2012-14	62
3. Chad Kelly, 2015-16	50
4. Jevan Snead, 2008-09	46
5. Romaro Miller, 1997-2000	43
6. Archie Manning, 1968-70	31
Kent Austin, 1981-85	31
Mark Young, 1985-88	31
9. Jordan Ta'amu, 2017-18	30
10. Charlie Conerly, 1942, 1946-47	26

CONSECUTIVE GAMES WITH A TOUCHDOWN PASS

CAREER

Name, Years	No.
1. Chad Kelly, 2015-16	22
2. Eli Manning, 2000-02	16
3. Jevan Snead, 2008-09	13
4. Bo Wallace, 2013-14	11
5. Jordan Ta'amu, 2017-18	8
Bo Wallace, 2012	8
Romaro Miller, 1999	8
Archie Manning, 1969-70	8

PASS EFFICIENCY

SEASON

<i>(Minimum 250 attempts)</i>	
Name, Year	Effic.
1. Chad Kelly, 2015	155.8
2. Jordan Ta'amu, 2018	153.5
3. Shea Patterson, 2017	151.5
4. Eli Manning, 2003	148.1
5. Chad Kelly, 2016	147.4
6. Jevan Snead, 2008	145.5
7. Eli Manning, 2001	144.8
8. Bo Wallace, 2012	142.7
9. Bo Wallace, 2014	142.2
10. Bo Wallace, 2013	138.1

CAREER

<i>(Minimum 500 attempts)</i>	
Name, Years	Effic.
1. Jordan Ta'amu, 2017-18	156.8
2. Chad Kelly, 2015-16	152.3
3. Bo Wallace, 2012-14	140.8
4. Eli Manning, 2000-03	137.7

5. Jevan Snead, 2008-09	134.8
6. Stewart Patridge, 1994, 96-97	124.9
7. Romaro Miller, 1997-2000	122.7
8. Josh Nelson, 1994-95	121.0
9. Kent Austin, 1981-85	112.7
10. John Fourcade, 1978-81	110.6

YARDS PER ATTEMPT

SEASON

<i>(Minimum 250 attempts)</i>	
Name, Year (Yards/Att)	Avg.
1. Jordan Ta'amu, 2018 (3,918/418)	9.4
2. Chad Kelly, 2015 (4,042/458)	8.8
3. Shea Patterson, 2017 (2,269/260)	8.7
4. Jevan Snead, 2008 (2,762/327)	8.45
5. Chad Kelly, 2016 (2,758/328)	8.41
6. Bo Wallace, 2014 (3,194/381)	8.38
7. Eli Manning, 2003 (3,600/441)	8.2
8. Bo Wallace, 2012 (2,994/368)	8.1
9. John Darnell, 1989 (2,326/301)	7.7
10. Bo Wallace, 2013 (3,346/437)	7.7

CAREER

<i>(Minimum 500 attempts)</i>	
Name, Years (Yards/Att)	Avg.
1. Jordan Ta'amu, 2017-18 (5,600/591)	9.5
2. Chad Kelly, 2015-16 (6,800/786)	8.7
3. Bo Wallace, 2012-14 (9,534/1,186)	8.04
4. Jevan Snead, 2008-09 (5,394/678)	7.96
5. Eli Manning, 2000-03 (10,119/1,363)	7.4
6. Romaro Miller, 1997-2000 (6,311/902)	7.0
7. Stewart Patridge, 1994, 96-97 (3,564/510)	7.0
8. Russ Shows, 1989-92 (3,778/560)	6.7
9. Josh Nelson, 1994-95 (3,703/558)	6.6
10. John Fourcade, 1978-81 (5,412/819)	6.6

YARDS PER COMPLETION

SEASON

<i>(Minimum 250 attempts)</i>	
Name, Year (Yards/Comp)	Avg.
1. Jevan Snead, 2008 (2,762/184)	15.0
2. Jordan Ta'amu, 2018 (3,918/266)	14.7
3. Bo Wallace, 2014 (3,194/229)	13.9
4. John Darnell, 1989 (2,326/167)	13.9
5. Jevan Snead, 2009 (2,632/191)	13.8
6. Shea Patterson, 2017 (2,259/166)	13.61
7. Romaro Miller, 1999 (1,999/147)	13.60
8. Chad Kelly, 2015 (4,042/298)	13.56
9. Chad Kelly, 2016 (2,758/205)	13.5
10. Eli Manning, 2003 (3,600/275)	13.1

CAREER

<i>(Minimum 500 attempts)</i>	
Name, Years (Yards/Comp)	Avg.
1. Jordan Ta'amu, 2017-18 (5,600/381)	14.7
2. Jevan Snead, 2008-09 (5,394/375)	14.4
3. Russ Shows, 1989-92 (3,778/279)	13.54
4. Chad Kelly, 2015-16 (6,800/503)	13.52
5. Bo Wallace, 2012-14 (9,534/747)	12.8
6. Romaro Miller, 1997-2000 (6,311/497)	12.7
7. Eli Manning, 2000-03 (10,119/829)	12.2
8. John Fourcade, 1978-81 (5,412/445)	12.2
9. Mark Young, 1985-88 (4,971/410)	12.1
10. Josh Nelson, 1994-95 (3,703/558)	12.0

FEWEST INTERCEPTIONS

SEASON

Name, Year (Attempts)	No.
1. Kenny Lyons, 1971 (71)	1
Roy Coleman, 1978 (69)	1
Norris Weese, 1973 (55)	1
4. Jake Gibbs, 1959 (94)	2
John Darnell, 1987 (95)	2
Glynn Griffing, 1961 (91)	2
Bobby Garner, 1978 (79)	2

MOST INTERCEPTIONS

SEASON

Name, Year (Attempts)	No.
1. Jevan Snead, 2009 (351)	20
John Fourcade, 1980 (286)	20
3. Bo Wallace, 2012 (368)	17

CONSECUTIVE PASSES WITHOUT AN INTERCEPTION

SEASON

Name, Year	No.
1. Stewart Patridge, 1997	200
2. Jordan Ta'amu, 2018	190
3. Eli Manning, 2001	168
4. Josh Nelson, 1994	145
5. Eli Manning, 2002-03	133
6. Kent Austin, 1984	131
7. Chad Kelly, 2016	130
8. Bo Wallace, 2014	128
9. Bo Wallace, 2013	127
10. Eli Manning, 2002	110

300-YARD PASSING GAMES

SEASON

Name, Year	No.
1. Jordan Ta'amu, 2018	9
2. Chad Kelly, 2015	8
3. Shea Patterson, 2017	5
4. Chad Kelly, 2016	4
Bo Wallace, 2014	4
Bo Wallace, 2013	4
Eli Manning, 2003	4
Eli Manning, 2002	4

CAREER

Name, Years	No.
1. Jordan Ta'amu, 2017-18	12
Chad Kelly, 2015-16	12
2. Bo Wallace, 2012-14	11
3. Eli Manning, 2000-03	10
4. Shea Patterson, 2016-17	7
5. Jordan Ta'amu, 2017-Present	3
Romaro Miller, 1997-2000	3
Stewart Patridge, 1996-97	3
Archie Manning, 1968-70	3

TOTAL OFFENSE RECORDS

SINGLE GAME

Player, Opponent, Date	Total	Net Yds		Total	Play	TD
	Plays	Rush—Pass	Gain	Avg		
1. Archie Manning, Alabama, 10-4-69	67	104—436	540	8.0	5	
2. Jordan Ta'amu, Arkansas, 10-13-2018	52	141—387	528	10.2	3	
3. Chad Kelly, Auburn, 10-29-2016	70	40—465	505	7.2	3	
4. Shea Patterson, UT Martin, 9-9-2017	47	6—489	495	10.5	4	
5. Chad Kelly, Arkansas, 11-7-2015	45	110—368	478	10.6	6	
6. Jordan Ta'amu, Vanderbilt, 11-17-2018	62	10—457	467	7.5	2	
7. Chad Kelly, Alabama, 9-17-2016	54	43—421	464	8.6	3	
8. Jordan Ta'amu, Southern Illinois, 9-8-2018	35	(-2)—448	446	12.7	5	
9. Jordan Ta'amu, South Carolina, 11-3-2018	69	66—379	445	6.4	1	
10. Jordan Ta'amu, Arkansas, 10-28-2017	39	76—368	444	11.4	2	
11. Jordan Ta'amu, Kent State, 9-22-2018	44	0—442	442	10.0	3	
12. Jordan Ta'amu, ULM, 10-6-2018	30	63—374	437	14.6	5	
13. Shea Patterson, South Alabama, 9-2-2017	41	6—429	435	10.6	4	
14. Jordan Ta'amu, Louisiana, 11-11-2017	43	13—418	431	10.0	5	
15. Bo Wallace, Arkansas, 11-9-2013	43	12—416	428	10.0	3	
16. Jeremiah Masoli, Arkansas, 10-23-2010	51	98—327	425	8.3	3	
17. Chad Kelly, New Mexico State, 10-10-2015	36	32—384	416	11.6	4	
18. John Darnell, Arkansas State, 9-16-89	49	1—412	413	8.4	3	
Eli Manning, Arkansas, 10-26-2002	61	(-1)—414	413	6.8	3	
20. Eli Manning, Texas Tech, 9-27-2003	53	2—409	411	7.8	3	

SEASON

Player, Year	Total	Net Yds		Total	Play	TD
	Plays	Rush—Pass	Gain	Avg		
1. Chad Kelly, 2015	565	500—4042	4542	8.04	41	
2. Jordan Ta'amu, 2018	534	342—3918	4260	7.97	25	
3. Bo Wallace, 2013	568	355—3346	3701	6.52	24	
4. Eli Manning, 2003	489	(-28)—3600	3572	7.30	32	
5. Bo Wallace, 2014	502	199—3194	3393	6.76	27	
6. Bo Wallace, 2012	511	390—2994	3384	6.62	30	
7. Eli Manning, 2002	520	(-120)—3401	3281	6.31	23	
8. Chad Kelly, 2016	409	332—2758	3090	7.56	24	
9. Eli Manning, 2001	442	9—2948	2957	6.69	31	
10. Jevan Snead, 2008	384	60—2762	2822	7.35	29	
11. Jevan Snead, 2009	403	101—2632	2733	6.78	23	

12. Jeremiah Masoli, 2010	417	544—2039	2583	6.19	20
13. Stewart Patridge, 1997	408	(-108)—2667	2559	6.27	13
14. John Darnell, 1989	411	75—2326	2401	5.84	12
15. Romaro Miller, 1998	386	33—2273	2306	6.0	12
16. John Fourcade, 1980	411	402—1897	2299	5.6	19
17. Archie Manning, 1969	389	502—1762	2264	5.8	23
18. Shea Patterson, 2017	307	(-16)—2259	2243	7.3	18
19. Romaro Miller, 2000	319	87—2012	2099	6.6	18
20. Kent Austin, 1984	405	150—1889	2039	5.0	8

CAREER

Player, Position, Years	Total	Net Yds		Total	Play	Avg	TD
	Plays	Rush—Pass	Gain	Avg			
1. Bo Wallace, QB, 2012-14	1581	944—9534	10478	6.63	81		
2. Eli Manning, QB, 2000-03	1491	(-135)—10119	9984	6.70	86		
3. Chad Kelly, QB, 2015-16	974	832—6800	7632	7.84	65		
4. John Fourcade, QB, 1978-81	1275	1301—5412	6713	5.16	47		
5. Romaro Miller, QB, 1997-2000	1031	102—6311	6413	6.22	46		
6. Kent Austin, QB, 1981-85	1252	(-5)—6184	6179	4.9	32		
7. Jordan Ta'amu, QB, 2017-18	764	507—5600	6107	7.99	40		
8. Archie Manning, QB, 1968-70	1077	823—4753	5576	5.16	56		
9. Jevan Snead, QB, 2008-09	787	161—5394	5555	7.06	52		
10. Mark Young, QB, 1985-88	614	60—4971	5031	8.2	38		
11. Russ Shows, QB, 1989-92	753	141—3778	3919	5.20	27		
12. John Darnell, QB, 1986-89	634	272—3253	3525	5.56	25		
13. Josh Nelson, QB, 1994-95	678	(-409)—3703	3294	4.9	26		
14. Shea Patterson, QB, 2016-17	481	153—3139	3292	6.84	24		
15. Norris Weese, QB, 1971-73	642	1211—1968	3179	4.95	33		
16. Deuce McAllister, RB, 1997-2000	619	3060—	52 3112	5.03	38		
17. Charlie Conerly, HB, 1942; 1946-47#	602	763—2313	3076	5.10	40		
18. Tim Ellis, QB, 1974-77	674	626—2339	2965	4.40	26		
19. Joe Gunn, RB, 1998-2001	630	2749—	0 2749	4.36	22		
20. Kayo Dottley, FB, 1947-50	481	2654—	0 2654	5.52	20		

Conerly's totals include five (1942) scoring passes for 166 yards plus statistics from two additional games. Complete figures for 1942 not available.

TDS RESPONSIBLE FOR

SEASON

Name, Year	No.
1. Chad Kelly, 2015	41
2. Eli Manning, 2003	32
3. Bo Wallace, 2012	31
Eli Manning, 2001	31
5. Jevan Snead, 2008	29
Charlie Conerly, 1947	29
7. Bo Wallace, 2014	27
8. Jordan Ta'amu, 2018	25
9. Chad Kelly, 2016	24
Bo Wallace, 2013	24

CAREER

Name, Years	No.
1. Eli Manning, 2000-03	86
2. Bo Wallace, 2012-14	82
3. Chad Kelly, 2015	65
4. Archie Manning, 1968-70	56
5. Jevan Snead, 2008-09	52
6. John Fourcade, 1978-81	47
7. Romaro Miller, 1997-2000	46
8. Deuce McAllister, 1997-2000	42
9. Charlie Conerly, 1942; 1946-47	40
Jordan Ta'amu, 2017-18	40

TOTAL AVERAGE PER PLAY

SEASON

(Minimum 200 offensive plays)

Name, Year (Plays-Yards)	Avg.
1. Chad Kelly, 2015 (565-4542)	8.04
2. Jordan Ta'amu, 2017 (230-1,847)	8.03
3. Jordan Ta'amu, 7.97 (534-4260)	7.97
4. Chad Kelly, 2016 (409-3090)	7.56
5. Parker Hall, 1938 (207-1,558)	7.53
6. Jevan Snead, 2008 (384-2,822)	7.35
7. Shea Patterson, 2017 (307-2,243)	7.31
8. Eli Manning, 2003 (489-3,572)	7.30
9. Jevan Snead, 2009 (403-2,733)	6.78
10. Bo Wallace, 2014 (502-3,393)	6.76

CAREER

(Minimum 400 offensive plays)

Name, Years (Plays-Yards)	Avg.
1. Jordan Ta'amu, 2017-18 (765-6107)	7.99
2. Chad Kelly, 2015-16 (974-7,632)	7.84
3. Jevan Snead, 2008-09 (787-5,555)	7.06
4. Shea Patterson, 2016-17 (481-3,292)	6.84
5. Eli Manning, 2000-03 (1,491-9,984)	6.70
6. Bo Wallace, 2012-14 (1,581-10,478)	6.63
7. Stewart Patridge, 1994; 1996-97 (408-2,559)	6.27
8. Romaro Miller, 1997-2000 (1,031-6,413)	6.22
9. Jeremiah Masoli, 2010 (417-2,583)	6.19
10. John Darnell, 1986-89 (634-3,525)	5.56

TOTAL OFFENSIVE PLAYS

SEASON

Name, Year	No.
1. Bo Wallace, 2013	568
2. Chad Kelly, 2015	565
3. Jordan Ta'amu, 2018	534
4. Eli Manning, 2002	520
5. Bo Wallace, 2012	511
6. Bo Wallace, 2014	502
7. Eli Manning, 2003	489
8. Eli Manning, 2001	442
9. John Fourcade, 1980	411
John Darnell, 1989	411

CAREER

Name, Years	No.
1. Bo Wallace, 2012-14	1,581
2. Eli Manning, 2000-03	1,491
3. John Fourcade, 1978-81	1,275
4. Kent Austin, 1981-85	1,252
5. Archie Manning, 1968-70	1,077
6. Romaro Miller, 1997-2000	1,031
7. Mark Young, 1985-88	1,013
8. Chad Kelly, 2015-16	974
9. Jevan Snead, 2008-09	787
10. Jordan Ta'amu, 2017-18	764

RECEIVING RECORDS

RECEPTIONS

SINGLE GAME

Player, Opponent, Date	No	Yds	Avg	TD
1. A.J. Brown, Louisiana, 11-11-2017	14	185	13.2	2
Laquon Treadwell, Memphis, 10-17-2015	14	144	10.3	1
3. Floyd Franks, Alabama, 10-4-69	13	191	14.7	1
Barney Poole, Chattanooga, 11-15-47	13	95	7.3	1
5. Elijah Moore, South Carolina, 11-3-2018	11	129	11.7	0
Bill Flowers, Arkansas, 10-26-2002	11	88	8.0	0
7. A.J. Brown, Auburn, 10-20-2018	10	155	15.5	1
Chris Collins, Arkansas, 10-26-2002	10	138	13.8	1
LeMay Thomas, Vanderbilt, 10-28-95	10	130	13.0	1
Chris Collins, South Carolina, 11-1-2003	10	125	12.5	2
Mike Espy, Tennessee, 10-1-2005	10	115	11.5	0
A.J. Brown, Auburn, 10-7-2017	10	109	10.9	0
Laquon Treadwell, 11-1-2014	10	103	10.3	1
DaMarkus Lodge, Arkansas, 10-13-2018	10	80	8.0	1
Van Jefferson, California, 9-16-2017	10	94	9.4	0
Buford McGee, Tennessee, 11-13-82	10	62	6.2	1

17. 22 tied with 9 receptions

SEASON

Player, Position, Year	No	Yds	Avg	TD
1. A.J. Brown, WR, 2018	85	1,320	15.5	6
2. Laquon Treadwell, WR, 2015	82	1,153	14.1	11
3. Chris Collins, SE, 2003	77	949	12.3	7
4. A.J. Brown, WR, 2017	75	1,252	16.7	11
5. Laquon Treadwell, WR, 2013	72	608	8.4	5
6. Shay Hodge, SE, 2009	70	1,135	16.2	8
7. Donte Moncrief, WR, 2012	66	979	14.8	10
8. Evan Ingram, TE, 2016	65	926	14.2	8
DaMarkus Lodge, WR, 2018	65	877	13.5	4
10. Donte Moncrief, WR, 2013	59	938	15.9	6
11. LeMay Thomas, SE, 1995	56	801	14.3	3
12. Chris Collins, WR, 2002	55	812	14.8	10
13. Floyd Franks, SE, 1969	54	720	13.3	2
Chris Collins, SE, 2001	54	692	12.8	6
15. Bill Flowers, WR, 2002	53	588	11.1	3
16. Mike Espy, WR, 2005	52	543	10.4	3
Barney Poole, E, 1947	52	511	9.6	8
18. Van Jefferson, WR, 2016	49	543	11.1	3
19. Laquon Treadwell, WR, 2014	48	632	13.2	5
20. Michael Harmon, SE, 1981	46	750	16.3	1
Damore'ea Stringfellow, WR, 2016	46	716	15.6	6
Floyd Franks, SE, 1970	46	668	14.5	7
Cory Peterson, WR, 1999	46	610	13.3	4

CAREER

Player, Position, Years	No	Yds	Avg	TD
1. Laquon Treadwell, WR, 2013-15	202	2393	11.8	21
2. Chris Collins, SE-WR, 2000-03	198	2621	13.2	24
3. A.J. Brown, WR, 2016-18	189	2984	15.8	19
4. Shay Hodge, SE, 2006-09	173	2646	15.3	22

5. Evan Ingram, TE, 2013-16	162	2320	14.3	15
6. Donte Moncrief, WR, 2011-13	156	2371	15.2	20
7. Bill Flowers, WR, 2001-04	149	1795	12.0	10
8. Grant Heard, WR, 1996-2000	142	2029	14.3	16
9. Ta'Boris Fisher, WB, 1993-94; H-B, 1995-96	139	1511	10.9	7
10. Mike Espy, WR, 2002-05	136	1779	13.1	9
Ja-Mes Logan, WR, 2010-13	136	1734	12.8	6
12. Cory Peterson, WR, 1996-99	135	1842	13.6	9
13. Dexter McCluster, RB-FL, 2006-09	130	1703	13.1	7
14. Floyd Franks, SE, 1968-70	127	1707	13.4	11
15. Willie Green, SE, 1986-89	126	2274	18.0	12
16. DaMarkus Lodge, WR, 2015-18	122	1790	14.7	14
17. Michael Harmon, SE, 1979-82	119	1760	14.8	7
18. J.R. Ambrose, FL, 1984-87	118	2012	17.1	13
19. Buford McGee, TB, 1979-83	112	856	7.6	4
20. Quincy Adeboyejo, WR, 2013-16	106	1454	13.7	11

YARDS

SINGLE GAME

Player, Opponent, Date	No	Yds	Avg	TD
1. A.J. Brown, South Alabama, 9-2-2017	8	233	29.1	2
2. A.J. Brown, Vanderbilt, 11-17-2018	9	212	23.5	1
3. Eddie Small, Vanderbilt, 9-18-93	6	210	35.0	2
4. Pat Coleman, Arkansas State, 9-16-89	6	200	33.3	3
5. Floyd Franks, Alabama, 10-4-69	13	191	14.7	1
6. A.J. Brown, Louisiana, 11-11-2017	14	185	13.2	2
7. DaMarkus Lodge, ULM, 10-6-2018	9	179	19.9	1
8. Evan Ingram, Mississippi State, 11-29-2014	5	176	35.2	0
9. A.J. Brown, Vanderbilt, 10-14, 2017	8	174	21.8	2
10. Donte Moncrief, Mississippi State, 11-24-2012	7	173	24.7	3
11. Grant Heard, UNLV, 10-28-2000	7	169	24.1	2
Shay Hodge, Northern Arizona, 11-7-2009	7	169	24.1	2
13. A.J. Brown, Mississippi State, 11-23-2017	6	167	27.8	1
14. Cory Peterson, Memphis, 9-5-98	9	164	18.2	2
15. Donte Moncrief, LSU, 11-17-2012	6	161	26.8	2
16. Ja-Mes Logan, Vanderbilt, 11-10-2012	8	160	20.0	0
17. A.J. Brown, Southern Illinois, 9-8-2018	8	158	19.8	2
18. Mike Espy, Texas Tech, 9-27-2003	6	157	26.2	1
19. A.J. Brown, UT Martin, 9-9-2017	8	156	19.5	2
20. A.J. Brown, Auburn, 10-20-2018	10	155	15.5	1

YARDS

SEASON

Name, Year	Yards
1. A.J. Brown, 2018	1,320
2. A.J. Brown, 2017	1,252
3. Laquon Treadwell, 2015	1,153
4. Shay Hodge, 2009	1,135
5. Donte Moncrief, 2012	979
6. Chris Collins, 2003	949
7. Donte Moncrief, 2013	938
8. Evan Ingram, 2016	926
9. DaMarkus Lodge, 2018	877
10. Willie Green, 1989	816

CAREER

Name, Years	Yards
1. A.J. Brown, 2016-18	2,984
2. Shay Hodge, 2006-09	2,646
3. Chris Collins, 2000-03	2,621
4. Laquon Treadwell, 2013-15	2,393
5. Donte Moncrief, 2011-13	2,371
6. Evan Ingram, 2013-16	2,320
7. Willie Green, 1986-89	2,274
8. Grant Heard, 1996-2000	2,029
9. J.R. Ambrose, 1984-87	2,012
10. Mike Wallace, 2005-08	1,910

TOUCHDOWNS

SEASON

Name, Year	No.
1. A.J. Brown, 2017	11
Laquon Treadwell, 2015	11
2. Donte Moncrief, 2012	10
Chris Collins, 2002	10
4. Grant Heard, 2000	9
Ken Toler, 1980	9
6. Evan Ingram, 2016	8
Shay Hodge, 2009	8
Shay Hodge, 2008	8
Roell Preston, 1994	8
Burney Veazey, 1972	8
Barney Poole, 1947	8

100-YARD GAMES

CAREER

Name, Years	No.
1. Chris Collins, 2000-03	24
2. Shay Hodge, 2006-09	22
3. Laquon Treadwell, 2013-15	21
4. Donte Moncrief, 2011-13	20
5. A.J. Brown, 2016-18	19
6. Grant Heard, 1996-2000	16
7. Evan Ingram, 2013-16	15
8. Mike Wallace, 2005-08	15
9. DaMarkus Lodge, 2015-18	14
D.K. Metcalf, 2016-18	14

SEASON

Name, Year	No.
1. A.J. Brown, 2018	6
Laquon Treadwell, 2015	6
3. Donte Moncrief, 2013	5
Shay Hodge, 2009	5
5. Evan Ingram, 2016	4
Donte Moncrief, 2012	4
Mike Wallace, 2008	4
Chris Collins, 2003	4
Chris Collins, 2001	4

CAREER

Name, Years	No.
1. A.J. Brown, 2015-18	12
2. Chris Collins, 2000-03	11
3. Donte Moncrief, 2011-13	9
Laquon Treadwell, 2013-15	9
5. Evan Ingram, 2013-16	7
6. Mike Wallace, 2005-08	6
Shay Hodge, 2006-09	6
8. D.K. Metcalf, 2015-18	4
Floyd Franks, 1968-70	4

CAREER RECEPTIONS (TIGHT ENDS)

Name, Years	No.
1. Evan Ingram, 2013-16	162
2. Jim Poole, 1969-71	94
3. Rufus French, 1996-98	84
4. Kris Mangum, 1994-96	74
5. Barney Poole, 1947-48	70
6. Butch Veazey, 1971-73	58
7. Allen Brown, 1962-64	51
8. Curtis Weathers, 1974, 1976-77	49
9. Doug Zeigler, 1999-2002	48
10. Wesley Walls, 1988	36
Bill Eubanks, 1940-41	36

CAREER RECEIVING YARDS (TIGHT ENDS)

Name, Years	Yards
1. Evan Ingram, 2013-16	2,320
2. Jim Poole, 1969-71	1,013
3. Curtis Weathers, 1974-, 1976-77	835
4. Rufus French, 1996-98	814
5. Barney Poole, 1947-48	766
6. Kris Mangum, 1994-96	729
7. Butch Veazey, 1971-73	728
8. Doug Zeigler, 1999-2002	612
9. Jack Stribling, 1949	598
10. Allen Brown, 1962-64	584

CAREER RECEIVING TDS (TIGHT ENDS)

Name, Years	No.
1. Evan Ingram, 2013-16	15
2. Butch Veazey, 1971-73	12
3. Barney Poole, 1947-48	11
4. Woody Dabbs, 1960-62	9
5. Larry Grantham, 1957-59	8
6. Don Williams, 1955-57	7
7. Curtis Weathers, 1974-, 1976-77	6
Wes Sullivan, 1960-61	6
9. Doug Zeigler, 1999-2002	5
Ralph Smith, 1959-61	5
Johnny Brewer, 1957, 1959-60	5
Jack Stribling, 1949	5

ALL-PURPOSE RECORDS

SINGLE GAME

Player, Opponent, Date	Rush	Rec	Ret	Total
1. Dexter McCluster, Tennessee, 11-14-2009	282	42	0	324
2. Deuce McAllister, Arkansas, 11-6-99	125	34	158	317
3. John Avery, Alabama, 10-25-97	148	10	152	292
4. Deuce McAllister, Alabama, 10-16-99	63	54	152	269
5. Dexter McCluster, Memphis, 9-3-2006	60	86	122	268
6. Dexter McCluster, Arkansas, 10-24-2009	123	137	0	260
7. Deuce McAllister, LSU, 10-30-99	140	16	102	258
8. Deuce McAllister, Auburn, 9-9-2000	104	1	152	257
Pat Coleman, Tulane, 10-21-89	0	92	165	257
10. Brandon Bolden, Fresno State, 9-25-2010	228	15	0	243
11. Dou Innocent, Mississippi State, 11-25-97	242	0	0	242
12. Mike Wallace, Vanderbilt, 9-20-2008	0	36	202	238
13. A.J. Brown, South Alabama, 9-2-2017	0	233	0	233
14. Dexter McCluster, Oklahoma State, 1-2-2010	184	45	0	229
Chris Collins, Kentucky, 9-29-2001	38	119	72	229
16. BenJarvus Green-Ellis, Missouri, 9-8-2007	226	0	0	226
17. Mike Wallace, Arkansas, 10-25-2008	17	120	85	222
18. Brandon Bolden, Louisiana-Lafayette, 11-6-2010	136	80	0	216
John Avery, Arkansas State, 10-26-96	65	31	120	216

SEASON

Player, Year	Rush	Rec	Ret	Total
1. Mike Wallace, 2008	92	784	861	1737
2. Dexter McCluster, 2009	1169	520	28	1717
3. Deuce McAllister, 1999	809	201	682	1692
4. Parker Hall, 1938	807	0	722	1529
5. Deuce McAllister, 2000	767	190	531	1488
6. Jaylen Walton, 2015	730	164	494	1388
7. Kayo Dottley, 1949	1312	29	22	1363
8. Jaylen Walton, 2013	523	322	515	1360
John Avery, 1996	788	99	473	1360
10. A.J. Brown, 2018	0	1320	0	1320
Brandon Bolden, 2010	976	344	0	1320

12. A.J. Brown, 2017	0	1252	50	1302
13. John Avery, 1997	862	113	315	1290
14. Dexter McCluster, 2008	655	625	0	1280
15. Jordan Wilkins, 2017	1011	241	-1	1251
16. Junie Hovious, 1940	407	133	699	1239
17. Deuce McAllister, 1998	1082	154	0	1236
18. Doug Cunningham, 1966	653	132	438	1223
19. Pat Coleman, 1989	29	595	594	1218
20. Mike Wallace, 2007	0	716	483	1199

CAREER

Player, Years	Rush	Rec	Ret	Total
1. Deuce McAllister, 1997-2000	3060	616	1213	4889
2. Jaylen Walton, 2012-15	1957	749	2036	4742
3. Dexter McCluster, 2006-09	1955	1703	431	4089
4. Brandon Bolden, 2008-11	2604	807	270	3681
5. Mike Wallace, 2005-08	94	1910	1392	3396
6. Chris Collins, 2000-03	101	2621	552	3274
7. Mike Espy, 2002-05	45	1779	1416	3240
8. J.R. Ambrose, 1984-87	129	2012	1045	3186
9. Joe Gunn, 1998-2001	2749	374	0	3123
10. A.J. Brown, 2015-18	0	2984	50	3034
11. Doug Cunningham, 1964-66	840	259	1829	2928
12. Junie Hovious, 1938-41	1017	305	1578	2900
13. Freddie Lee Williams, 1976-79	1216	597	1059	2872
14. Dou Innocent, 1991-92; 1994-95	2322	392	121	2835
15. Kayo Dottley, 1947-50	2654	139	33	2826
16. Paul Hofer, 1972-75	1430	182	1133	2745
17. Michael Harmon, 1980-82	7	1760	908	2675
18. Ta'Boris Fisher, 1993-96	13	1511	1150	2674
19. John Avery, 1996-97	1650	212	788	2650
20. Shay Hodge, 2006-09	0	2646	0	2646

SCORING RECORDS

POINTS SCORED

SINGLE GAME

Player, Opponent, Date	TD	EP	FG	TP
1. Showboat Boykin, Mississippi State, 12-1-51.....*	†7	0	0	*†42
2. Jimmy Patton, Tulane, 10-17-53.....	4	2	0	26
3. Dexter McCluster, Tennessee, 11-14-2009.....	4	0	0	24
Randy Baldwin, Arkansas State, 9-22-90.....	4	0	0	24
Greg Ainsworth, Mississippi State, 11-25-72.....	4	0	0	24
Eddie Crawford, LSU, 11-3-56.....	4	0	0	24
7. Jonathan Nichols, Texas Tech, 9-27-2003.....	0	3	6	21
8. Archie Manning, LSU, 11-1-69.....	3	^1	0	20
Parker Hall, Centenary, 10-22-38.....	3	2	0	20
10. Bryson Rose, Louisiana-Lafayette, 11-6-2010.....	0	4	5	19
Ray Hapes, W. Tennessee Teachers, 9-28-35.....	3	1	0	19

SEASON

Player, Position, Year	TD	EP	FG	TP
1. Jonathan Nichols, PK, 2003.....	0	49	25	124
2. Gary Wunderlich, K, 2015.....	0	63	19	120
3. Luke Logan, K, 2018.....	0	45	22	111
4. Gary Wunderlich, K, 2016.....	0	41	22	107
5. Bryson Rose, K, 2012.....	0	49	18	103
Joshua Shene, PK, 2008.....	0	52	17	103
7. Brandon Bolden, RB, 2010.....	17	0	0	102
Deuce McAllister, RB, 2000.....	17	0	0	102
9. Bryson Rose, K, 2010.....	0	43	16	91
10. Andrew Ritter, K, 2013.....	0	42	16	90
11. Joshua Shene, PK, 2009.....	0	43	15	88
12. Archie Manning, QB, 1969.....	14	^1	0	86
13. Jonathan Nichols, PK, 2002.....	0	40	15	85
Gary Wunderlich, K, 2017.....	0	34	17	85
15. John Dottley, FB, 1949.....	14	0	0	84
Scottie Phillips, RB, 2018.....	14	0	0	84
17. Jonathan Nichols, PK, 2004.....	0	19	20	79
18. Les Binkley, K, 1999.....	0	36	14	78
Deuce McAllister, RB, 1999.....	13	0	0	78
Randy Baldwin, HB, 1990.....	13	0	0	78

CAREER

Player, Position, Years	TD	EP	FG	TP
1. Gary Wunderlich, K, 2014-16.....	0	158	64	350
2. Jonathan Nichols, K, 2001-04.....	0	155	63	344
3. Joshua Shene, PK, 2006-09.....	0	139	57	310
4. Deuce McAllister, RB, 1997-2000.....	41	0	0	246
5. Bryson Rose, K, 2009-12.....	0	114	43	243
6. Brian Lee, K, 1989-92.....	0	84	41	207
7. Bryan Owen, K, 1985-88.....	0	92	38	206
8. Brandon Bolden, RB, 2008-11.....	33	0	0	198
9. Tim Montz, K, 1993-96.....	0	75	35	180
10. Hoppy Langley, KS, 1976-79.....	0	76	34	178
11. Steve Lavinghouze, KS, 1972-75.....	0	71	29	158
Joe Gunn, RB, 1998-2001.....	26	^1	0	158
13. Archie Manning, QB, 1968-70.....	25	2	0	154
14. Paige Cothren, FB, 1954-56.....	12	42	12	151
15. Chris Collins, WR, 2000-03.....	25	0	0	150
16. Les Binkley, K, 1999-2000.....	0	73	23	142
17. Randy Baldwin, HB, 1989-90.....	23	0	0	138
Jaylen Walton, RB, 2012-15.....	23	0	0	138
19. Todd Gatlin, K, 1980-82.....	0	62	24	134
Jimmy Keyes, MG, 1965-67.....	1	53	25	134

* NCAA Record † SEC Record ^ Two-point conversion

POINTS KICKING

SINGLE GAME

Player, Opponent, Date	EPA — M	FGA — M	TP
1. Jonathan Nichols, Texas Tech, 9-27-2003.....	3 — 3	6 — 6	21
2. Bryson Rose, Louisiana-Lafayette, 11-6-2010.....	4 — 4	5 — 5	19
3. Luke Logan, Texas Tech, 9-1-2018.....	5 — 5	4 — 4	17

Luke Logan, Vanderbilt, 11-17-2018.....	2 — 2	5 — 5	17
5. Walter Grant, UT-Chattanooga, 9-11-93.....	4 — 4	4 — 4	16
Brian Lee, Tulane, 8-31-91.....	1 — 1	5 — 5	16
7. Bryan Owen, Kentucky, 10-11-86.....	3 — 3	5 — 4	15
8. Luke Logan, South Carolina, 11-3-2018.....	5 — 5	3 — 3	14
Bryson Rose, Vanderbilt, 11-10-2012.....	2 — 2	5 — 4	14
Jonathan Nichols, Wyoming, 9-25-2004.....	2 — 2	4 — 4	14
Jonathan Nichols, Vanderbilt, 9-18-2004.....	2 — 2	4 — 4	14
12. Gary Wunderlich, Kentucky, 11-4-2017.....	4 — 4	3 — 3	13
Gary Wunderlich, Arkansas, 10-28-2017.....	4 — 4	3 — 3	13
Luke Logan, Vanderbilt, 10-14-2017.....	7 — 7	2 — 2	13
Gary Wunderlich, Georgia Southern, 11-5-2016.....	4 — 4	3 — 3	13
Gary Wunderlich, Alabama, 9-17-2016.....	4 — 4	3 — 3	13
Gary Wunderlich, Alabama, 9-19-2015.....	4 — 4	3 — 3	13
Joshua Shene, LSU, 11-21-2009.....	1 — 1	5 — 4	13
Jonathan Nichols, Arkansas, 10-25-2003.....	1 — 1	4 — 4	13
Jonathan Nichols, Arkansas State, 10-11-2003.....	7 — 7	2 — 2	13
Jonathan Nichols, Vanderbilt, 9-21-2002.....	4 — 4	3 — 3	13
Todd Gatlin, LSU, 10-31-81.....	1 — 1	4 — 4	13

SEASON

Player, Year	EPA — M	Pct	FGA — M	Pct	TP
1. Jonathan Nichols, 2003.....	49 — 49	1.000	29 — 25	.862	124
2. Gary Wunderlich, 2015.....	63 — 63	1.000	25 — 19	.760	120
3. Luke Logan, 2018.....	45 — 46	.978	22 — 27	.815	111
4. Gary Wunderlich, 2016.....	43 — 41	.953	23 — 22	.957	107
5. Bryson Rose, 2012.....	49 — 49	1.000	28 — 18	.643	103
Joshua Shene, 2008.....	52 — 52	1.000	21 — 17	.810	103
7. Bryson Rose, 2010.....	44 — 43	.977	18 — 16	.889	91
8. Andrew Ritter, 2013.....	45 — 42	.933	24 — 16	.667	90
9. Joshua Shene, 2009.....	45 — 43	.956	20 — 15	.750	88
10. Gary Wunderlich, K, 2017.....	36 — 34	.944	21 — 17	.810	85
Jonathan Nichols, 2002.....	40 — 40	1.000	20 — 15	.750	85
12. Jonathan Nichols, 2004.....	19 — 19	1.000	27 — 20	.741	79
13. Les Binkley, 1999.....	36 — 36	1.000	16 — 14	.875	78
14. Brian Lee, 1992.....	25 — 25	1.000	24 — 15	.625	70
15. Tim Montz, 1994.....	30 — 30	1.000	17 — 12	.706	66
16. Les Binkley, 2000.....	39 — 37	.949	13 — 9	.692	64
Brian Lee, 1991.....	26 — 25	.962	19 — 13	.684	64
18. Joshua Shene, 2006.....	20 — 20	1.000	17 — 14	.824	62
19. Walter Grant, 1993.....	24 — 23	.960	20 — 12	.600	59
Bryan Owen, 1987.....	24 — 23	.958	16 — 12	.750	59

CAREER

Player, Years	EPA — M	Pct	FGA — M	Pct	TP
1. Gary Wunderlich, 2014-17.....	162 — 158	.975	77 — 64	.831	350
2. Jonathan Nichols, 2001-04.....	157 — 155	.987	82 — 63	.768	344
3. Joshua Shene, 2006-09.....	142 — 139	.979	75 — 57	.760	310
4. Bryson Rose, 2009-12.....	116 — 114	.983	57 — 43	.754	243
5. Brian Lee, 1989-92.....	87 — 84	.966	75 — 41	.547	207
6. Bryan Owen, 1985-88.....	98 — 92	.939	58 — 38	.655	206
7. Tim Montz, 1993-96.....	77 — 75	.974	51 — 35	.686	180
8. Hoppy Langley, 1976-79.....	82 — 76	.927	63 — 34	.540	178
9. Steve Lavinghouze, 1972-75.....	74 — 71	.959	53 — 29	.547	158
10. Les Binkley, 1999-2000.....	75 — 73	.973	29 — 23	.793	142
11. Todd Gatlin, 1980-82.....	67 — 62	.925	40 — 24	.600	134
12. Jimmy Keyes, 1965-67.....	55 — 53	.964	49 — 25	.510	128
13. Luke Logan, 2017-18.....	54 — 55	.982	24 — 30	.800	124
14. Andrew Ritter, 2009-13.....	45 — 42	.933	24 — 16	.667	90
15. Bobby Khayat, 1957-59.....	62 — 55	.887	22 — 9	.409	82
16. Billy Carl Irwin, 1962-64.....	55 — 49	.891	18 — 10	.556	79
Paige Cothren, 1954-56.....	52 — 43	.827	27 — 12	.444	79
18. Cloyce Hinton, 1969-71.....	45 — 41	.911	32 — 12	.375	77
19. Perry King, 1968-69.....	49 — 44	.898	17 — 6	.353	62
20. Walter Grant, 1993.....	24 — 23	.958	20 — 12	.600	59

TOUCHDOWNS

SEASON

Name, Pos., Year	No.
1. Deuce McAllister, RB, 2000	17
Brandon Bolden, RB, 2010	17
3. Kayo Dottley, FB, 1949	14
Archie Manning, QB, 1969	14
Scottie Phillips, RB, 2018	14
6. Randy Baldwin, HB, 1990	13
Deuce McAllister, RB, 1999	13
8. Ray Hapes, FB, 1935	12
Merle Hapes, FB, 1940	12
10. A.J. Brown, WR, 2017	11
Parker Hall, TB, 1938	11
Charlie Flowers, FB, 1959	11
Greg Ainsworth, TB, 1971	11
Marvin Courtney, RB, 1991	11
Laqun Treadwell, WR, 2015	11

CAREER

Name, Pos., Years	No.
1. Deuce McAllister, RB, 1997-2000	41
2. Brandon Bolden, RB, 2008-11	33
3. Joe Gunn, RB, 1998-2001	26
4. Archie Manning, QB, 1968-70	25
Chris Collins, WR, 2000-03	25
6. Randy Baldwin, HB, 1989-90	23
Jaylen Walton, RB, 2012-15	23
8. John Fourcade, QB, 1978-81	22
Dexter McCluster, RB-WR, 2006-09	22
9. Kayo Dottley, FB, 1947-50	21
Laqun Treadwell, WR, 2013-15	21

FIELD GOALS MADE

SEASON

Name, Year	No.
1. Jonathan Nichols, 2003	25
2. Luke Logan, 2018	22
Gary Wunderlich, 2016	22
4. Jonathan Nichols, 2004	20
5. Gary Wunderlich, 2015	19
6. Bryson Rose, 2012	18
7. Gary Wunderlich, 2017	17
Joshua Shene, 2008	17
9. Andrew Ritter, 2013	16
Bryson Rose, 2010	16

CAREER

Name, Years	No.
1. Gary Wunderlich, 2014-17	64
2. Jonathan Nichols, 2001-04	63
3. Joshua Shene, 2006-09	57
4. Bryson Rose, 2009-12	43
5. Brian Lee, 1989-92	41
6. Bryan Owen, 1985-88	38
7. Tim Montz, 1993-96	35
8. Hoppy Langley, 1976-79	34
9. Steve Lavinghouze, 1972-75	29
10. Jimmy Keyes, 1965-67	25

PATS MADE

SEASON

Name, Year	No.
1. Gary Wunderlich, 2015	63
2. Joshua Shene, 2008	52
3. Bryson Rose, 2012	49
Jonathan Nichols, 2003	49
5. Jonathan Nichols, 2001	47
6. Luke Logan, 2018	45
7. Bryson Rose, 2010	43
Joshua Shene, 2009	43
9. Andrew Ritter, 2013	42
10. Gary Wunderlich, 2016	41

CAREER

Name, Years	No.
1. Gary Wunderlich, 2014-17	158
2. Jonathan Nichols, 2001-04	155
3. Joshua Shene, 2006-09	139
4. Bryson Rose, 2009-12	114
5. Bryan Owen, 1985-88	92
6. Brian Lee, 1989-92	84
7. Hoppy Langley, 1976-79	76
8. Tim Montz, 1993-96	75
9. Les Binkley, 1999-2000	73
10. Steve Lavinghouze, 1972-75	71

YEAR-BY-YEAR SCORING LEADERS

Year	Player, Position	TD	EP-EPA	FG-FGA	TP	1978	1979	1980	1981
2018	Luke Logan, K	0	45-46	22-26	111	0	18-19	11-18	51
2017	Gary Wunderlich, K	0	34-46	17-21	85	10	—	—	60
2016	Gary Wunderlich, K	0	41-43	22-23	107	0	13-13	9-14	40
2015	Gary Wunderlich, K	0	63-63	19-25	120	0	18-18	10-14	48
2014	Jaylen Walton, RB	7	—	—	42	0	16-16	5-12	31
2013	Andrew Ritter, K	0	42-45	16-24	90	0	25-25	9-17	52
2012	Bryson Rose, K	0	49-49	18-28	103	8	—	—	48
2011	Bryson Rose, K	0	20-21	9-11	47	11	—	—	66
2010	Brandon Bolden, RB	17	—	—	102	8	—	—	48
2009	Joshua Shene, K	0	43-45	15-20	88	14	1-2	—	86
2008	Joshua Shene, K	0	52-52	17-21	103	7	—	—	42
2007	Joshua Shene, K	0	24-25	11-17	57	0	14-15	9-14	41
2006	Joshua Shene, K	0	20-20	14-17	62	0	20-20	10-17	50
2005	Mike Espy, WR	4	—	—	24	8	—	—	48
2004	Jonathan Nichols, K	0	19-19	20-27	79	0	21-23	7-11	42
2003	Jonathan Nichols, K	0	49-49	25-29	124	1	23-27	3-6	38
2002	Jonathan Nichols, K	0	40-40	15-20	85	8	—	—	48
2001	Joe Gunn, RB	10	—	—	60	10	—	—	60
2000	Deuce McAllister, RB	17	—	—	102	7	0-1	—	42
1999	Deuce McAllister, RB	13	—	—	78	11	0-1	—	66
1998	Deuce McAllister, RB	7	36-36	14-16	78	6	3-3	—	39
1997	John Avery, RB	8	—	—	48	7	0-2	—	42
1996	Tim Montz, K	0	26-26	7-14	47	8	4-7	—	52
1995	Tim Montz, K	0	17-19	13-19	56	6	20-25	6-15	74
1994	Tim Montz, K	0	30-30	12-17	66	6	—	—	60
1993	Walter Grant, K	0	23-24	12-20	59	7	—	—	42
1992	Brian Lee, K	0	25-25	15-24	70	7	—	—	48
1991	Marvin Courtney, RB	11	1-1	—	68	8	—	—	48
1990	Randy Baldwin, HB	13	—	—	78	10	—	—	60
1989	Randy Baldwin, RB	10	—	—	60	6	16	23-32	59
1988	Bryan Owen, K	0	18-19	11-15	51	4	—	—	84
1987	Bryan Owen, K	0	23-24	12-16	59	5	—	—	30
1986	Bryan Owen, K	0	28-28	8-15	52	9	—	—	54
1985	Bryan Owen, K	0	23-25	7-12	44	6	5-6	—	29
1984	John Howard, K	0	13-16	13-20	52	4	—	—	36
1983	Buford McGee, TB	7	—	—	42	12	—	—	72
1982	Todd Gatlin, KS	0	21-22	9-16	48	9	11-19	—	65
1981	Todd Gatlin, KS	0	13-14	10-14	43	4	9-11	—	33
1980	Ken Toler, SE	9	—	—	54	11	7-13	—	73
1979	Leon Perry, FB	10	1-1	—	62	12	2-2	—	74

PATS ATTEMPTED

SEASON

Name, Year	No.
1. Gary Wunderlich, 2015	63
2. Joshua Shene, 2008	52
3. Bryson Rose, 2012	49
Jonathan Nichols, 2003	49
Jonathan Nichols, 2001	49
6. Luke Logan, 2018	46
7. Andrew Ritter, 2013	45
Joshua Shene, 2009	45
9. Bryson Rose, 2010	44
10. Gary Wunderlich, 2016	43

CAREER

Name, Years	No.
1. Gary Wunderlich, 2014-17	162
2. Jonathan Nichols, 2001-04	157
3. Joshua Shene, 2006-09	142
4. Bryson Rose, 2009-12	116
5. Bryan Owen, 1985-88	98
6. Brian Lee, 1989-92	87
7. Hoppy Langley, 1976-79	82
8. Tim Montz, 1993-96	77
9. Les Binkley, 1999-2000	75
10. Steve Lavinghouze, 1972-75	74

KICKOFF RETURN RECORDS

SINGLE GAME

Player, Opponent, Date	No	Yds	Avg	LP	TD
1. Mike Wallace, Vanderbilt, 9-20-2008	6	202	33.7	98	1
2. Marshay Green, Florida, 9-22-2007	6	159	26.5	42	0
3. Deuce McAllister, Arkansas, 11-6-99	3	158	52.7	100	1
4. Deuce McAllister, Alabama, 10-16-99	6	152	25.3	46	0
5. Jesse Grandy, Auburn, 10-31-2009	5	150	30.0	82	1
6. Jesse Grandy, Auburn, 10-30-2010	7	148	21.1	32	0
7. Marshay Green, Missouri, 9-8-2007	6	146	24.3	30	0
8. Jesse Grandy, Mississippi State, 11-28-2009	7	143	20.4	30	0
9. Ronald McClendon, Texas Tech, 9-27-2003	5	141	28.2	41	0
10. Carlos Davis, Vanderbilt, 11-19-2016	5	137	27.4	60	0
11. Bryan Brown, South Carolina, 11-1-2003	6	134	22.3	36	0
John Avery, Alabama, 10-25-97	3	134	44.7	100	1
Doug Cunningham, Mississippi State, 12-5-64	3	134	44.7	81	1
14. Tobias Singleton, Alabama, 10-15-2011	5	131	26.2	47	0
15. Carlos Davis, Mississippi State, 11-26-2016	6	129	21.5	30	0
16. Carlos Davis, LSU, 10-22-2016	6	124	20.7	28	0
17. Jason Armstead, Mississippi State, 11-22-2001	5	123	24.6	30	0
18. Dexter McCluster, Memphis, 9-3-2006	5	122	24.4	39	0
Tyrone Ashley, Alabama, 10-7-89	6	122	20.3	24	0

SEASON

Player, Year	No	Yds	Avg	LP	TD
1. Mike Wallace, 2008	35	861	24.6	98	1
2. Jaylon Jones, 2017	31	775	25.0	97	1
3. Carlos Davis, 2016	33	754	22.8	62	0
4. Jesse Grandy, 2009	29	746	25.7	88	2
5. Deuce McAllister, 1999	25	652	26.1	100	1
6. Jaylon Walton, 2012	26	643	24.7	100	1
7. Marshay Green, 2007	27	631	23.4	42	0
8. Jesse Grandy, 2010	30	627	20.9	51	0
9. Pat Coleman, 1988	28	560	20.0	35	0
10. Tyrone Ashley, 1989	26	530	20.4	90	1
11. Freddie Williams, 1979	26	528	20.3	46	0

12. Jason Armstead, 2001	19	524	27.6	93	1
13. Vincent Brownlee, 1991	22	518	23.5	48	0
14. Tobias Singleton, 2011	21	516	24.6	47	0
15. Jaylen Walton, 2013	25	515	20.6	52	0
16. Willie Goodloe, 1985	22	506	23.0	63	0
17. Jaylen Walton, 2015	27	494	18.3	37	0
18. Mike Wallace, 2007	21	483	23.0	77	1
19. John Avery, 1996	17	473	27.8	100	2
20. Paul Hofer, 1973	19	457	24.1	45	0

CAREER

Player, Years	No	Yds	Avg	LP	TD
1. Jaylen Walton, 2012-15	96	2036	21.2	100	1
2. Mike Wallace, 2005-08	60	1392	23.2	98	2
3. Jesse Grandy, 2009-10	59	1373	23.3	88	2
4. Paul Hofer, 1972-75	51	1133	22.2	45	0
5. Freddie Williams, 1976-79	51	1059	20.8	50	0
6. Tyrone Ashley, 1989-91	49	1043	21.3	90	2
7. Deuce McAllister, 1997-2000	45	992	22.0	100	1
8. Marshay Green, 2006-09	41	984	24.0	62	0
9. Willie Goodloe, 1984-87	48	977	20.4	63	0
10. Malvin Gipson, 1978-81	45	944	20.9	54	0
11. J.R. Ambrose, 1984-87	41	938	22.9	94	1
12. Pat Coleman, 1988-89	44	912	20.7	38	0
13. Doug Cunningham, 1964-66	35	888	25.4	81	1
14. Jaylon Jones, 2016-17	33	885	26.8	97	2
15. Jason Armstead, 2001-02	38	878	23.1	93	1
16. Carlos Davis, 2012-16	40	856	21.4	62	0
17. John Avery, 1996-97	30	788	26.3	100	3
18. Mark Smith, 1992-95	26	734	28.2	55	0
19. Ronald McClendon, 2002-03	33	706	21.4	44	0

PUNT RETURN RECORDS

SINGLE GAME

Player, Opponent, Date	No	Yds	Avg	LP	TD
1. Jason Armstead, Memphis, 9-7-2002	8	157	19.6	62	1
2. Will Glover, Chattanooga, 11-15-47	4	151	37.8	75	1
3. Junie Hovious, Georgia, 10-12-40	4	145	36.3	96	1
4. Vincent Brownlee, Vanderbilt, 10-26-91	3	130	43.3	68	1
5. Jackie Flack, Union, 9-21-40	6	120	20.0	—	0
6. Vincent Brownlee, Arkansas, 9-22-90	5	118	23.6	89	1
7. Cory Peterson, SMU, 9-26-98	3	116	38.7	92	1
Doug Cunningham, Southern Miss, 10-15-66	8	116	14.5	57	1
9. Pat Coleman, Memphis State, 9-3-88	5	107	21.4	83	1
10. Marshay Green, Oklahoma State, 1-2-2010	4	106	26.5	63	0
11. Marshay Green, Mississippi State, 11-25-2006	5	105	21.0	47	1
12. Jason Armstead, Mississippi State, 11-28-2002	3	100	33.3	51	0

SEASON

Player, Year	No	Yds	Avg	LP	TD
1. Junie Hovious, 1940	33	498	15.1	96	1
2. Junie Hovious, 1941	36	463	12.9	61	1
3. Doug Cunningham, 1965	33	395	11.9	75	1
4. Jason Armstead, 2002	32	383	12.0	62	1
5. Marshay Green, 2008	35	381	10.9	77	1
6. Tommy James, 1967	27	377	14.0	79	1
7. Mike Espy, 2003	43	369	8.6	37	0
8. Rick Kimbrough, 1973	20	368	18.4	67	0
9. Vincent Brownlee, 1990	33	366	11.1	89	1
Doug Cunningham, 1966	33	366	11.5	64	2
11. Ta' Boris Fisher, 1994	33	347	10.5	56	0
12. Germaine Kohn, 1992	34	332	9.8	57	1

13. Vincent Brownlee, 1991	28	331	11.8	68	1
14. Ta'Boris Fisher, 1993	29	330	11.4	77	1
15. Jerry Tiblier, 1948	9	269	29.9	80	2
16. Jackie Flack, 1940	18	268	14.9	—	0
17. Marshay Green, 2009	26	264	10.2	63	0
18. Bobby Knight, 1971	23	261	11.7	62	0
19. Ta'Boris Fisher, 1996	21	256	12.2	73	1
20. Pat Coleman, 1989	23	242	10.5	47	0

CAREER

Player, Years	No	Yds	Avg	LP	TD
1. Junie Hovious, 1938-41	84	1142	13.6	96	2
2. Ta'Boris Fisher, 1993-96	96	1065	11.1	77	2
3. Doug Cunningham, 1964-66	81	941	11.6	75	3
4. Marshay Green, 2006-09	93	917	9.9	77	3

5. Mike Espy, 2002-05	95	716	7.5	51	1
6. Vincent Brownlee, 1990-91	61	697	11.4	89	2
7. Bobby Knight, 1969-71	56	627	11.2	62	1
8. Jason Armstead, 2001-02	54	579	10.7	62	1
9. Rick Kimbrough, 1973-75	52	518	10.0	67	0
10. Willie Goodloe, 1984-87	64	505	7.9	62	1
11. Michael Harmon, 1979-82	70	492	7.0	54	1
12. Cory Peterson, 1996-99	51	460	9.0	92	1
13. Pat Coleman, 1988-89	44	450	10.2	83	1
14. Tim Moffett, 1981-84	42	418	10.0	66	1
15. Tommy James, 1965-67	31	389	12.5	79	1
16. Jackie Flack, 1940-41	27	383	14.2	—	0
17. Billy Mustin, 1946-49	19	342	18.0	65	2
18. Bobby Wilson, 1946-49	39	313	8.0	—	0
19. Charlie Conerly, 1946-47	28	298	10.3	—	0
20. Jerry Tiblier, 1947-48	11	273	24.8	80	2

PUNTING RECORDS

SINGLE GAME

Player, Opponent, Date	No	Yds	Avg
1. Bill Smith, Southern Miss, 10-20-84	2	169	84.5
2. Jim Miller, Georgia, 10-6-79	1	65	65.0
3. Tyler Campbell, BYU, 9-3-2011	4	227	56.8
4. Gary Wunderlich, Texas A&M, 10-24-2015	3	169	56.3
5. Tyler Campbell, Texas, 9-14-2013	3	165	55.0
Brett Brewer, Memphis State, 9-8-84	2	110	55.0
7. Gary Wunderlich, Alabama, 9-17-2016	3	164	54.7
8. Randall Green, VMI, 9-7-96	1	54	54.0
Merle Hapes, Holy Cross, 11-9-40	3	162	54.0
Mac Brown, UT Martin, 9-9-2017	1	54	54.0
11. Les Paslay, Mississippi State, 11-28-53	3	161	53.7
12. Will Gleeson, Mississippi State, 11-26-2016	2	104	52.0
Tyler Campbell, Southeast Missouri, 9-7-2013	2	104	52.0
Bill Smith, Memphis State, 11-22-86	2	104	52.0
15. Tyler Campbell, Arkansas, 10-23-2010	6	311	51.8
16. Jim Miller, Memphis State, 9-15-79	6	310	51.7
Riley Myers, Chattanooga, 11-13-71	3	155	51.7
18. Jake Gibbs, LSU, 10-31-59	6	309	51.5
19. Bill Smith, Tennessee, 11-16-85	7	356	50.9
20. Tyler Campbell, Georgia, 9-24-2011	9	457	50.8

SEASON

Player, Year	No	Yds	Avg
1. Merle Hapes, 1940	23	1123	48.7
2. Bill Smith, 1984	44	2099	47.7
3. Tyler Campbell, 2010	60	2782	46.4
4. Jim Miller, 1977	66	3029	45.9
5. Bill Smith, 1985	79	3581	45.33
6. Charlie Conerly, 1946	53	2399	45.26
7. Merle Hapes, 1941	37	1655	44.7
8. Jim Miller, 1979	53	2362	44.6
9. Tyler Campbell, 2013	51	2266	44.4
10. Bill Smith, 1986	57	2522	44.24
11. Cody Ridgeway, 2003	58	2561	44.16
12. Will Gleeson, 2016	28	1235	44.11
13. Frank Lambert, 1964	50	2205	44.10
14. Tyler Campbell, 2009	43	1890	44.0
15. Gary Wunderlich, 2016	21	917	43.7
16. Tyler Campbell, 2011	72	3137	43.6
17. Jim Miller, 1978	76	3283	43.2
18. Will Gleeson, 2014	58	2491	42.9
19. Cody Ridgeway, 2004	65	2759	42.5
20. Cody Ridgeway, 2002	67	2840	42.4

CAREER

Player, Position, Years	No	Yds	Avg
1. Merle Hapes, FB, 1939-41	69	3176	46.0
2. Gary Wunderlich, K/P, 2014-17	40	1791	44.8
3. Tyler Campbell, P, 2009-13	226	10075	44.6
4. Bill Smith, P, 1983-86	254	11260	44.3
5. Jim Miller, P, 1976-79	266	11549	43.4
6. Charlie Conerly, HB, 1946-47	110	4731	43.0
7. Frank Lambert, P, 1962-64	93	3999	43.0
8. Will Gleeson, P, 2014-16	180	7588	42.2
9. Cody Ridgeway, P, 2001-04	238	10021	42.1
10. Julian Fagan, P, 1967-69	199	8269	41.5
11. Jim Broadway, P, 2012	57	2345	41.1
12. Will Moseley, P, 2005-06	21	858	40.9
13. Darryl Graham, P, 1980-82	172	6898	40.1
14. Chuck Norman, P, 1965-66	127	5088	40.1
15. Parker Hall, HB, 1938	53	2127	40.1
16. Richard Chisolm, P, 1991-92	83	3308	39.9
17. Justin Sparks, P, 2007-09	51	2023	39.7
18. Walter Grant, P, 1994	18	714	39.7
19. Lonny Calicchio, P, 1994-95	102	4018	39.4
20. Bill Farris, DE, 1975	69	2721	39.4

NOTE: Blocked punts and loss of yardage credited to team rather than individual after the 1954 season. Averages for Hapes (3 blocked), Conerly (4), Wilson (2), Day (1), Hovious (5), and Dillard (1) adjusted to conform. Prior to 1965, punters not given credit for 20 yards (touchback) assessed when punt carried over goal line.

DEFENSIVE RECORDS

INTERCEPTIONS

SINGLE GAME

Player, Opponent, Date	No	Yds	TD
1. Gary Hall, Tulane, 11-30-74	3	72	0
Glenn Cannon, LSU, 11-2-68	3	46	0
Todd Sandroni, Georgia, 10-1-88	3	33	1
Gerald Warfield, Houston, 10-22-66	3	29	0
Tommy Luke, Texas, 12-17-65	3	28	0
Ray Brown, Texas, 1-1-58	3	24	0
Don Price, Vanderbilt, 10-25-86	3	11	0
James Kelly, Arkansas, 10-25-52	3	7	0

SEASON

Player, Year	No	Yds	Avg	LP	TD
1. Senquez Golson, 2014	10	162	16.2	59	1
Bobby Wilson, 1949	10	70	7.0	25	0
3. Harry Harrison, 1972	9	129	14.3	32	0
4. Gerald Warfield, 1966	8	77	9.5	28	0
5. Junie Hovious, 1940	7	146	20.9	46	2
Parker Hall, 1938	7	128	18.3	51	0
Alundis Brice, 1993	7	98	14.0	45	2
Glenn Cannon, 1968	7	94	13.4	36	1
Ray Heidel, 1970	7	86	12.3	24	0
Glenn Cannon, 1969	7	63	9.0	36	1
Todd Sandroni, 1987	7	47	6.7	36	0
Todd Sandroni, 1988	7	33	4.7	27	1
Alundis Brice, 1994	7	29	4.1	26	0
14. Harry Harrison, 1973	6	110	18.3	24	0
Chauncey Godwin, 1989	6	91	15.2	58	1
Cody Prewitt, 2013	6	52	8.7	25	0
Von Hutchins, 2002	6	28	4.7	27	0
James Kelly, 1952	6	16	2.7	4	0

CAREER

Player, Years	No	Yds	Avg	LP	TD
1. Bobby Wilson, 1946-49	20	379	18.0	99	2
2. Glenn Cannon, 1967-69	19	180	9.5	36	2
3. Harry Harrison, 1971-73	16	242	15.1	32	0
Senquez Golson, 2011-14	16	232	14.5	59	1
5. Todd Sandroni, 1987-90	15	83	5.5	36	1
6. Junie Hovious, 1939-41	14	230	16.4	46	2
Alundis Brice, 1992-94	14	127	9.1	45	2
8. Cody Prewitt, 2011-14	12	174	14.5	75	1
9. Von Hutchins, 2000-03	11	51	4.6	27	0
10. Syniker Taylor, 1998-2001	10	188	18.8	65	1
Jimmy Patton, 1951-54	10	180	18.0	62	1
Chauncey Godwin, 1988-90	10	139	13.9	58	1
Tommy James, 1965-67	10	119	11.9	32	0
Ray Heidel, 1968-70	10	116	11.6	24	0
Travis Johnson, 2002-05	10	103	10.3	45	2
16. Merle Hapes, 1939-41	9	125	14.0	—	1
Gerald Warfield, 1964-66	9	77	8.6	28	0
Barry Wilburn, 1981-84	9	23	2.6	12	0
19. Charles Sawyer, 2010-13	8	154	19.2	96	1
John Blalack, 1954-56	8	128	16.0	29	1
Danny Boyd, 1992	8	122	15.3	75	1
Jack Reed, 1952-53	8	116	14.5	30	0
Jimmy Heidel, 1963-65	8	113	14.1	89	1
Paige Cothren, 1954-56	8	105	13.1	30	0
Anthony Magee, 1997-2000	8	72	9.0	28	0
James Kelly, 1951-52	8	48	6.0	4	0

† SEC Record ^ Includes one fumble-interception

TACKLES (SINCE 1968)

SEASON

Player, Position, Year	Solo	Assists	Total
1. Jeff Herrod, LB, 1986	81	87	168
2. James Stuart, LB, 1973	82	81	163
3. Jeff Herrod, LB, 1987	78	72	150
4. Abdul Jackson, LB, 1993	65	75	140
5. Abdul Jackson, LB, 1994	77	62	139
Thomas Hubbard, LB, 1981	89	50	139
7. Patrick Willis, LB, 2006	87	50	137
8. Jeff Herrod, LB, 1985	66	70	136
Elmer Allen, DT, 1971	88	48	136
10. Kem Coleman, LB, 1976	92	41	133

YEAR-BY-YEAR TACKLE LEADERS

Year	Player	Solo	Assists	Total
2018	MoMo Sanogo	53	59	112
2017	DeMarquis Gates	70	44	114
2016	DeMarquis Gates	53	26	79
2015	DeMarquis Gates	46	30	76
2014	Mike Hilton	48	23	71
2013	Serderius Bryant	52	26	78
2012	Denzel Nkemdiche	37	45	82
2011	Mike Marry	46	35	81
2010	Jonathan Cornell	40	40	80
2009	Kendrick Lewis	57	27	84
2008	Kendrick Lewis	50	35	85
2007	Ashlee Palmer	50	39	89
2006	Patrick Willis	87	50	137
2005	Patrick Willis	90	38	128
2004	Charles Clark	57	19	76
2003	Eric Oliver	73	31	104
2002	Eric Oliver	80	49	129
2001	Eddie Strong	52	53	105
2000	Shawn Johnson	45	33	78
1999	Eddie Strong	49	23	72
1998	Armegis Spearman	43	41	84
1997	Broc Kreitz	55	41	96
1996	Nate Wayne	62	53	115
1995	Walker Jones	40	50	90
1994	Abdul Jackson	77	62	139
1993	Abdul Jackson	65	75	140
1992	Abdul Jackson	55	56	111
1991	Gary Abide	58	53	111
1990	Shawn Cobb	63	58	121
1989	Shawn Cobb	72	31	103
1988	Shawn Cobb	57	41	98
1987	Jeff Herrod	78	72	150
1986	Jeff Herrod	81	87	168
1985	Jeff Herrod	66	70	136
1984	Freddie Joe Nunn	53	70	123
1983	Thomas Hubbard	62	51	113
1982	Andre Townsend	81	30	111
1981	Thomas Hubbard	89	50	139
1980	Keith Fourcade	43	26	69
1979	John Peel	46	39	85
1978	Eddy Householder	50	47	97
1977	George Plasketes	75	36	111
1976	Kem Coleman	92	41	133
1975	Ben Williams	81	35	116
1974	Stump Russell	66	30	96
1973	James Stuart	82	81	163
1972	Mackey McKinzie	60	29	89
1971	Elmer Allen	88	48	136
1970	Fred Brister	58	44	102
1969	James Thomas	58	37	95
1968	Frank Trapp	55	46	101

CAREER

Player, Position, Years	Solo	Assists	Total
1. Jeff Herrod, LB, 1984-87	256	272	528
2. Kem Coleman, LB, 1974-77	300	172	472
3. Abdul Jackson, LB, 1991-94	199	195	394
4. Ben Williams, DT, 1972-75	248	129	377
5. Thomas Hubbard, LB, 1981-83	209	147	356
6. Patrick Willis, LB, 2003-06	247	108	355
7. Shawn Cobb, LB, 1987-90	204	139	343
8. Eric Oliver, DB, 2001-04	221	107	328
9. James Stuart, DE-DT-LB, 1971-73	174	134	308
10. Eddie Strong, LB, 1998-99; 2001-02	176	130	306
11. Andre Townsend, DT, 1981-83	195	107	302
12. Freddie Joe Nunn, DE, 1981-84	147	154	301

TACKLES FOR LOSS
(SINCE 1983)

SEASON

Player, Position, Year	TFLs
1. Cassius Ware, LB, 1993	21.0
2. Greg Hardy, DE, 2007	18.5
3. Peria Jerry, DT, 2008	18.0
Derrick Burgess, DE, 2000	18.0
Kendrick Clancy, DT, 1999	18.0
6. Andre Townsend, DT, 1983	17.0
7. Marquis Haynes, DE, 2015	16.5
8. Kendrick Clancy, DT, 1998	15.0
9. Jonathan Cornell, LB, 2010	14.0
Peria Jerry, DT, 2007	14.0
Kelvin Pritchett, DT, 1990	14.0

CAREER*

Player, Position, Years	TFLs
1. Marquis Haynes, DE, 2014-17	47.5
2. Derrick Burgess, DE, 1997-2000	42.0
3. Greg Hardy, DE, 2006-09	39.5
4. Cassius Ware, LB, 1992-93	34.0
5. Peria Jerry, DE-DT, 2005-08	33.0
Patrick Willis, LB, 2003-06	33.0
7. Jesse Mitchell, DT, 2000-03	31.5
Kendrick Clancy, DT, 1998-99	31.5
9. Dewayne Dotson, LB, 1992-93	30.0
10. Issac Gross, DT, 2012-16	29.0

Kelvin Pritchett, DT, 1988-90	29.0
12. Jonathan Cornell, LB, 2006-10	27.5
13. C.J. Johnson, DE/LB, 2011-15	27.0

SACKS
(SINCE 1983)

SEASON

Player, Position, Year	Sacks
1. Marquis Haynes, DE, 2015	10.0
Greg Hardy, DE, 2007	10.0
Dewayne Dotson, LB, 1992	10.0
Phillip Kent, LB, 1990	10.0
5. Derrick Burgess, DE, 2000	9.5
6. Cassius Ware, LB, 1993	9.0
Andre Townsend, DT, 1983	9.0
8. Greg Hardy, DE, 2008	8.5
Renard Brown, DE, 1995	8.5
10. Cassius Ware, LB, 1992	8.0
Phillip Kent, LB, 1991	8.0
Kelvin Pritchett, DT, 1990	8.0

CAREER*

Player, Position, Years	Sacks
1. Marquis Haynes, DE, 2014-17	32.0
2. Greg Hardy, DE, 2006-09	26.5
3. Phillip Kent, LB, 1988-91	21.0
4. Kelvin Pritchett, DT, 1988-90	18.0
5. Derrick Burgess, DE, 2000	17.5
6. Cassius Ware, LB, 1992-93	17.0
7. Dewayne Dotson, LB, 1992-93	15.0
8. C.J. Johnson, DE-LB, 2011-15	13.5
9. Charlie Anderson, DE, 2000-03	12.5
10. Peria Jerry, DE-DT, 2005-08	11.5
11. Patrick Willis, LB, 2003-06	11.0
12. Jesse Mitchell, DT, 2000-03	10.5
Eddie Strong, LB, 1998-2002	10.5

* Ben Williams owns the all-time school record with 37.0 career sacks from 1972-75.



Dewayne Dotson (33) and Cassius Ware (40) formed a dynamic duo at inside linebacker for the Rebels from 1992-93. Ole Miss led the nation in total defense in 1993 (234.5 ypg) and ranked sixth in 1992 (264.5 ypg).

TEAM OFFENSE RECORDS

SINGLE GAME

TEAM SCORING

Most Points: 114 vs. Southwest Baptist*, 10-29-1904
Most Touchdowns: 14 vs. West Tenn., 9-28-35
Most TD Rushing: 10 vs. West Tenn., 9-28-35
Most TD Passing: 6 vs. Houston, 9-17-60; 6 vs. Arkansas, 11-3-2001
Most Conversions —
Kicking: 10 vs. Southern Illinois, 9-8-2018, 10 vs. ULM, 10-6-2018; 10 vs. UT Martin, 9-5-2015; 10 vs. Fresno State, 9-12-2015
Rushing: 3 vs. Chattanooga, 11-5-60
Passing: 3 vs. Chattanooga, 11-7-59
Consecutive PAT: 10 vs. ULM, 10-6-2018; 10 vs. UT Martin, 9-5-2015; 10 vs. Fresno State, 9-12-2015
Most Field Goals: 6, vs. Texas Tech, 9-27-2003
Most Points in Tie: 50 vs. Boston College, 10-14-49

MOST FIRST DOWNS

Total: 36 vs. Chattanooga, 11-13-71; 36 vs. Memphis, 9-13-80
Rushing: 25 vs. Chattanooga, 11-13-71
Passing: 26 vs. Auburn, 10-29-2016

TOTAL OFFENSE

Most Plays: 100 vs. Wyoming, 9-25-2004
Most Yards: 826 vs. ULM, 10-6-2018

RUSHING

Most Plays: 80 vs. Mississippi State, 11-26-49
Most Yards: 515 vs. Auburn, 11-10-51

PASSING

Most Attempts: 59 vs. Auburn, 10-29-2016
Most Completions: 42 vs. Arkansas, 10-26-2002
Best Percentage: (Min. 10 Att.) 95.0 (19-20) vs. Tulane, 11-6-82
Most Yards: 517 (31-34) vs. ULM, 10-6-2018

PASS INTERCEPTIONS

Fewest Had Intercepted: 0 (set numerous times)
Most Had Intercepted: 7 by Tennessee, 11-16-68; 7 by Georgia, 10-9-82
Most Yards Ints Ret.: 157 by Kentucky, 10-1-49

TEAM PUNTING

Most Punts: 20 vs. LSU, 11-17-34
Fewest Punts: 0, five times (MR: vs. Presbyterian, 11-8-2014)
Most Punting Yards: 780 vs. LSU, 11-17-34
Best Punting Average: 55.0 (3) at Texas, 9-14-2013

PUNT RETURNS

Most Returns: 13 vs. Union, 9-21-40
Most Yards: 203 vs. Union, 9-21-40
Best Return Average (Min. 5 Returns): 43.3 (3) vs. Vanderbilt, 10-26-91

KICKOFF RETURNS

Most Returns: 11 vs. Alabama, 9-23-89
Most Yards: 234 vs. Alabama, 9-23-89

PENALTIES

Most Against OM: 19 vs. TCU, 10-22-49
Most Yards: 182 vs. Kentucky, 10-25-54
Fewest Against OM: 0, three times (MR: vs. ULL, 9-13-2014)
Fewest Yards: 0, three times (MR: vs. ULL, 9-13-2014)

FUMBLES

Most by OM: 11 vs. Alabama, 1-1-64
Most Lost: 8 vs. Tulane, 9-27-80
Fewest by OM: 0 (set numerous times)
Fewest Lost: 0 (set numerous times)
Most-Fewest Lost: 6-0 vs. Chattanooga, 11-11-61; 6-0 vs. Vanderbilt, 10-22-77; 10-2 vs. George Washington, 10-9-36

* Game stats incomplete

THE REBEL RECORD

Total games played — 1,197# (124 seasons) Won — 638# Lost — 524 Tied — 35
 Perfect Record Teams 1962 (10-0-0)
 Undefeated and Once Tied 1960 (10-0-1)
 Teams with One Defeat 1893, 1894, 1895, 1898, 1903, 1910, 1948, 1952, 1955, 1957, 1959, 1963
 Longest Undefeated Streak 21 Games, 1959-61
 Consecutive Victories 13 Games, 1955-56
 Consecutive Defeats 7 Games, 1974, 2012
 Consecutive Bowl Victories 6, 2002-04-09-10-13-13
 Consecutive Bowl Games 15 Seasons—1957-71
 Scoring— Consecutive Games 151 Games, 1998-2013
 Best Seasons (10-0-0) 1962, (10-0-1) 1960, (10-1-0) 1955, (10-1-0) 1959, (10-3) 2003, (10-3) 2015, (9-1-1) 1957, (8-1-0) 1948, (8-1-2) 1952, (7-1-0) 1910, (7-1-2) 1963, (6-1-0) 1894, (9-2-0) 1954, (9-2-0) 1961
 Top Scoring Teams 2015, 531 points; 2003, 442 points; 2008, 417; 2012, 409; 2018, 407; 2017, 394
 Most Touchdowns 2015, 68; 2001, 55; 2008, 52; 2003, 52; 2012, 51; 2009, 49; 2013, 49; 2014, 49; 2018, 49
 Top Defensive Teams 1910, 9 points; 1959, 21; 1963, 33; 1961-62, 40; 1966, 46
 100th Victory September 26, 1925, 53-0 vs. Arkansas Aggies
 200th Victory September 20, 1947, 14-7 vs. Kentucky
 300th Victory January 1, 1960 (Sugar Bowl), 21-0 vs. LSU
 400th Victory September 8, 1973, 24-6 vs. Villanova
 500th Victory September 5, 1992, 45-21 vs. Auburn
 600th Victory September 27, 2008, 31-30 at Florida

- Games were later vacated due to NCAA penalty. Original record is 671-524-35 with 1,230 total games played.

SEASON

TEAM SCORING

Most Points	531	2015
Fewest Points	76	1946
Most Touchdowns	68	2015
Most TD Rushing	33	1959
Most TD Passing	35	2015
Most TD Punt Returns	3	1942, 48
Most TD Kickoff Returns	2	1935,70,96,2009
Most TD Pass Int	4	1938, 2015
Most PAT	66	2015
Most By Kicking	66	2015
Most By Running	3	1969
Most By Passing	6	1959
Most Field Goals	25	2003
Most Tie Games	2	1933,36,52,63
Most Times Shut Out	4	1936

MOST FIRST DOWNS

Rush-Pass-Penalty	341	2015
By Rushing	146	1957
By Passing	182	2015
By Penalty	28	2015

TOTAL OFFENSE

Most Plays	1018	2013
Most Plays Averaged	78.5	1970
Most Yards	6731	2015
Most Yards Averaged	517.8	2015

RUSHING

Most Plays	593	1977
Most Plays Averaged	58.2	1957
Most Yards	3063	1957
Most Yards Averaged	306.3	1957

PASSING

Most Attempts	490	2013
Most Completions	318	2015
Best Percentage	65.0	2015
Most Yards	4351	2015
Most Yards Averaged	346.4	2018
Most Scoring Passes	35	2015

PASS INTERCEPTIONS

Fewest Had Intercepted	5	1957
Fewest Yards Returned	23	1940
Most Had Intercepted	21	1970
Most Yards Returned	412	1949

TEAM PUNTING

Most Punts	96	1938
Fewest Punts	39	1954, 56
Most Punting Yards	3745	1940
Best Average	46.2	2010
Most Punts Had Blocked	4	1940

PUNT RETURNS

Most Punt Returns	56	1940
Most Return Yards	837	1940
Best Return Average	18.8	1948

KICKOFF RETURNS

Most Kickoff Returns	59	2007
Most Return Yards	1268	2007
Best Return Average	24.7	2017

PENALTIES

Most Penalties	96	1949
Most Yards Penalized	929	1994
Fewest Penalties	31	1939
Fewest Yards Penalized	356	1982

FUMBLES

Most by Ole Miss	53	1949
Most Lost	31	1976
Fewest by Ole Miss	8	1993
Fewest Lost	3	1993

TEAM DEFENSE RECORDS

SINGLE GAME

OPPOSITION SCORING

Most Points: 66 by Texas, 9-15-2012; 66 by Alabama, 9-30-2017
Fewest Points: 0 in 118 games, 1933-2014
Most Touchdowns: 9 by Texas, 9-15-2012; 9 by Alabama, 9-30-2017
Most TD Rushing: 7 by Tennessee 11-17-51, 7 by Alabama, 9-20-80; 7 by Arkansas, 11-3-2001
Most TD Passing: 6 by Texas Tech, 9-27-2003; 6 by Arkansas, 11-7-2015
Most TD Punt Returns: 3 by LSU, 12-5-70
Most PAT: 9 by Texas, 9-15-2012; 9 by Alabama, 9-30-2017

OPPOSITION FIRST DOWNS

Most: 39 by Auburn, 10-5-85
Fewest: 1 by Sewanee, 11-12-38; 1 by Union, 9-21-40; 1 by South Carolina, 10-4-47; 1 by Chattanooga, 11-11-61; 1 by South Carolina, 9-23-72
Most Rushing: 28 by Auburn, 10-5-85
Fewest Rushing: 0 by Sewanee, 11-12-38; 0 by Chattanooga, 11-11-61; 0 by Memphis State, 9-19-64; 0 by South Carolina, 9-23-72
Most Passing: 32, Texas Tech, 9-27-2003
Fewest Passing: 0 by 15 teams
Most Penalty: 5 by South Carolina, 10-18-75; 5 by Memphis, 9-27-2014

OPPOSITION TOTAL OFFENSE

Most Plays: 106 by Arkansas, 11-3-2001
Fewest Plays: 24 by South Carolina, 10-4-47
Most Yards: 713 by Texas Tech, 9-27-2003
Fewest Yards: 0 by Sewanee, 11-12-38

OPPOSITION RUSHING

Most Plays: 82 by Auburn, 10-5-85
Fewest Plays: 17 by Texas Tech, 9-27-2003
Most Yards: 531 by Alabama, 10-2-71
Fewest Yards: -64 by Mississippi State, 11-28-2008; -16 by Auburn, 9-5-92; -15 by Florida, 9-28-46; -15 by LSU, 1-1-60 (Sugar Bowl); -13 by Troy, 11-16-2013

QUARTERBACK SACKS

Most Sacks by OM: 11 vs. Mississippi State, 11-28-2008

OPPOSITION PASSING

Most Passes: 64 by Texas Tech, 9-27-2003; 61 by Memphis, 9-1-2007; 59 by Tulane, 10-9-99; 59 by Alabama, 9-19-2015
Fewest Passes: 2 by Tulane, 9-26-36; 2 by Tulane, 10-28-39; 2 by George Washington, 10-9-36; 2 by LSU, 10-29-60
Most Completions: 44 by Texas Tech (64), 9-27-2003; 42 by Texas A&M (53), 10-11-2014; 41 by Memphis (61), 9-1-2007
Fewest Completions: 0 by 5 teams
Best Percentage: 100.0 by Georgia (6-6), 10-9-71
Most Yards Passing: 661 by Texas Tech, 9-27-2003; 442 by Arkansas, 11-7-2015; 419 by Florida State, 9-5-2016
Fewest Yards Passing: 0 by 8 teams; 3 by Kentucky (3 comp.), 9-29-56

PASS INTERCEPTIONS

Most Intercepted by OM: 7 vs. Southwestern, 10-7-39; 7 vs. Houston, 10-22-66
Most Return Yards: 134 vs. George Washington, 10-29-38

OPPOSITION PUNTING

Most Punts: 18 by Union, 9-21-40
Fewest Punts: 1 by LSU, 11-3-45; 1 by Tulane, 11-6-82; 1 by South Carolina, 10-4-2008; 1 by Mississippi State, 11-28-2009; 1 by Auburn, 10-30-2010, 1 by Alabama, 10-15-2011; 1 by LSU, 11-19-2011; 1 by Texas, 9-15-2012; 1 by Texas A&M, 10-6-2012; 1 by Texas A&M, 10-12-2013; 1 by LSU, 9-29-18

Most Yards Punted: 714 by LSU, 11-17-34
Fewest Yards Punted: 9 by South Carolina, 10-4-2008
Best Punting Avg. (7): 54.9 by Southern Miss, 9-30-72
Most Had Blocked: 2 vs. Tennessee, 11-8-47; 2 vs. Memphis State, 9-16-49; 2 vs. Vanderbilt, 10-10-53; 2 vs. Tulane, 10-17-53

OPPOSITION PUNT RETURNS

Most Punt Returns: 9 by LSU, 11-17-34; 9 by Missouri, 9-9-2006
Fewest Punt Returns: 0 by 81 teams
Most Return Yards: 177 by Georgia, 10-12-74
Best Return Average: 71.0 (1) by ULM, 10-6-2018
Fewest Return Yards: -16 by LSU, 11-1-69
Lowest Return Average: -5.3 by LSU, 11-1-69
Most Returns-Fewest Yards: 4 (-15) by Mississippi State, 11-20-76; 3 (-12) by Tennessee, 11-13-2010; 4 (-6) by Mississippi State, 11-23-91; 4 (-2) by Mississippi State, 11-25-99; 3 (-4) by Texas A&M, 11-10-2018

OPPOSITION KICKOFF RETURNS

(Minimum of 3)
Most Kickoff Returns: 9 by Memphis State, 9-19-52; 9 by Texas Tech, 9-27-2003
Fewest Kickoff Returns: 0 by 10 teams
Most Return Yards: 243 by Vanderbilt, 9-21-2002
Fewest Return Yards: -1 by Tennessee, 11-18-72; 0 by Alabama, 10-16-99; 2 by Arkansas, 10-20-2007; 4 by Arkansas, 10-27-2012
Best Return Average: 59.5 by Arkansas, 10-21-2006
Lowest Return Average: -0.5 by Tennessee, 11-18-72

OPPOSITION PENALTIES

Most Penalties: 15 by Alabama, 10-21-95; 15 by Florida State, 9-5-2016
Fewest Penalties: 0 by Chattanooga, 11-8-69; 0 by Alabama, 9-10-77; 0 by Memphis State, 9-4-82; 0 by ULL, 9-13-2014
Most Yards: 145 by Auburn, 11-1-2014
Fewest Yards: 0 by Chattanooga, 11-8-69; 0 by Alabama, 9-10-77; 0 by Memphis State, 9-4-82; 0 by ULL, 9-13-2014
Fewest Penalties – Most Yards: 1-36 by LSU, 11-2-68

OPPOSITION FUMBLES

Most Fumbles: 11 by Boston College, 10-5-51; 11 by Memphis State, 9-4-76
Fewest Fumbles: 0 in 88 games
Most Fumbles Lost: 7 by Boston College, 10-5-51; 7 by Memphis State, 9-18-71
Fewest Fumbles Lost: 0 in 201 games
Most Fumbles – Most Lost: 9 (-7) by Memphis State, 9-18-71; 11(-6) by Memphis State, 9-4-76
Most – Fewest Lost: 7 (-1) by Florida, 9-28-46; 8 (-2) by Tennessee, 11-15-75; 8 (-2) by Tulane, 8-31-91
Fewest, Both Teams: 0 vs. Mississippi State, 11-25-44; 0 vs. Tennessee, 11-17-73; 0 vs. Mississippi State, 11-29-97; 0 vs. Alabama, 10-10-98; 0 vs. Arkansas State, 9-11-99; 0 vs. Arkansas, 11-6-99; 0 vs. Mississippi State, 11-22-2001; 0 vs. LSU, 11-22-2003; 0 vs. Memphis, 9-4-2004, 0 vs. Georgia, 9-30-2006; 0 vs. Northwestern State, 11-3-2007; 0 vs. Memphis, 8-30-2008; 0 vs. Arkansas, 10-25-2008; 0 vs. UAB, 10-17-2009; 0 vs. Tennessee, 11-14-2009; 0 vs. Georgia, 9-24-2011; 0 vs. Kentucky, 11-5-2011; 0 vs. UT Martin, 9-9-2017; 0 vs. California, 9-16-2017; 0 vs. Auburn, 10-7-2017; 0 vs. South Carolina, 11-3-2018

SEASON

OPPOSITION SCORING

Most Points	434	2018
Fewest Points	21	1959
Most Touchdowns	54	2018
Fewest Touchdowns	3	1959
Most TD Rushing	31	2016
Fewest TD Rushing	0	1963
Most TD Passing	26	2003, 2018
Fewest TD Passing	1	1956, 1957 1959, 1961
Most TD Punt Returns	4	1970
Most TD Kickoff Returns	3	1988
		1939, 1951
		1952, 1968
		1976, 1977
Most TD Pass Interceptions	3	2005, 2010
Most TD Int. Fumbles	2	1941, 1949
Most PAT	54	2018
Fewest PAT	2	1954
Most Times Opp. Shut Out	7	1933, 1959

OPPOSITION FIRST DOWNS

Most First Downs	304	2018
Fewest First Downs	71	1963
Most FD Rushing	164	1983
Fewest FD Rushing	41	1963
Most FD Passing	157	2015
Fewest FD Passing	23	1963
Most FD Penalty	48	1983
Fewest FD Penalty	2	1956

OPPOSITION TOTAL OFFENSE

Most Plays	1029	2015
Fewest Plays	439	1963
Most Yards (Net)	5801	2018
Most Yards Averaged	483.4	2018
Fewest Yards (Net)	1221	1963
Fewest Yards Averaged	135.1	1963

OPPOSITION RUSHING

Most Plays	606	1981
Fewest Plays	300	1962
Most Yards (Net)	2956	2016
Most Yards Averaged	255.5	1980
Fewest Yards (Net)	610	1962
Fewest Yards Averaged	67.8	1962

OPPOSITION PASSING

Most Attempts	533	2015
Fewest Attempts	118	1956
Most Completions	319	2015
Fewest Completions	44	1957
Highest Percentage	63.3	2018
Lowest Percentage	31.8	1950
Most Yards	3589	2003
Fewest Yards	500	1957

OPPOSITION PENALTIES

Most Against	101	1995
Most Yards Against	892	1995
Fewest Against	23	1948
Fewest Yards Against	195	1939

PASS INTERCEPTIONS

Most Opp. Passes Int.	28	1940
Fewest Opp. Passes Int.	3	2006
Most Return Yards	431	1938
Fewest Return Yards	54	1989, 2006

OPPOSITION PUNTING

Most Punts	113	1940
Fewest Punts	50	1982, 2006, 2007
Most Yards Punted	4165	1940
Fewest Yards Punted	1859	2006
Best Punting Avg.	43.6	2003, 2014
Lowest Punting Avg.	32.5	1959
Most Punts Had Blocked	5	1947, 1953

OPPOSITION PUNT RETURNS

Most Punt Returns	52	1938
Fewest Punt Returns	6	1961
Most Yards Punt Returns	509	1946
Fewest Yards Punt Returns	27	1961
Best Return Average	14.6	1949
Lowest Return Average	2.3	1990

OPPOSITION KICKOFF RETURNS

Most Kickoff Returns	63	2008
Fewest Kickoff Returns	15	1946, 2005
Most Yards Kickoff Returns	1411	2009
Fewest Yards Kickoff Returns	247	2005
Best Return Average	31.9	1946
Lowest Return Average	12.7	1948

OPPOSITION FUMBLES

Most Fumbles	47	1951, 1976
Most Fumbles Lost	29	1971
Fewest Fumbles	11	2017
Fewest Fumbles Lost	3	1995

ALL-TIME FINAL NATIONAL RANKINGS

Season	AP	UPI	INS	FWAA	Coaches
1941	17	—	—	—	—
1947	13	—	—	—	—
1948	15	—	—	—	—
1952	7	7	7	—	—
1954	6	6	6	—	—
1955	10	9	9	—	—
1957	7	8	8	—	—
1958	11	12	—	—	—
1959	2	2	—	2	—
1960	2	3	—	1	—
1961	5	5	—	—	—
1962	3	3	—	3	—
1963	7	7	—	—	—
1964	—	20	—	—	—
1965	—	17	—	—	—
1966	—	12	—	—	—
1969	8	13	—	—	—
1970	20	—	—	—	—
1971	15	20	—	—	—
1990	21	23	—	—	21
1992	16	16	—	—	16
1997	22	—	—	—	22
1999	22	—	—	—	22
2003	13	—	—	—	14
2008	14	—	—	—	15
2009	20	—	—	—	21
2014	17	—	—	—	19
2015	10	—	—	—	9

THE PERFECT TEAM

1962 ... The year stands as a benchmark of change in the life of Ole Miss.

Legendary Rebel Head Coach John Vaught and his football team not only put together the only perfect season in the history of Ole Miss football, but they also captured the Billingsley, Litkenhous and Sagarin ratings national titles and their fifth SEC championship. The season's highlight came when the Rebels were invited to the prestigious Sugar Bowl, where they defeated the Arkansas Razorbacks 17-13. Vaught garnered SEC Coach of the Year honors.

Those associated with the 1962 team donated the funds for the "Walk of Champions" arch, located at the entrance to the Grove near the Student Union plaza. The site is the route for the football team's traditional "walk through The Grove" on game days. It was dedicated in the fall of 1998.

The purpose of the arch is to remind all athletes that they play for national championships, SEC championships and Ole Miss pride. The names of the coaches,

players, trainers and managers who won the hearts of Rebel fans with their spirit and tenacity are listed on a plaque.

"Joe Wilkins, Larry 'Leo' Johnson and I first discussed the idea of an arch in the fall of 1997 while we were visiting in the Grove, and we agreed to pursue it," said Samuel W. Owen of Nashville, a member of the 1962 team. "We want the arch to stand as a symbol of what can be accomplished with teamwork, loyalty and trust."



TOP TEAM PERFORMANCES

TOTAL OFFENSE

SINGLE GAME

Opponent, Date	Total	Total	Play	
	Plays	Gain	Avg	TD
1. ULM, 10-6-2018.....	69	826	11.9	10
2. Troy, 11-16-2013.....	93	751	8.1	7
3. New Mexico State, 10-10-2015.....	69	665	9.6	7
4. UT Martin, 9-5-2015.....	64	662	10.3	10
5. Kent State, 9-22-2018.....	65	651	10.0	5
6. Southern Illinois, 9-8-2018.....	56	646	11.5	9
7. Louisiana, 11-11-2017.....	79	641	8.1	7
8. Presbyterian, 11-8-2014.....	66	640	9.7	7
9. Memphis, 10-1-2016.....	88	624	7.1	5
10. Auburn, 11-10-51.....	62	623	10.1	6
11. South Carolina, 11-3-2018.....	81	616	7.6	5
12. Louisiana-Monroe, 9-13-2003.....	77	612	7.9	7
13. Arkansas, 10-13-2018.....	64	611	9.5	5
14. Alabama, 10-4-69.....	80	609	7.6	5
15. Fresno State, 9-12-2015.....	72	607	8.4	8
16. Vanderbilt, 10-14-2017.....	76	603	7.9	7
17. Chattanooga, 11-13-71.....	95	601	6.3	7
18. Arkansas State, 9-16-89.....	73	591	8.1	4
19. Arkansas, 11-7-2015.....	66	590	8.9	7
20. Boston College, 10-7-50.....	75	589	7.8	8

SEASON

Year	Total	Total	Game		Play	TD
	Plays	Gain	Avg	Avg		
1. 2015.....	952	6731	517.8	7.1	64	
2. 2013.....	1018	6153	473.3	6.0	48	
3. 2018.....	860	6126	510.5	7.1	49	
4. 2016.....	905	5572	464.3	6.2	47	
5. 2017.....	804	5548	462.3	6.9	48	
6. 2003.....	940	5631	433.2	6.0	49	
7. 2012.....	962	5509	423.8	5.7	49	
8. 1961.....	674	4192	419.2	6.3	44	
9. 2014.....	904	5448	419.1	6.0	49	
10. 2001.....	839	4565	415.0	5.4	55	
11. 2008.....	860	5299	407.6	6.2	52	
12. 2009.....	880	5231	402.4	5.9	49	
13. 2010.....	826	4798	399.8	5.8	46	
14. 1998.....	821	4320	392.7	5.3	30	
15. 1980.....	829	4286	389.6	5.2	36	
16. 1954.....	664	3875	387.5	5.8	41	
17. 1949.....	679	3864	386.4	5.7	34	
18. 1969.....	779	3862	386.2	5.0	39	
19. 1952.....	748	3833	383.3	5.1	34	
20. 1997.....	759	4166	378.7	5.5	30	

SCORING

SINGLE GAME

Opponent, Date	TD	EP	FG	TP
1. Southwest Baptist, 10-29-1904 ...	—	—	—	114
2. W. Tenn. Teach., 9-28-35.....	14	8	0	92
3. Union, 10-29-1920.....	—	—	—	86
4. W. Tenn. Normal, 10-1-1921.....	—	—	—	82
5. Southern Illinois, 9-8-2018.....	11	10	0	76
UT Martin, 9-5-2015.....	11	10	0	76
7. Fresno State, 9-12-2015.....	10	10	1	73
8. UL Monroe, 10-6-2018.....	10	10	0	70
9. Southern Miss, 10-18-69.....	9	7	2	#69
10. Vanderbilt, 10-27-79.....	9	9	0	63
11. Memphis State, 9-13-80.....	9	7	0	61

12. Idaho, 10-26-2013.....	8	8	1	59
Louisiana-Monroe, 11-15-2008.....	8	8	1	59
Louisiana-Monroe, 9-13-2003.....	8	8	1	59
Southern Illinois, 9-10-94.....	8	8	1	59
16. Vanderbilt, 10-14-2017.....	7	7	2	#57
17. Louisiana-Lafayette, 9-13-2014... ..	8	8	0	56
Arkansas, 11-3-2001.....	8	4	1	56
Indiana State, 9-9-95.....	8	8	0	56
Houston, 11-8-58.....	8	8	0	56

Total includes safety

SEASON

Year	TD	EP	FG	TP
1. 2015.....	68	66	19	531
2. 2003.....	52	49	25	442
3. 2008.....	52	52	17	417
4. 2012.....	51	49	18	409
5. 2018.....	49	47	22	407
6. 2017.....	48	43	19	394
7. 2016.....	47	41	22	391
2001.....	55	48	3	391
9. 2013.....	49	44	16	390
10. 2009.....	49	45	15	384
11. 2014.....	49	47	9	368
12. 2010.....	46	43	16	367
13. 2002.....	43	42	15	351
14. 1959.....	45	34	5	329
15. 1961.....	47	33	3	326
16. 1971.....	44	40	5	322
17. 2000.....	41	37	9	314
18. 1969.....	42	29	7	307
19. 1999.....	36	36	14	296
20. 1935.....	44	28	0	292

RUSHING

SINGLE GAME

Opponent, Date	No	Net	Avg	TD
1. Auburn, 11-10-51.....	53	515	9.7	5
2. Memphis State, 9-21-51.....	74	464	6.3	5
3. Chattanooga, 11-10-62.....	69	454	6.6	6
4. Union, 9-21-40.....	54	449	8.5	6
5. Vanderbilt, 10-27-79.....	72	443	6.2	9
6. Tennessee, 11-12-77.....	74	433	5.9	6
7. Boston College, 10-7-50.....	59	429	7.3	6
8. Fresno State, 9-25-2010.....	47	425	9.0	4
9. Chattanooga, 11-5-49.....	52	419	8.1	5
10. Tennessee, 11-15-75.....	68	417	6.1	2
11. Tulane, 10-11-57.....	60	416	6.9	6
12. Memphis State, 11-5-55.....	51	413	8.1	6
13. Memphis State, 19-22-50.....	75	412	5.5	5
14. Mississippi State, 11-25-72.....	74	409	5.5	6
15. Mississippi State, 11-26-49.....	80	404	5.1	4
16. Presbyterian, 11-8-2014.....	36	402	11.2	4

SEASON

Year	No	Net	Game		TD
			Avg	Play	
1. 1957.....	582	3063	306.3	5.3	24
2. 1951.....	559	2796	279.6	5.0	28
3. 1949.....	531	2529	252.0	4.8	27
4. 1952.....	578	2429	242.9	4.2	27
5. 1962.....	467	2152	239.1	4.6	17
6. 1959.....	528	2391	239.1	4.5	33
7. 1961.....	472	2365	236.5	5.0	25
8. 1954.....	489	2321	232.1	4.7	31

9. 1950.....	541	2303	230.3	4.3	20
10. 1955.....	472	2294	229.4	4.9	20
11. 1960.....	475	2283	228.3	4.8	18
12. 1971.....	580	2394	217.6	4.1	26
13. 1977.....	593	2342	212.9	3.9	20
14. 1979.....	555	2334	212.2	4.2	26
16. 2018.....	419	1969	164.1	4.7	24
15. 1939.....	399	1898	210.9	4.7	21

PASSING

SINGLE GAME

Opponent, Date	A	C	Yds	TD
1. ULM, 10-6-2018.....	31	34	517	5
2. UT Martin, 9-9-2017.....	43	32	489	5
3. Southern Illinois, 9-8-2018.....	24	35	479	5
4. Auburn, 10-29-2016.....	59	36	465	3
5. Vanderbilt, 11-17-2018.....	32	52	457	2
6. Kent State, 9-22-2018.....	28	38	442	2
7. Memphis, 10-17-2015.....	48	34	440	3
8. Alabama, 10-4-69.....	52	33	436	2
9. South Alabama, 9-2-2017.....	35	28	429	4
10. Arkansas, 11-9-2013.....	38	29	428	3
11. Alabama, 9-17-2016.....	40	26	421	3
12. Louisiana, 11-11-2017.....	36	28	418	3
13. Arkansas, 10-26-2002.....	56	42	414	2
14. Arkansas State, 9-16-89.....	35	23	412	3
15. Texas Tech, 9-27-2003.....	49	29	409	3
16. Vanderbilt, 11-10-2012.....	50	31	403	1
17. Auburn, 10-31-2015.....	52	34	402	2
18. New Mexico State, 10-10-2015.....	35	25	400	3
19. Fresno State, 9-12-2015.....	37	26	392	4
20. South Carolina, 11-1-2003.....	42	30	391	3

SEASON

Year	A	C	Yards	Pct	Game	
					Avg	TD
1. 2015.....	489	318	4351	65.0	334.7	35
2. 2018.....	441	282	4157	63.9	346.4	21
3. 2017.....	434	281	3941	64.7	328.4	28
4. 2016.....	483	289	3779	59.8	314.9	27
5. 2003.....	449	282	3718	62.8	286.0	31
6. 2013.....	490	310	3683	63.3	283.3	24
7. 2001.....	417	263	2978	63.1	270.7	31
8. 2002.....	486	283	3437	58.2	264.4	21
9. 2014.....	428	258	3427	60.3	263.6	24
10. 2012.....	411	261	3249	63.5	249.9	24
11. 1997.....	352	228	2667	64.8	242.5	12
12. 2008.....	340	190	2875	55.9	221.2	27
13. 1995.....	365	214	2431	58.6	221.0	14
14. 1989.....	324	175	2426	54.0	220.5	11
15. 2009.....	377	205	2844	54.4	218.8	20
16. 1969.....	333	183	2174	55.0	217.4	10
17. 1998.....	355	196	2382	55.2	216.5	11
18. 1982.....	364	215	2375	59.1	215.9	12
19. 2007.....	390	199	2565	51.0	213.8	17
20. 2005.....	371	197	2293	53.1	208.5	9

TOTAL DEFENSE

SINGLE GAME

Opponent, Date	Total	Net		Total
	Plays	Rush	Pass	Yds
1. Sewanee, 11-12-38.....	34	0	—	0
2. Centenary, 10-14-39.....	41	13	—	2
3. Union, 9-21-40.....	33	19	—	0
4. Mississippi State, 11-28-2008.....	56	(-64)	—	88
Tennessee, 11-12-60.....	42	16	—	8
6. Vanderbilt, 10-13-56.....	36	3	—	32
7. South Carolina, 10-4-47.....	24	30	—	8
8. Mississippi State, 11-26-66.....	51	2	—	40
9. Chattanooga, 12-2-61.....	35	42	—	5
Memphis State, 9-19-64.....	20	(-5)	—	47
11. W. Tenn. Teachers, 11-18-39.....	39	(-15)	—	63
12. Vanderbilt, 9-18-93.....	50	32	—	19
Southwestern, 10-14-41.....	39	9	—	42
Tulane, 10-16-54.....	48	13	—	38
South Carolina, 9-23-72.....	48	27	—	24

SEASON

Year	Total	Total	Game	Play	+TD
	Plays	Gain	Avg	Avg	
1. 1963.....	439	1221	135.7	2.8	3
2. 1962.....	446	1280	142.2	2.8	5
3. 1939.....	444	1293	143.7	2.9	8
4. 1961.....	527	1453	145.3	2.7	3
5. 1959.....	517	1472	147.2	2.9	2
6. 1960.....	542	1675	167.5	2.3	8
7. 1954.....	536	1723	172.3	3.2	6
8. 1966.....	620	1751	175.1	2.8	6
9. 1941.....	532	1672	185.8	3.1	7
10. 1947.....	541	1931	193.1	3.6	14
11. 1956.....	572	1955	195.5	3.4	9
12. 1946.....	461	1786	198.4	3.9	20
13. 1938.....	626	2194	199.4	3.6	14

+ Touchdowns allowed by rush-pass plays

OPPOSITION SCORING

SEASON

Year	TD	EP	FG	TP
1. 1910.....	1	1	1	9
2. 1959.....	3	3	0	21
3. 1963.....	4	3	2	33
4. 1961.....	4	4	4	40
1962.....	6	4	0	40
6. 1966.....	6	5	1	*46
7. 1954.....	7	2	1	47
8. 1957.....	8	4	0	52
9. 1960.....	9	5	1	64
1939.....	10	4	0	64
11. 1958.....	10	4	0	65
12. 1935.....	9	6	0	66
13. 1941.....	+10	4	1	67
14. 1933.....	12	7	0	79

* Total includes safety

+ Two touchdowns scored by interception fumble

OPPOSITION RUSHING

SINGLE GAME

Opponent, Date	No	Gain	Loss	Net
1. Mississippi State, 11-28-2008.....	27	62	126	-64
2. Vanderbilt, 10-24-70.....	29	45	67	-22
3. W. Tenn. Teachers, 11-18-39.....	23	35	50	-15
LSU, 1-1-60 Sugar Bowl.....	32	49	64	-15
5. Troy, 11-16-2013.....	22	47	60	-13
6. Memphis, 9-4-99.....	30	62	70	-8
Florida, 9-28-46.....	32	75	83	-8
8. Memphis State, 9-19-64.....	25	59	64	-5
9. Tennessee, 10-18-2014.....	28	61	61	0
Sewanee, 11-12-38.....	31	40	40	0
11. Georgia, 9-25-93.....	26	68	67	1
12. Mississippi State, 11-26-66.....	29	52	50	2
Southern Miss, 9-29-73.....	39	86	84	2
14. Vanderbilt, 10-13-56.....	26	50	47	3
15. Kentucky, 9-29-62.....	34	71	67	4
16. Tulane, 10-21-61.....	35	74	67	7
17. Centenary, 10-22-38.....	26	66	58	8
18. Southwestern, 10-4-41.....	24	31	22	9
19. Vanderbilt, 10-8-60.....	28	66	55	11
20. LSU, 10-30-65.....	33	71	59	12

SEASON

Year	Plays	Total	Game	Play	TD
		Yds	Avg	Avg	
1. 1962.....	300	610	67.8	2.0	3
2. 1966.....	408	741	74.1	1.8	3
3. 1939.....	302	675	75.0	2.2	4
4. 1963.....	316	699	77.1	2.2	0
5. 1961.....	378	804	80.4	2.1	2
6. 1992.....	413	895	81.4	2.2	10
7. 2008.....	411	1112	85.5	2.7	9
8. 1960.....	386	881	88.1	2.3	4
9. 1954.....	374	901	90.1	2.4	2
10. 1959.....	385	939	93.9	2.4	1
11. 1965.....	410	947	94.7	2.1	8
12. 1946.....	340	876	97.3	2.6	5
13. 1993.....	463	1127	102.5	2.4	8
14. 2003.....	417	1332	102.5	3.2	11
15. 1947.....	380	1075	107.5	2.8	7

OPPOSITION PASSING

SINGLE GAME

Opponent, Date	A	C	I	Pct	Yds
1. Sewanee, 11-12-38.....	3	0	2	00.0	0
Tulane, 10-28-39.....	2	0	0	00.0	0
Union, 9-21-40.....	6	0	0	00.0	0
Arkansas, 11-22-41.....	8	0	0	00.0	0
Tennessee, 11-17-51.....	5	0	0	00.0	0
Tulane, 10-20-56.....	3	0	1	00.0	0
LSU, 11-9-57.....	5	0	0	00.0	0
Alabama, 10-8-88.....	11	0	3	00.0	0
9. Virginia Tech, 12-14-68.....	7	1	2	14.3	2
10. Kentucky, 9-29-56.....	7	3	1	42.9	3
11. Tulane, 9-26-36.....	2	1	0	50.0	5
LSU, 10-29-60.....	2	1	0	50.0	5
Chattanooga, 11-11-61.....	6	1	1	14.3	5
Tulane, 10-19-63.....	9	4	0	44.4	5
15. LSU, 11-4-61.....	4	1	1	25.0	6
16. Miss. Tchrs., 10-8-38.....	10	1	2	10.0	7
Georgetown, 9-26-41.....	6	2	0	33.3	7
Georgia, 10-8-77.....	3	2	0	66.7	7
19. South Carolina, 10-4-47.....	3	1	0	33.3	8
Mississippi State, 11-30-57.....	8	1	3	12.5	8
Tennessee, 11-12-60.....	7	2	0	28.6	8

SEASON

Year	A	C	Yards	Pct	Avg	TD
1. 1957.....	133	44	500	33.1	50.0	1
2. 1956.....	118	48	505	40.7	50.6	1
3. 1959.....	132	61	533	46.2	53.3	1
4. 1941.....	158	52	600	32.9	55.6	3
5. 1963.....	123	47	522	38.2	58.0	3
6. 1961.....	149	58	649	38.9	64.9	1
7. 1939.....	142	50	618	35.2	68.7	4
8. 1962.....	146	60	670	41.1	74.4	2
9. 1938.....	177	65	830	36.7	75.6	6
10. 1960.....	156	70	794	44.9	79.4	4
11. 1950.....	163	52	796	31.8	79.6	4
12. 1954.....	162	65	822	40.1	80.2	4
13. 1947.....	161	63	836	39.5	83.6	7
14. 1940.....	183	66	1005	36.1	91.4	6
15. 1958.....	209	86	914	42.1	91.4	2



Peria Jerry and the Rebel defense held Mississippi State to a school-record -64 rushing yards in a dominating 45-0 victory in the 2008 Egg Bowl.

TEAM HIGHS & LOWS

LONGEST WINNING STREAKS

Games	Years
13	1955-56
10	1959-60
10	1960-61
10	1971-72
9	1969-70
8	2013-14
8	1958-59
8	1947-48

LONGEST SCORING STREAKS

Games	Years
151	1998-2013
83	1986-93
70	1976-83
67	1986-91
51	2014-18
47	1958-62
42	1986-89
41	1968-72
29	1993-95
27	2014-16
24	1950-53
23	1963-65

LONGEST UNBEATEN STREAKS

Games	Years
21	1959-60
19	1962-63
13	1955-56

HIGHEST WINNING SCORES

Score	Team	Date
114-0	SWBU*	10-29-1904
92-0	W. Tenn. Teachers^	9-28-35
86-0	Union	10-29-20
82-0	W. Tenn. Normal^	10-1-21
76-3	UT Martin	9-5-2015
76-41	Southern Illinois	9-8-2018
73-21	Fresno State	9-12-2015
70-21	ULM	10-6-2018
69-7	Southern Miss	10-18-69
64-0	Union	9-26-30
63-28	Vanderbilt	10-27-79
62-0	St. Thomas Hall	10-20-1894
61-0	Hendrix	10-14-16
61-7	Memphis State^	9-13-80
59-0	Louisiana-Monroe	11-15-2008
59-3	Southern Illinois	9-10-94
59-14	Louisiana-Monroe	9-13-2003
59-14	Idaho	10-26-2013
58-0	College of Ozarks	9-24-27
58-0	Chattanooga	11-7-59
57-35	Vanderbilt	10-14-2017

* Now known as Union University

^ Now known as Memphis

LOWEST WINNING SCORES

Score	Team	Date
3-0	Memphis	9-4-99
6-0	Houston	11-8-52
6-0	Centenary	9-28-35
7-6	Mississippi State	11-24-45
7-3	Florida (Gator Bowl)	12-27-58
7-3	Mississippi State	12-1-34
7-3	Memphis State	9-3-77
7-3	Memphis State	9-19-81
7-0	Marquette	10-14-33
9-7	Arkansas	10-26-46
10-6	Memphis	9-2-2005

HIGHEST SCORES-BOTH TEAMS

Points	Score	Team	Year
117	76-41	Southern Illinois	9-8-2018
114	56-58	Arkansas (7 ot)	11-3-2001
105	52-53	Arkansas (ot)	11-7-2015
97	31-66	Texas	9-15-2012
97	48-49	Jacksonville State (2 ot)	9-4-2010
94	73-21	Fresno State	9-12-2015
94	45-49	Texas Tech	9-27-2003
94	35-59	Alabama	9-20-80
93	55-38	Fresno State	9-25-2010
92	57-35	Vanderbilt	10-14-2017
92	92-0	W. Tenn. Teachers^	9-28-35
92	44-48	South Carolina	11-3-2018
91	70-21	ULM	10-6-2018
91	43-48	Alabama	9-17-2016
91	63-28	Vanderbilt	10-27-79
89	48-41	SMU (ot)	9-26-98
89	27-62	Alabama	10-7-89
87	38-49	West Virginia	12-27-2000
83	43-40	South Carolina	11-1-2003
83	45-38	Vanderbilt	9-21-2002
83	43-40	UNLV (ot)	10-28-2000
82	31-51	Auburn	10-30-2010
81	47-34	Texas Tech	1-2-2009
80	43-37	Alabama	9-19-2015
79	34-45	Florida State	9-5-2016
79	76-3	UT Martin	9-5-2015
79	38-41	Texas A&M	10-12-2013
79	36-43	LSU	11-20-2010
78	34-44	Memphis	9-6-2003

78	17-61	LSU	12-5-70
77	42-35	Kentucky	10-2-2010
76	48-28	Memphis	10-1-2016
76	35-41	LSU	11-17-2012
76	49-27	UCA	9-1-2012
76	28-48	Arkansas	10-26-2002
76	69-7	Southern Miss	10-18-69
75	37-38	Arkansas	10-28-2017
75	20-55	Mississippi State	11-26-2016
75	45-30	Mississippi State	11-23-2000

^ Now known as Memphis

LOWEST WINNING SCORES

Points	Score	Team	Date
1	1-0	Castle Heights (Forfeit)	10-12-12
2	2-0	Memphis Med. College	10-5-10
2	2-0	Memphis A.C.	11-23-1895

HIGHEST SCORES-BOTH TEAMS

Points	Score	Team	Date
114	114-0	SWBU*	10-29-04
91	0-91	Vanderbilt	10-23-15
86	86-0	Union	10-29-20
82	82-0	W. Tenn. Normal^	10-1-21
76	7-69	Sewanee	11-10-17
73	7-66	Texas	11-17-14
69	0-69	Vanderbilt	10-15-04
67	14-53	Texas	11-13-12
65	0-65	Mississippi A&M~	11-6-15
65	0-65	Sewanee	10-26-07

* Now known as Union University

^ Now known as Memphis

~ Now known as Mississippi State

THE LONGEST GAME

The November 3, 2001 contest between Ole Miss and Arkansas in Oxford kicked off at 6:06 p.m. (CT), and four hours and 14 minutes later, coaches, players, fans, media members and an ESPN2 national audience saw a game that will go down in the college football record books.

The Rebels and Razorbacks stood toe-to-toe in an epic, seven overtime battle, that saw the Hogs come out on top 58-56. It is tied for the longest OT game in NCAA history, and it remains the highest scoring game (both teams combined) on the Ole Miss all-time charts.



Jason Armstead (9) is congratulated by Doug Zeigler (89), following one of Armstead's three TDs versus the Razorbacks.

LONGEST PLAYS 1914-32

Player (Date)	Opponent	Type	Yards
Jack Burke (10-3-31)	Alabama	Kickoff Return	109
Kirk Haynes (10-30-31)	Marquette	Kickoff Return	104
B.L. "Pinky" Roberts (10-17-14)	LSU	Fumble Return	99
Guy Turnbow (10-8-32)	Howard	Punt	89
Calvin Barbour (11-5-21)	Miss. College	Pass Int.	88
Calvin Barbour (11-5-21)	Tenn. Meds	Kickoff Return	85
Kirk Haynes (10-8-32)	Howard	Rush	82
Tad Smith (11-6-26)	Southwestern	Rush	80
Hubby Walker (11-6-26)	Southwestern	Punt	80
Lacey Biles (1-27-24)	Millsaps	Rush	78
Tad Smith (11-3-28)	Clemson	Punt Return	77
Neal Biggers (10-25-30)	Chicago U.	Punt Return	75
L. A. Ross (10-25-30)	Southwestern	Pass Int.	*69
Calvin Barbour (11-11-22)	Millsaps	Pass Int.	65
Hubby Walker (10-22-27)	Southwestern	Rush	65
L. A. Ross (11-14-30)	Southwestern	Kickoff Return	*65
J. B. Epling (11-11-22)	Hendrix	Kickoff Return	*60
Brad White (11-26-31)	Mississippi St.	Rush	60

* Did Not Score

(NOTE: Modern Ole Miss records, dated from 1933, are presented elsewhere in the Rebel Football Guide. Few team records were kept prior to the formation of the Southeastern Conference. Individual statistical achievements can be presented, however, and the table above is an effort in that direction. original material, if documented, will be welcome.)

LONGEST PLAYS SINCE 1933

RUSHING

Yards	Player, Opponent, Date
97	John Avery, Arkansas, 11-6-97
92	Ray Brown, Texas, 1-1-58
91	Jaylen Walton, Mississippi State, 11-29-2014
87	Harol Lofton, Arkansas, 10-24-53
86	Dexter McCluster, Oklahoma State, 1-2-2010
85	Showboat Boykin, Mississippi State, 12-1-51
84	Deuce McAllister, Georgia, 11-20-99
83	Charlie Conerly, Georgia, 10-10-42
82	Houston Patton, North Texas, 11-7-53
80	Deuce McAllister, Oklahoma, 12-31-99
80	Leon Perry, Mississippi State, 11-20-76
80	Bobby Yandell, Arkansas, 11-22-41
79	Dexter McCluster, Auburn, 10-31-2009
79	Steve Hindman, Virginia Tech, 12-14-68
78	Eugene Brazley, New Mexico State, 10-10-2015
*78	Gene Allen, Southern Miss, 9-29-73
78	Junie Hovious, Tulane, 10-25-41
77	Harol Lofton, Mississippi State, 11-29-52
77	Bobby Wilson, Mississippi State, 11-29-47
76	Steve Hindman, Vanderbilt, 11-25-67
76	Lindy Callahan, Auburn, 11-10-51
74	John Avery, Tennessee, 10-6-97
74	Buford McGee, Memphis State, 9-15-79
74	Jimmy Patton, Houston, 11-13-54
73	Jordan Wilkins, Presbyterian, 11-8-2014
72	Deuce McAllister, Mississippi State, 11-23-2000
*72	A. J. Holloway, Mississippi State, 11-26-60
71	Brandon Bolden, Fresno State, 9-25-2010
71	Dexter McCluster, Tennessee, 11-14-2009
71	Merle Hapes, Union, 9-21-40

* Did Not Score

PASSING

Yards	Player, Opponent, Date
*88	Jevan Snead to Mike Wallace, ULM, 11-15-2008
86	Jevan Snead to Shay Hodge, Florida, 9-27-2008
84	Jordan Ta'amou to A.J. Brown, Vanderbilt, 11-17-2018
*83	Bo Wallace to Evan Ingram, Miss. St., 11-29-2014
83	Josh Nelson to LeMay Thomas, Miss. St., 11-26-94
83	Glynn Griffing to Charles Morris, Houston, 10-14-61
82	Tom Luke to Tyrone Ashley, Tennessee, 11-16-91
81	Merle Hapes to Junie Hovious, Vanderbilt, 11-4-39
80	Lawrence Adams to Eddie Small, No. Illinois, 11-13-93
79	Eli Manning to Chris Collins, Vanderbilt, 9-21-2002
79	Houston Patton to Dave Dickerson, Villanova, 10-2-54
78	Eli Manning to Mike Espy, Vanderbilt, 9-21-2002
78	Romaro Miller to Syniker Taylor, Arkansas, 11-6-99
78	Jake Gibbs to Bobby Crespinio, Vanderbilt, 10-10-59
77	Jordan Ta'amou to A.J. Brown, Miss. State, 11-23-2017
77	Shea Patterson to A.J. Brown, South Alabama, 9-2-2017
77	Bo Wallace to Donte Moncrief, Miss. State, 11-24-2012
77	Seth Adams to Mike Wallace, Florida, 9-22-2007
77	Eli Manning to Chris Collins, Miss. State, 11-28-2002
77	Romaro Miller to Cory Peterson, Memphis, 9-5-98
77	Kent Austin to J. R. Ambrose, LSU, 11-3-84
77	Tim Ellis to James Reed, Tulane, 11-30-74
76	Bo Wallace to Cody Core, Boise State, 8-28-2014
75	Jordan Ta'amou to D.K. Metcalf, Alabama, 9-15-2018
75	Bo Wallace to Ja-Mes Logan, Arkansas, 11-9-2013
75	Bo Wallace to Donte Moncrief, Texas, 9-15-2012
75	Bruce Newell to Bobby Wade, LSU, 10-29-66
*74	Rocky Byrd to Jack Stripling, Miss. St., 11-26-49
73	Chad Kelly to Cody Core, Alabama, 9-19-2015
73	Perry Lee Dunn to Larry Smith, Houston, 10-14-61
72	Shea Patterson to DaMarkus Lodge, California, 9-16-2017
72	Jevan Snead to Mike Wallace, Miss. State, 11-28-2008
72	Dan Patch to Bob McCain, Tennessee, 10-7-44
72	Clarence Hapes, J. Poole, N. Peters, Union, 9-19-36
71	Shea Patterson to D.K. Metcalf, California, 9-16-17
71	Shea Patterson to A.J. Brown, South Alabama, 9-2-17
71	Romaro Miller to Joe Gunn, Arkansas State, 9-18-99
*71	James Blalack to Leroy Reed, LSU, 11-3-56

* Did Not Score

FIELD GOALS

Prior to 1959, modern-era college field goals were measured from the line of scrimmage to the goalposts. Since 1959, they have been measured from point of origin to the goalposts. To adjust, all goals kicked prior to 1959 were lengthened by seven yards. This rule was a suggested optional in 1958.

Yards	Player, Opponent, Date
59	Cloyce Hinton, Georgia, 10-11-69
58	Cloyce Hinton, Houston, 11-7-70
57	Bryan Owen, Tulane, 11-5-88
54	Jonathan Nichols, Vanderbilt, 8-30-2003
54	Tim Montz, Vanderbilt, 9-21-96
53	Bryson Rose, Arkansas, 10-27-2012
52	Andrew Ritter, Texas, 9-14-2013
52	Joshua Shene, Northwestern State, 11-4-2006
52	Steve Lindsey, Auburn, 9-13-97
52	Bryan Owen, Arkansas State, 9-19-87
52	Cloyce Hinton, Arkansas, 1-1-70
51	Joshua Shene, Auburn, 10-27-2007
51	Jonathan Nichols, Vanderbilt, 8-30-2003
51	Tim Montz, Georgia, 11-23-96
51	Brian Lee, Michigan, 1-1-91
51	Hoppy Langley, Tulane, 11-11-78
50	Andrew Ritter, Idaho, 10-26-2013
50	Will Moseley, Tennessee, 10-1-2005
50	Jonathan Nichols, Arkansas State, 10-12-2002
50	Walter Grant, UT-Chattanooga, 9-11-93
50	Bryan Owen, Vanderbilt, 10-26-85
50	Jon Howard, Vanderbilt, 10-27-84

PUNTING

Yards	Player, Opponent, Date
92	Bill Smith, Southern Miss, 10-20-84
82	Jim Miller, South Carolina, 10-16-76
79	Lonny Calicchio, Auburn, 9-2-95
77	Bill Smith, Southern Miss, 10-20-84
77	Bobby Wilson, Boston College, 10-23-48
77	John Bruce, Mississippi State, 11-25-44
76	Jim Miller, Tulane, 9-18-76
75	Tyler Campbell, Texas, 9-14-2013
75	Cody Ridgeway, Georgia, 11-17-2001
75	Julian Fagan, Memphis State, 12-2-67
75	Lea Paslay, Mississippi State, 11-28-53
75	Erm Smith, Miss. Teachers, 10-8-38
73	Gary Wunderlich, Texas A&M, 10-24-2015
73	Tyler Campbell, BYU, 9-3-2011
71	Tyler Campbell, Alabama, 10-17-2009
71	Jim Miller, Georgia, 10-8-77
71	Charlie Conerly, Vanderbilt, 10-5-46
70	Will Gleeson, Boise State, 8-28-2014
70	Frank Lambert, Memphis State, 9-19-64
70	Charles Flowers, Trinity, 10-4-58
70	Billy Mann, Tennessee, 12-3-38
69	Tyler Campbell, LSU, 11-20-2010
69	Jim Miller, South Carolina, 10-15-77
69	Bobby Franklin, Houston, 11-8-58
69	Charlie Conerly, Vanderbilt, 10-11-47
68	Gary Wunderlich, Alabama, 9-17-2016
68	Tyler Campbell, Georgia Tech, 12-30-2013
68	Julian Fagan, Houston, 10-28-67
68	Bobby Wilson, Kentucky, 10-2-48
67	Will Gleeson, Tennessee, 10-18-2014
67	Randall Green, Arkansas, 11-9-96
67	Charles Childers, Mississippi State, 11-24-90
67	Jim Miller, LSU, 11-3-79
67	Jim Miller, Vanderbilt, 10-22-77

PUNT RETURNS

Yards	Player, Opponent, Date
98	Ray Hapes, Southwestern, 10-5-35
96	Junie Hovious, Georgia, 10-12-40
96	Ray Hapes, Union, 9-19-36
95	Ray Rodgers, W. Tenn. Teachers, 9-28-35
92	Cory Peterson, SMU, 9-26-98
89	Vincent Brownlee, Arkansas, 9-22-90
88	Charlie Conerly, Georgia, 10-10-42
87	Deuce McAllister, Auburn, 9-9-2000
85	Billy Brewer, Chattanooga, 11-7-59

84	Nick Brassell, Georgia, 9-24-2011
83	Pat Coleman, Memphis State, 9-3-88
80	Jerry Tibbler, Tennessee, 11-13-48
79	Tommy James, Southern Miss, 10-21-67
78	Ray Hapes, Mississippi State, 11-25-37
78	Ray Hapes, Saint Louis, 10-9-37
77	Marshay Green, Samford, 9-13-2008
77	Ta'Boris Fisher, Auburn, 9-2-93
75	Doug Cunningham, Memphis State, 9-18-65
75	Will Glover, Chattanooga, 11-15-47
73	Jesse Grandy, Fresno State, 9-25-2010
73	Ta'Boris Fisher, VMI, 9-7-96
*70	Allen Muirhead, Kentucky, 9-25-54

* Did Not Score

KICKOFF RETURNS

Yards	Player, Opponent, Date
100	Jaylen Walton, Texas, 9-15-2012
100	Deuce McAllister, Arkansas, 11-6-99
100	John Avery, Alabama, 10-25-97
100	John Avery, LSU, 11-16-96
100	Vernon Studdard, Alabama, 10-3-70
98	Mike Wallace, Vanderbilt, 9-20-2008
97	Jaylon Jones, South Alabama, 9-2-2017
97	Robert Williams, Arkansas, 11-4-2000
97	John Avery, Arkansas State, 10-26-96
97	Lee Davis, Mississippi State, 11-24-84
96	Ray Hapes, Temple, 10-2-36
94	Jaylon Jones, Texas Tech, 9-1-2018
94	J.R. Ambrose, Vanderbilt, 10-25-86
93	Jason Armstead, Murray State, 9-1-2001
92	Ray Hapes, Mississippi State, 11-30-35
90	Tyrone Ashley, Tennessee, 11-18-89
*90	Jerome Daly, Mississippi State, 11-21-42
90	Les Dodson, Arkansas, 10-26-40
90	Ray Hapes, W. Tenn. Teachers, 9-28-35
89	Bobby Knight, Tampa, 11-6-71
89	Bo Bowen, Memphis State, 9-23-67
88	Jesse Grandy, UAB, 10-17-2009
86	Vernon Studdard, Chattanooga, 11-14-70

PASS INTERCEPTIONS

Yards	Player, Opponent, Date
103	Louis Guy, Tennessee, 11-17-62
103	Ray Hapes, Ouachita, 10-23-37
99	Dustin Mouzon, Memphis, 9-1-2007
99	Bobby Wilson, Florida, 9-25-48
96	Charles Sawyer, BYU, 9-3-2011
93	Trae Elston, UT Martin, 9-5-2015
89	Jimmy Heidel, Kentucky, 9-26-64
88	Vernon Dasher, Southern Illinois, 9-8-2018
87	Shane Elam, Vanderbilt, 9-19-98
83	Fred Thomas, Florida, 10-1-94
80	Kelvin Robinson, Texas Tech, 9-27-2003
75	Cody Prewitt, Texas A&M, 10-11-2014
75	Danny Boyd, Tulane, 9-29-90
75	Merle Hapes, Georgia, 10-12-40
74	Lee Garner, Houston, 10-3-64
70	Robert Bailey, Virginia Tech, 12-14-68
69	Danny Hooker, Southern Miss, 10-19-68
69	Chuck Morris, Kentucky, 9-30-61
65	Marshay Green, Texas Tech, 1-2-2009
65	Syniker Taylor, Georgia, 11-18-2000
65	Tommy Luke, Kentucky, 9-26-64
62	Jimmy Patton, Tulane, 10-17-53
61	Lee Davis, Tulane, 9-29-84
60	Tyrone Ashley, Michigan, 1-1-91
60	Bud Slay, Boston College, 10-7-50
60	Honey Britt, Georgia, 10-10-42

FUMBLE RETURNS

Yards	Player, Opponent, Date
96	Zedrick Woods, Texas A&M, 11-10-2018
91	Cassius Ware, Auburn, 9-5-92
87	Jack Odom, South Carolina, 10-4-47
64	Julian Fagan, Houston, 10-25-69
64	Julian Fagan, Southern Miss, 10-21-67

MISCELLANEOUS RECORDS

THE LAST TIME OLE MISS HAD ...

30 or more first downs	South Carolina, 2018 (34)
500 yards rushing	Auburn, 1951 (515)
400 yards rushing	Presbyterian, 2014 (402)
300 yards rushing	ULM, 2018 (309)
200 yards rushing	South Carolina, 2018 (237)
400 yards passing	Vanderbilt, 2018 (457)
300 yards passing	Vanderbilt, 2018 (457)
600 yards total offense	South Carolina, 2018 (616)
500 yards total offense	Vanderbilt, 2018 (578)
90 plays total offense	South Carolina, 2018 (98)
Four passes intercepted	Vanderbilt, 2011 (5)
Four pass interceptions	Boise State, 2014 (4)
10 sacks	Mississippi State, 2008 (11)
10 penalties	Vanderbilt, 2018 (10)
100 yards in penalties	LSU, 2018 (167)
50 points	ULM, 2018 (72)
99-yard scoring drive	New Mexico State, 2015 (3 plays; Eugene Brazley 78-yard run)
90-plus yard scoring drive	Vanderbilt, 2018 (91)

THE LAST TIME OLE MISS HELD ITS OPPONENT TO ...

Less than 10 first downs	Vanderbilt, 2014 (9)
10 first downs	Presbyterian, 2014 (10)
Negative yards rushing	Troy, 2013 (-13)
10 yards (or less) rushing	Tennessee, 2014 (0)
100 yards (or less) rushing	Oklahoma State, 2015 (63)
Zero yards passing	Alabama, 1988
No pass completions	Alabama, 1988
10 yards (or less) passing	Georgia, 1977 (7)
100 yards (or less) passing	Wofford, 2016 (72)
Zero yards total offense	Sewanee, 1938
50 yards (or less) total offense	Mississippi State, 2008 (24)
75 yards (or less) total offense	Mississippi State, 2008 (24)
150 yards (or less) total offense	Memphis, 2014 (104)
200 yards (or less) total offense	Texas A&M, 2015 (192)
No touchdowns	Texas A&M, 2015 (3 points)

THE LAST TIME OLE MISS ...

Had two passers throw for 100 yards	ULM, 2018 (Jordan Ta'amu 374, Matt Corral 143)
Had two passers complete 10 passes	ULM, 2018 (Jordan Ta'amu, 21-24, Matt Corral, 10-10)
Had two passers throw for 2+ touchdowns	ULM, 2018 (Jordan Ta'amu 3, Matt Corral 2)
Had three passers throw 1+ touchdowns	UT Martin, 2015 (Ryan Buchanan 2, Chad Kelly 2, DeVante Kincade 1)
Had two runners rush for 100 yards	Memphis, 2016 (Eugene Brazley 124, Akeem Judd 108)
Had two receivers over 100 receiving yards	Vanderbilt, 2018 (A.J. Brown 212, DaMarkus Lodge 117)
Had three receivers over 100 receiving yards	ULM, 2018 (DaMarkus Lodge 179, A.J. Brown 133, D.K. Metcalf 115)
Had two receivers catch 10 passes	Arkansas, 2002 (Bill Flowers 11, Chris Collins 10)
Had four receivers catch five passes	Kentucky, 2017 (A.J. Brown 7, D.K. Metcalf 5, Van Jefferson 5, Dawson Knox 5, DaMarkus Lodge 5)
Completed a pass to at least 10 different receivers	Auburn, 2016 (10)
Had a 100-yard rusher and a 100-yard receiver	Vanderbilt, 2018 (Isaiah Woullard 107 yds rushing/A.J. Brown 212 yds receiving/DaMarkus Lodge 117 yds receiving)
Had two players with 200 all-purpose yards	Missouri, 2007 (BenJarvus Green-Ellis 226, Marshay Green 208)
Returned a punt for a TD	Texas, 2013 (Jeff Scott, 73 yards)
Returned a kickoff for a TD	Texas Tech, 2018 (Jaylon Jones, 94 yards)
Returned an interception for a TD	SIU, 2018 (Vernon Dasher, 88 yards)
Returned two interceptions for TDs	Fresno State, 2015 (Elston, 38 yards; C. Brown, 22 yards)
Returned a fumble for a TD	Texas A&M, 2018 (Zedrick Woods, 96 yards)
Recovered a fumble for a TD	Auburn, 2012 (C.J. Johnson)
Scored two defensive TDs	SIU, 2018 (Dasher, 88 yards; V. Evans, 56 yards)
Recovered four fumbles in a game	Texas A&M, 2012
Blocked a punt	UT Martin, 2017 (Ryder Anderson)
Blocked a punt for a TD	Mississippi State, 2013 (T. Grant recovered C. Moore's blocked punt)
Blocked an opponent's FG attempt	Arkansas, 2015 (Tony Bridges blocked Hedlund's 47-yard attempt)
Blocked an opponent's FG attempt for a TD	Louisiana Tech, 2007 (Brandon Jenkins blocked D. Horwedel's 36-yard attempt, Dustin Mouzon 55-yard return)
Blocked two opponent's FG attempts	Northern Arizona, 2009
Had a punt blocked	Vanderbilt, 2018
Had a punt blocked for a TD	Alabama, 2003
Had a kickoff returned for a TD	South Carolina, 2018

Had a punt returned for a TD	ULM, 2018
Had an interception returned for a TD	Alabama, 2018
Had a fumble returned for a TD	Arkansas, 2017
Missed a PAT kick	SIU, 2018
Had a PAT kick blocked	Auburn, 2016
Had a PAT kick blocked and returned for a two-point conversion	Auburn, 2009
Blocked an opponent's PAT kick	Florida, 2008 (Kentrell Lockett blocked J. Phillip's attempt)
Had a successful two-point conversion	Louisiana, 2017 (DaMarkus Lodge pass from Jordan Ta'amu, 4th quarter)
Had a field goal attempt blocked	Auburn, 2018 (Luke Logan's 40-yard attempt)
Had two field goal attempts blocked	Kentucky, 2005 (Robert Bass' 39-yd attempt, Matt Hinkle's 44-yard attempt)
Gained a first down off a fake field goal attempt	Georgia, 1995
Scored a touchdown off a fake field goal attempt	Alabama, 2008 (Jasen Cook 9-yard pass from Rob Park)
Gained a first down off a fake punt	Mississippi State, 2016 (Will Gleeson 14-yard run)
Recovered an onside kick	Alabama, 2016 (Van Jefferson)
Shut out an opponent	Presbyterian, 2014 (48-0)
Was shut out	Arkansas, 2014 (30-0)
Played an overtime game	Vanderbilt, 2018 (L, 29-36)
Scored a safety	Vanderbilt, 2017 (Marquis Haynes sack and forced fumble, recovered by Vanderbilt in the end zone)
Scored 2 safeties in the same game	Northern Illinois, 1993 (team)
Gave up a safety	Vanderbilt, 2018
Had no turnovers	Auburn, 2018
Had no penalties	Alabama, 2011
Defeated a nationally ranked team	MSU, 2017 (31-28, #14 CFP; #16 AP; #17 Coaches)
Was ranked in top 25	Week 8, 2016 (#23 AP; #22 Coaches)
Ended the year ranked in top 25	2015 (#10 AP; #9 Coaches)

THE LAST TIME AN OLE MISS PLAYER ...

Rushed 30 times	BenJarvus Green-Ellis vs. Missouri, 2007 (33)
Rushed 25 times	Akeem Judd vs. Georgia Southern, 2016 (26)
Rushed for 250 yards	Dexter McCluster vs. Tennessee, 2009 (282)
Rushed for 200 yards	Scottie Phillips vs. Texas Tech, 2018 (204)
Rushed for 150 yards	Jordan Ta'amu vs. Arkansas, 2018 (154)
Rushed for 100 yards	Isaiah Woullard vs. Vanderbilt, 2018 (107)
Passed for 400 yards	Jordan Ta'amu vs. Vanderbilt, 2018 (457)
Passed for 300 yards	Jordan Ta'amu vs. Vanderbilt, 2018 (457)
Attempted 50 passes	Jordan Ta'amu vs. Vanderbilt, 2017 (52)
Attempted 40 passes	Jordan Ta'amu vs. Vanderbilt, 2018 (52)
Attempted 30 passes	Jordan Ta'amu vs. Vanderbilt, 2018 (52)
Completed 30 passes	Jordan Ta'amu vs. Vanderbilt, 2018 (32)
Completed 20 passes	Jordan Ta'amu vs. Vanderbilt, 2018 (32)
Passed for 4 or more TDs	Jordan Ta'amu vs. SIU, 2018 (5)
Accounted for 6 or more TDs	Chad Kelly vs. Arkansas, 2015 (6 - 3 passing, 3 rushing)
Threw 3 or more interceptions	Shea Patterson vs. LSU, 2017 (3)
Had 400 yards Total Offense	Jordan Ta'amu vs. Vanderbilt, 2018 (467)
Had 300 yards Total Offense	Jordan Ta'amu vs. Vanderbilt, 2018 (467)
Had 100 yards rushing and passing	Jordan Ta'amu vs. Arkansas, 2018 (154 rushing, 387 passing)
Had 100 yards rushing and receiving	Dexter McCluster vs. Arkansas, 2009 (123 rushing, 137 receiving)
Had 250 All-Purpose Yards	Dexter McCluster vs. Tennessee, 2009 (324)
Had 200 All-Purpose Yards	A.J. Brown vs. Vanderbilt, 2018 (212)
Caught 10 passes	Elijah Moore vs. South Carolina, 2018 (11)
Caught 9 passes	A.J. Brown & DaMarkus Lodge vs. Vanderbilt, 2018 (9)
Had 200 receiving yards	A.J. Brown vs. Vanderbilt, 2018 (212)
Had 100 receiving yards	A.J. Brown (212), DaMarkus Lodge (117) vs. Vanderbilt, 2018
Scored 10 points kicking	Luke Logan vs. Vanderbilt, 2018 (17)
Scored 4 touchdowns rushing	Dexter McCluster vs. Tennessee, 2009 (4)
Scored 3 touchdowns rushing	Scottie Phillips vs. South Carolina, 2018 (3)
Scored 2 touchdowns rushing	Scottie Phillips vs. South Carolina, 2018 (3)
Scored 3 touchdowns receiving	Laquon Treadwell vs. Oklahoma State, 2015 (3)
Scored 2 touchdowns receiving	A.J. Brown vs. SIU, 2018 (2)
Scored a touchdown passing and receiving	Laquon Treadwell at Memphis, 2015
Scored a touchdown rushing, passing and receiving	Bo Wallace vs. Auburn, 2012
Intercepted 3 passes	Don Price vs. Vanderbilt, 1986 (3)
Intercepted 2 passes	C.J. Moore vs. California, 2017 (2)
Forced 3 fumbles	Rory Johnson vs. Vanderbilt, 2006 (3)
Recovered 2 fumbles	Kentrell Lockett at Auburn, 2011 (2)
Punted for a 70-yard game average	Bill Smith vs. Southern Miss, 1984 (2-84.5)
Kicked a 45-yard Field Goal	Gary Wunderlich vs. Kentucky, 2017 (49)
Kicked a 50-yard Field Goal	Andrew Ritter vs. Idaho, 2013 (50)
Kicked five field goals in game	Luke Logan vs. Vanderbilt, 2018 (5)
Kicked four field goals in game	Luke Logan vs. Vanderbilt, 2018 (5)
Kicked three field goals in game	Luke Logan vs. Vanderbilt, 2018 (5)
Had 10 tackles in a game	Mohamed Sanogo vs. Vanderbilt, 2018 (12)
Had 15 tackles in a game	Mohamed Sanogo vs. Texas A&M, 2018 (16)

THE BATTLE FOR THE GOLDEN EGG

The following is the background as to how the Ole Miss-Mississippi State football game came to be known as the "Battle of the Golden Egg" or even "The Egg Bowl." Many of the excerpts are reprinted from the book "Mississippi Mayhem," written by William Banner, III.

1926

Up until the 1926 meeting in Starkville, Ole Miss had only claimed five victories in the previous 23 football contests between the Rebels and Bulldogs. Thus, when Ole Miss claimed a 7-6 victory over then Mississippi A&M College, a celebration was due at Scott Field after that '26 contest.

Oddly, huge roars went up from both sides at the final whistle, not just from the Ole Miss stands. While the A&M players walked slowly off the field with heads bowed, wrote one newsman, the Maroon student section stood and sang the alma mater.

But on the east side, pandemonium. Well wishers rushed "like madmen onto the field," Webb Burke said in his 1957 interview. Some fans made a dash for the goal posts. Irate Aggie supporters took after the ambitious Ole Miss group with cane bottom chairs, and fights broke out. The mayhem continued until most of the chairs were splintered.

As explained by the Reveille, A&M yearbook, "A few chairs had to be sacrificed over the heads of these to persuade them that was entirely the wrong attitude."

As described in a story for the Commercial Appeal by Ben Hilbun, who one day would become president of the Starkville school, "The phantom of victory, that for thirteen years eluded Ole Miss, returned to the bearded Berserkers ... and they won over A&M, their traditional rivals, 7 to 6." Ole Miss students fought for the goal posts, he continued, "but were restrained."

Ole Miss fans couldn't believe their victory. Through all their 13 defeats since 1910 (they did not play in 1912, 1913 and 1914) they had only scored in three games, counted just 33 points to A&M's 327, an average of 25-3.

Injuries to players were expected. But not to spectators. Ole Miss and A&M students, shocked by the battle that erupted after the game, vowed that it must not happen again. The result was the Golden Egg, a trophy to cool the heat of battle, instituted the following season by joint agreement of the two student bodies.

1927

The Golden Egg was first proposed by members of Iota Sigma, an Ole Miss honorary activities fraternity. As thoughts of last year's game, Iota Sigma proposed that a trophy be awarded in a dignified ceremony designed to calm excited fans. One proposal that was rejected was to send the goal posts to the winning side each year.

A&M approved the suggestion of an award, and Ole Miss, two weeks before the game, officially added its approval. The trophy, to be called "The Golden Egg", would be a regulation-size gold-plated football mounted on a pedestal. Costs of approximately \$250 would be shared by both schools. Ole Miss students held a tag day to raise funds.

The joint resolution of the two student bodies

declared they agreed on the trophy "in order to effect a better understanding in athletic relations, to foster clean sportsmanship, and to promote a lasting tradition..."

A brand-new series between the University of Mississippi and Mississippi A&M College began on Thanksgiving Day, 1927; the first Battle of the Golden Egg.

Of course, it was the Ole Miss-A&M slugfest, played before a crowd of 14,000 for the first possession of the gold football which was to become symbolic of supremacy in this annual feud-battle.

It was actually the 25th meeting of the two combatants. And for the second time in four years it was Push versus Pass, a heavier line versus a lighter passing attack. And once again the Pushers prevailed, except this time the pushing team was Ole Miss. The score was 20-12.

Unlike the previous year's brawl ending, the 1927 game closed with a highly dignified ceremony, the first presentation of the Golden Egg. As previously agreed in the inception of the egg, the schools first sang their alma maters, Ole Miss, as winner, sang first. The captains of the two teams, presidents of the two student bodies and the heads of the two schools met in the center of the field. B.M. Walker, president of A&M, presented the trophy to Alfred Hume, chancellor of the University, who turned it over to Ole Miss captain Applewhite.

The Egg is one of the most treasured possessions of either school. It is engraved with the score of each year's game and stands in a place of honor. When a tie occurred, the previous year's winner kept it for the first half of the year, then it went to the other school.

1978

The Ole Miss-Mississippi State series took on a new twist in 1978, a season which saw the Rebels 4-6 and the Bulldogs 6-4 heading into the season finale. As Steve Doyle of the Jackson, Miss., Clarion-Ledger reported in the Nov. 20 edition, "In a year in which neither team will be remembered, the Battle of the Golden Egg is a bowl game. Intense, heated, unbelievable in its lore, this one

is for supremacy of the season. Bragging rights, recruiting edges and sheer pride are the guts of it. Every cliché you've ever heard about a single game applies to it."

In 1978, with both teams apparently out of the bowl picture, Executive Sports Editor Tom Patterson decided to do something extra to spice up coverage of the annual grudge match, instructing his staff to follow the "Egg Bowl" theme throughout the week. The result was an award winning special section on Sunday, which recounted in great detail the Rebels' stunning 27-7 victory over the highly-favored Bulldogs. In that game, John Fourcade made his first start at quarterback to become the first Ole Miss freshman since 1945 to receive the starting nod at the signal-caller slot. The special section was a big success and the die was cast. Patterson's idea, for the most part, has been continued by the paper since 1978. Although it's officially the "Battle of the Golden Egg," most members of the media now refer to the annual bloodletting simply as the "Egg Bowl."

1983

In one of the series' most memorable battles, Ole Miss claimed a pulsating 24-23 victory over Mississippi State in Jackson, but it took some heroics on the part of the Rebels and a 40 miles-per-hour crosswind to decide the outcome. Down 17-0, Ole Miss got on the board when Timmy Moffett returned a punt 66 yards for a touchdown with 1:21 remaining in the first half. However, the Bulldogs added to their lead after the break, and the Rebels found themselves trailing 23-7 to start the fourth quarter. With the wind now at its back, Ole Miss utilized two fumble recoveries and an interception to take a late 24-23 advantage. But State made one last try and moved the ball to the Rebel 10 yardline with 24 seconds left. On fourth down, MSU kicker Artie Cosby attempted a 27-yard field goal, but as true as it was between the uprights, the ball never got there as the wind just slapped it down to give Ole Miss its first on-the-field winning season in eight years at 6-5 and a berth in the Independence Bowl.



Nov. 28, 2015: For the first time in 12 years, Ole Miss left Starkville with a victory, beating No. 21 Mississippi State 38-27 to retain the Golden Egg Trophy. It marked consecutive Egg Bowl victories for the first time since winning three straight from 2002-04.

1991-92

"The Battle of the Golden Egg" returned to campus in 1991 as Mississippi State hosted Ole Miss in Starkville. It marked the first on-campus meeting between the two teams since 1972. Vaught-Hemingway Stadium in Oxford was the site of the 1992 game, which Ole Miss won, 17-10 thanks to a thrilling goal-line stand. The series continues to rotate between campus sites.

1995

Ole Miss rode a school-record rushing performance and a stingy second-half deficit to a 13-10 victory over Mississippi State to regain the Egg Bowl Trophy. The win gave the Rebels a winning season and head coach Tommy Tuberville a triumph over the school's biggest rival in his first Egg Bowl game. Dou Innocent rushed for a record 242 yards on 39 carries to help the Rebels overcome an early 10-0 deficit. The Bulldogs never entered Ole Miss territory in the second half.

1997

The 1997 contest provided another close contest and perhaps the most exciting finish ever in the series. Stewart Patridge hit Andre Rone for a 10-yard TD pass with 25 seconds left and then found Cory Peterson over the middle on the two-point conversion attempt to give the Rebels a 15-14 win over Mississippi State. The win propelled the Rebels to their first bowl game since the 1992 Liberty Bowl when they were rewarded with an invite to the inaugural Ford Motor City Bowl in Pontiac, Mich.

2000

Running back Deuce McAllister rushed for three touchdowns and passed for another to lead Ole Miss to a 45-30 victory on Thanksgiving Night. With it being Senior Night in Oxford, McAllister hooked up with Rebel Romaro Miller on a 20-yard halfback option TD toss. McAllister finished with 121 yards rushing on 24 carries, while Miller threw for 127 yards and ran for 60. The win returned the Golden Egg to Oxford after a two-year absence.

2003

Eli Manning passed for 260 yards and three touchdowns to lead the Rebels to a 31-0 shutout win in his final regular-season collegiate game. The Ole Miss defense held the Bulldogs to only 91 yards passing and picked off one Mississippi State pass in Jackie Sherrill's final game as head coach on a rainy evening in Starkville. The win propelled the Rebels to the Cotton Bowl and their first 10 win season since 1971. The game was also the final of six straight Egg Bowls (1998-2003) played on Thanksgiving and televised nationally by ESPN.

2008

Jevan Snead threw for 213 yards and four touchdowns and Greg Hardy had three of Ole Miss' school-record 11 sacks, as the Rebels beat Mississippi State 45-0 in the most lopsided Egg Bowl in 37 years. The Rebels finished with a school-record minus-64 rushing yards allowed and 14 tackles for loss. Defensive end Greg Hardy and tackle Peria Jerry led the charge. Jerry had four tackles for loss, including two sacks.

2012

Paced by a three-touchdown performance from wide receiver Donte Moncrief, Ole Miss defeated No. 24 Mississippi State, 41-24. Moncrief had seven catches for a career-high 173 yards, the fourth-most in a single game in Ole Miss history. Quarterback Bo Wallace threw five touchdowns on the night. The Egg Bowl win propelled Ole Miss to its first bowl berth in three years and provided momentum that later saw the Rebels earn a BBVA Compass Bowl victory over Pitt in January and land the best signing class in school history the next month.

2014

Bo Wallace passed for nearly 296 yards, Evan Engram had a career-high 176 receiving yards and Jaylen Walton rushed for a career-high 148 yards to lead the No. 18 Rebels to a 31-17 win over No. 4 Mississippi State. Of his 14 carries, none were bigger than a highlight-reel 91-yard touchdown run that proved to be the game-winning score for the Rebels. The Egg Bowl win capped a 9-3 regular season for the Rebels and earned them a berth in the Chick-fil-A Peach Bowl.

2015

For the first time in 12 years, Ole Miss left Starkville with a victory. The Rebels scored 21 first-quarter points on their way to a 38-27 win, their second-straight Egg Bowl and first in Starkville since the 2003 season. Thanks to a potent offense, the Rebels set the single-season total offense record on the night and scored the most points in Starkville since the 1971 season. Quarterback Chad Kelly broke the school record for passing yards in a season with 236 yards and two touchdowns.

2017

Ole Miss entered Starkville as the underdog against 14th-ranked Mississippi State, but the Rebels jumped out to a 24-6 lead and held off a late Bulldog rally to secure the Golden Egg on Thanksgiving Day. Ole Miss followed an explosive day by Starkville native receiver A.J. Brown, who racked up 167 receiving yards, including a 77-yard scoring reception. Oxonian receiver D.K. Metcalf added 67 yards and a touchdown, while running back Jordan Wilkins had a 110-yard day with two touchdowns on the ground. Meanwhile, the Rebel defense forced five turnovers as Ole Miss won the Egg Bowl for the fourth time in six years.

This year's "Battle for the Golden Egg" will take place on Thanksgiving, Nov. 28, at Davis Wade Stadium in Oxford. The matchup will be the 118th meeting between the two schools and the 92nd Egg Bowl.

THE "EGG BOWL" SERIES

OLE MISS LEADS 56-28-5#

Date	Site	Results
Nov. 24, 1927	Oxford	Ole Miss 20, Mississippi State 12
Nov. 29, 1928	Starkville	Ole Miss 20, Mississippi State 19
Nov. 30, 1929	Oxford	Ole Miss 7, Mississippi State 7
Nov. 27, 1930	Starkville	Ole Miss 20, Mississippi State 0
Nov. 26, 1931	Oxford	Ole Miss 25, Mississippi State 14
Nov. 24, 1932	Starkville	Ole Miss 13, Mississippi State 0
Dec. 2, 1933	Oxford	Ole Miss 31, Mississippi State 0
Dec. 1, 1934	Jackson	Ole Miss 7, Mississippi State 3
Nov. 30, 1935	Oxford	Ole Miss 14, Mississippi State 6
Nov. 21, 1936	Starkville	Mississippi State 26, Ole Miss 6
Nov. 25, 1937	Oxford	Mississippi State 9, Ole Miss 7
Nov. 26, 1938	Starkville	Ole Miss 19, Mississippi State 6
Nov. 25, 1939	Oxford	Mississippi State 18, Ole Miss 6
Nov. 23, 1940	Starkville	Mississippi State 19, Ole Miss 0
Nov. 29, 1941	Oxford	Mississippi State 6, Ole Miss 0
Nov. 21, 1942	Starkville	Mississippi State 34, Ole Miss 13
Nov. 26, 1944	Oxford	Ole Miss 13, Mississippi State 8
Nov. 24, 1945	Starkville	Ole Miss 7, Mississippi State 6
Nov. 23, 1946	Oxford	Mississippi State 20, Ole Miss 0
Nov. 29, 1947	Starkville	Ole Miss 33, Mississippi State 14
Nov. 27, 1948	Oxford	Ole Miss 34, Mississippi State 7
Nov. 26, 1949	Starkville	Ole Miss 26, Mississippi State 0
Dec. 2, 1950	Oxford	Ole Miss 27, Mississippi State 20
Dec. 1, 1951	Starkville	Ole Miss 49, Mississippi State 7
Nov. 29, 1952	Oxford	Ole Miss 20, Mississippi State 14
Nov. 28, 1953	Starkville	Ole Miss 7, Mississippi State 7
Nov. 27, 1954	Oxford	Ole Miss 14, Mississippi State 0
Nov. 24, 1955	Starkville	Ole Miss 26, Mississippi State 0
Dec. 1, 1956	Oxford	Ole Miss 13, Mississippi State 7
Nov. 30, 1957	Starkville	Ole Miss 7, Mississippi State 7
Nov. 29, 1958	Oxford	Ole Miss 21, Mississippi State 0

Date	Site	Results
Nov. 28, 1959	Starkville	Ole Miss 42, Mississippi State 0
Nov. 26, 1960	Oxford	Ole Miss 35, Mississippi State 9
Dec. 2, 1961	Starkville	Ole Miss 37, Mississippi State 7
Dec. 1, 1962	Oxford	Ole Miss 10, Mississippi State 6
Nov. 30, 1963	Starkville	Ole Miss 10, Mississippi State 10
Dec. 5, 1964	Oxford	Mississippi State 20, Ole Miss 17
Nov. 27, 1965	Starkville	Ole Miss 21, Mississippi State 0
Nov. 26, 1966	Oxford	Ole Miss 24, Mississippi State 0
Dec. 2, 1967	Starkville	Ole Miss 10, Mississippi State 3
Nov. 30, 1968	Oxford	Ole Miss 17, Mississippi State 17
Nov. 27, 1969	Starkville	Ole Miss 48, Mississippi State 22
Nov. 26, 1970	Oxford	Mississippi State 19, Ole Miss 14
Nov. 25, 1971	Starkville	Ole Miss 48, Mississippi State 0
Nov. 25, 1972	Oxford	Ole Miss 51, Mississippi State 14
Nov. 24, 1973	Jackson	Ole Miss 38, Mississippi State 10
Nov. 23, 1974	Jackson	Mississippi State 31, Ole Miss 13
Nov. 22, 1975	Jackson	Ole Miss 13, Mississippi State 7
Nov. 20, 1976	Jackson	**Mississippi State 28, Ole Miss 11
Nov. 19, 1977	Jackson	**Mississippi State 18, Ole Miss 14
Nov. 25, 1978	Jackson	Ole Miss 27, Mississippi State 7
Nov. 24, 1979	Jackson	Ole Miss 14, Mississippi State 9
Nov. 22, 1980	Jackson	Mississippi State 19, Ole Miss 14
Nov. 21, 1981	Jackson	Ole Miss 21, Mississippi State 17
Nov. 20, 1982	Jackson	Mississippi State 27, Ole Miss 10
Nov. 19, 1983	Jackson	Ole Miss 24, Mississippi State 23
Nov. 24, 1984	Jackson	Ole Miss 24, Mississippi State 3
Nov. 23, 1985	Jackson	Ole Miss 45, Mississippi State 27
Nov. 22, 1986	Jackson	Ole Miss 24, Mississippi State 3
Nov. 21, 1987	Jackson	Mississippi State 30, Ole Miss 20
Nov. 26, 1988	Jackson	Ole Miss 33, Mississippi State 6
Nov. 25, 1989	Jackson	Ole Miss 21, Mississippi State 11

Date	Site	Results
Nov. 24, 1990	Jackson	Ole Miss 21, Mississippi State 9
Nov. 23, 1991	Starkville	Mississippi State 24, Ole Miss 9
Nov. 28, 1992	Oxford	Ole Miss 17, Mississippi State 10
Nov. 27, 1993	Starkville	Mississippi State 20, Ole Miss 13
Nov. 26, 1994	Oxford	Mississippi State 21, Ole Miss 17
Nov. 25, 1995	Starkville	Ole Miss 13, Mississippi State 10
Nov. 30, 1996	Oxford	Mississippi State 17, Ole Miss 0
Nov. 29, 1997	Starkville	Ole Miss 15, Mississippi State 14
Nov. 26, 1998	Oxford	Mississippi State 28, Ole Miss 6
Nov. 25, 1999	Starkville	Mississippi State 23, Ole Miss 20
Nov. 23, 2000	Oxford	Ole Miss 45, Mississippi State 30
Nov. 22, 2001	Starkville	Mississippi State 36, Ole Miss 28
Nov. 28, 2002	Oxford	Ole Miss 24, Mississippi State 12
Nov. 27, 2003	Starkville	Ole Miss 31, Mississippi State 0
Nov. 27, 2004	Oxford	Ole Miss 20, Mississippi State 3
Nov. 26, 2005	Starkville	Mississippi State 35, Ole Miss 14
Nov. 25, 2006	Oxford	Ole Miss 20, Mississippi State 17
Nov. 23, 2007	Starkville	Mississippi State 17, Ole Miss 14
Nov. 28, 2008	Oxford	Ole Miss 45, Mississippi State 0
Nov. 28, 2009	Starkville	Mississippi State 41, Ole Miss 27
Nov. 27, 2010	Oxford	Mississippi State 31, Ole Miss 23
Nov. 26, 2011	Starkville	Mississippi State 31, Ole Miss 3
Nov. 24, 2012	Oxford	^Ole Miss 41, Mississippi State 24
Nov. 28, 2013	Starkville	Mississippi State 17, Ole Miss 10 (OT)
Nov. 29, 2014	Oxford	^Ole Miss 31, Mississippi State 17
Nov. 28, 2015	Starkville	Ole Miss 38, Mississippi State 27
Nov. 26, 2016	Oxford	Mississippi State 55, Ole Miss 20
Nov. 23, 2017	Starkville	Ole Miss 31, Mississippi State 28
Nov. 22, 2018	Oxford	Mississippi State 35, Ole Miss 3

***Ole Miss won by forfeit
^Game vacated due to NCAA ruling
#Original record: 58-30-5*

OLE MISS BOWL HISTORY

Ole Miss has a proud tradition of bowling that dates back to 1935, including what once was a national record of consecutive bowl appearances — from 1957 to 1972. It is a high standard of excellence which present-day Ole Miss football teams continue to strive for.

Ed Walker coached the first Ole Miss bowl team, the high-scoring outfit of 1935 which outplayed, but was nipped by Catholic University, 20-19, in the 1936 Orange Bowl.

The next bowl for the Rebels was for the 1947 squad, a 12-year wait. But from there, with Coach John Howard Vaught at the Ole Miss helm, bowls came and kept coming after the Rebels following each season. Vaught took the Rebs to the ill-fated Delta Bowl in 1948, as the 1947 SEC Champions beat Texas Christian 13-9. Vaught had to wait until 1952 to go bowling again, but from that point forward, the Rebel mentor made post-season games a habit that was hard to break.

All-in-all, the Rebels participated in six Sugar Bowls, two Gators, one Cotton, two Bluebonnets, two Liberties, one Sun and one Peach during that run of 15 straight. Vaught's personal bowl record was 10-8, while Billy Kinard's 1971 Rebels, with a 9-2 record, earned a bid to play Georgia Tech in the Peach Bowl, which produced a 41-18 triumph.

Ole Miss dropped out of the bowl picture after that 1971 Peach Bowl appearance with Georgia Tech. When Billy Brewer became head coach prior to the 1983 season, the Rebels had not been bowling for 12 years. During Brewer's 11 years as head coach, Ole Miss went to five bowls, twice to the Independence, twice to the Liberty, and once to the Gator. Brewer was 3-2 as a coach in bowl games.

The Rebels returned to postseason action in 1997 for the first time since the 1992 Liberty Bowl, and for the first time under Tommy Tuberville, as Ole Miss was invited to the inaugural Ford Motor City Bowl in Pontiac, Mich.,



where they defeated Marshall 34-31.

The Rebels then followed with what was probably the biggest upset of the 1998 bowl season, as Ole Miss defeated heavily favored Texas Tech, 35-18, in the Sanford Independence Bowl in head coach David Cutcliffe's debut. Ole Miss went 4-1 in the five bowl games it played in under Cutcliffe as head coach, including three victories in the Independence Bowl, and one victory in the Cotton Bowl (2004).

Ole Miss returned to the Cotton Bowl in 2009 and 2010 under Houston Nutt, who led the Rebels to 47-34 and 21-7 victories, respectively.

Under first-year head coach Hugh Freeze, Ole Miss defeated Pittsburgh 38-17 in the BBVA Compass Bowl on Jan. 5, 2013, although the game was later vacated by NCAA ruling. The Rebels set a number of BBVA Compass Bowl records, including most points scored by a team

(38). Ole Miss followed that with a 25-17 win over Georgia Tech in the Music City Bowl in Nashville, Tennessee, on Dec. 30, 2013.

The Rebels made consecutive New Year's Six bowl appearances beginning with the Peach Bowl in 2014 and followed up the 2015 season with a record-setting 48-20 win over Oklahoma State in the Sugar Bowl on January 1, 2016. As a unit, the Rebels put up 554 yards of total offense, the most of any Ole Miss team in any bowl game, and also broke the previous record for points in a bowl game.

Editor's Note: Most of this section on Ole Miss' Bowl History was compiled and written by the late Billy Gates. Gates served as Sports Information Director at Ole Miss for 35 years until his death on Nov. 5, 1976. While serving as SID at Ole Miss, he helped promote 29 Rebels to All-America status in the sport of football and was a charter member of the CoSIDA Hall of Fame.

OLE MISS BOWL RESULTS

WON 23, LOST 13 (.639 win pct., 3rd-best in nation)#

Date	Bowl	Opponent	Score	Coach	Date	Bowl	Opponent	Score	Coach
1-1-36	Orange	Catholic U.	19-20	Ed Walker	12-10-83	Independence	Air Force	3-9	Billy Brewer
1-1-48	Delta	TCU	13-9	John H. Vaught	12-20-86	Independence	Texas Tech	20-17	Billy Brewer
1-1-53	Sugar	Georgia Tech	7-24	John H. Vaught	12-28-89	Liberty	Air Force	42-29	Billy Brewer
1-1-55	Sugar	Navy	0-21	John H. Vaught	1-1-91	Gator	Michigan	3-35	Billy Brewer
1-2-56	Cotton	TCU	14-13	John H. Vaught	12-31-92	Liberty	Air Force	13-0	Billy Brewer
1-1-58	Sugar	Texas	39-7	John H. Vaught	12-26-97	Motor City	Marshall	34-31	Tommy Tuberville
12-27-58	Gator	Florida	7-3	John H. Vaught	12-31-98	Independence	Texas Tech	35-18	David Cutcliffe
1-1-60	Sugar	LSU	21-0	John H. Vaught	12-31-99	Independence	Oklahoma	27-25	David Cutcliffe
1-2-61	Sugar	Rice	14-6	John H. Vaught	12-28-00	Music City	West Virginia	38-49	David Cutcliffe
1-1-62	Cotton	Texas	7-12	John H. Vaught	12-27-02	Independence	Nebraska	27-23	David Cutcliffe
1-1-63	Sugar	Arkansas	17-13	John H. Vaught	1-2-04	Cotton	Oklahoma State	31-28	David Cutcliffe
1-1-64	Sugar	Alabama	7-12	John H. Vaught	1-2-09	Cotton	Texas Tech	47-34	Houston Nutt
12-19-64	Bluebonnet	Tulsa	7-14	John H. Vaught	1-2-10	Cotton	Oklahoma State	21-7	Houston Nutt
12-18-65	Liberty	Auburn	13-7	John H. Vaught	1-5-13	^BBVA Compass	Pittsburgh	38-17	Hugh Freeze
12-17-66	Bluebonnet	Texas	0-19	John H. Vaught	12-30-13	Music City	Georgia Tech	25-17	Hugh Freeze
12-30-67	Sun	Texas-El Paso	7-14	John H. Vaught	12-31-14	Peach Bowl	TCU	3-42	Hugh Freeze
12-14-68	Liberty	Virginia Tech	34-17	John H. Vaught	1-1-16	Sugar Bowl	Oklahoma State	48-20	Hugh Freeze
1-1-70	Sugar	Arkansas	27-22	John H. Vaught	^Game vacated due to NCAA ruling				
1-2-71	Gator	Auburn	28-35	John H. Vaught	#Original record: 24-13				
12-30-71	Peach	Georgia Tech	41-18	Billy Kinard					

REBELS' BOWL SERIES RECORDS

Bowl	Gms	W	L	PF	PA
Sugar	9	6	3	180	125
Cotton	5	4	1	120	94
Independence	5	4	1	112	92
Liberty	4	4	0	102	53
Gator	3	1	2	38	73
Bluebonnet	2	0	2	7	33
Music City.....	2	1	1	63	66
Peach.....	2	1	1	43	60
Delta	1	1	0	13	9
Motor City	1	1	0	34	31
Orange.....	1	0	1	19	20
Sun.....	1	0	1	7	14
BBVA Compass^	0	0	0	38	17
Totals.....	36	23	13	764	645

^ Game vacated due to NCAA ruling

OUTSTANDING PLAYER AWARDS

SUGAR BOWL

*Ray Brown, QB, 1958
 Bobby Franklin, QB, 1960
 Jake Gibbs, QB, 1961
 Glynn Griffing, QB, 1963
 Archie Manning, QB, 1970
 Chad Kelly, QB, 2016
 * Lone unanimous choice in Sugar Bowl history

COTTON BOWL

Eagle Day, QB, 1956 - Most Valuable Back
 Buddy Alliston, LG, 1956 - Most Valuable Lineman
 Eli Manning, QB, 2004 - Most Valuable Offensive Player
 Josh Cooper, DE, 2004 - Most Valuable Defensive Player
 Dexter McCluster, WR, 2009 - Most Valuable Offensive Player
 Marshay Green, DB, 2009 - Most Valuable Defensive Player
 Dexter McCluster, RB-WR, 2010 - Most Valuable Offensive Player

INDEPENDENCE BOWL

Andre Townsend, DT, 1983 - Most Valuable Player, Defense
 Dwayne Nesmith, 1983 - Scholar Athlete Award
 Mark Young, QB, 1986 - Most Valuable Player, Offense
 Jeff Noblin, 1986 - Scholar Athlete Award
 Kendrick Clancy, DT, 1998 - Most Valuable Player, Defense
 Romaro Miller, QB, 1998 - Most Valuable Player, Offense
 Tim Strickland, CB, 1999 - Most Valuable Player, Defense
 Eli Manning, QB, 2002 - Most Valuable Player, Offense

LIBERTY BOWL

Charles Hinton, C, 1965 - Outstanding Offensive Lineman
 Lee Garner, LLB, 1965 - Outstanding Defensive Lineman
 Steve Hindman, TB, 1968 - MVP; Outstanding Offensive Back
 Robert Bailey, M, 1968 - Outstanding Defensive Back
 Worthy McClure, T, 1968 - Outstanding Offensive Lineman
 Randy Baldwin, RB, 1989 - MVP; Outstanding Offensive Player
 Jeff Carter, FS, 1989 - Outstanding Defensive Player
 Shawn Cobb, LB, 1989 - Outstanding Student-Athlete Award
 Russ Shows, QB, 1992 - Outstanding Offensive Player
 Cassius Ware, LB, 1992 - MVP; Outstanding Defensive Player

GATOR BOWL

Bobby Franklin, QB, 1958 - Most Valuable Player, Winning Team
 Archie Manning, QB, 1971 - Most Valuable Player, Losing Team
 Tyrone Ashley, DB, 1991 - Most Valuable Player, Losing Team

BLUEBONNET BOWL

Mac McClure, LB, DE, 1996 - Outstanding Ole Miss Player

MUSIC CITY BOWL

Bo Wallace, QB, 2013 - Most Valuable Player

PEACH BOWL

Norris Weese, QB, 1971 - Most Valuable Player, Offense
 Crowell Armstrong, LB, 1971 - Most Valuable Player, Defense

BBVA COMPASS BOWL

Bo Wallace, QB, 2013 - Most Valuable Player

MOTOR CITY BOWL

Stewart Patridge, QB, 1997 - Most Valuable Player

OLE MISS IN BOWL RECORD BOOK

BOWL WINNING PCT. (min 25 app.)

1.	Oklahoma State (19-10)655
2.	Southern California (34-18)654
3.	OLE MISS (23-13)639
4.	Syracuse (16-9-1)635
5.	Florida State (28-16-2)630
6.	Alabama (41-26-3)616
7.	Penn State (29-18-2)612
8.	Georgia (31-21-3)591
9.	Auburn (24-17-2)581
10.	Oklahoma (29-22-1)567

BOWL VICTORIES

1.	Alabama	41
2.	Southern California	34
3.	Georgia	31
4.	Oklahoma	29
	Penn State	29
	Texas	29
7.	Florida State	28
	Tennessee	28
9.	Nebraska	26
	LSU	26
11.	Georgia Tech	25
12.	Auburn	24
	Ohio State	24
	Clemson	24
16.	OLE MISS	23
	Florida	23

Other SEC schools:

Texas A&M	18
Arkansas	15
Missouri	15
Mississippi State	13
South Carolina	9
Kentucky	9
Vanderbilt	4

BOWL APPEARANCES

1.	Alabama	70
2.	Georgia	55
	Texas	55
4.	Nebraska	53
5.	Tennessee	52
	Southern California	52
	Oklahoma	52
8.	LSU	50
9.	Penn State	49
	Ohio State	49
11.	Michigan	47
12.	Florida State	46
13.	Georgia Tech	45
14.	Florida	44
	Clemson	44
16.	Auburn	43
17.	Arkansas	42
18.	Texas A&M	40
	Miami (Fla.)	40
20.	Texas Tech	38
	Washington	38
21.	West Virginia	37
22.	OLE MISS	36
	Notre Dame	36
	UCLA	36
	BYU	36

Other SEC schools:

Missouri	33
South Carolina	23
Mississippi State	22
Kentucky	18
Vanderbilt	9

OLE MISS BOWL RECORDS

TEAM OFFENSE RECORDS

MOST POINTS: 48 (vs. Oklahoma State, 2016 Sugar)
FEWEST POINTS: 0 (vs. Navy, 1955 Sugar; vs. Texas, 1966 Bluebonnet)
MOST TOUCHDOWNS: 6 (vs. Texas, 1958 Sugar; vs. Air Force, 1989 Liberty; vs. Texas Tech, 2009 Cotton; vs. Oklahoma State, 2016 Sugar)
MOST TOUCHDOWNS PASSING: 4 (vs. Oklahoma State, 2016 Sugar)
MOST FIELD GOALS: 3 (vs. West Virginia, 2000 Music City)
MOST PATS: 6 (vs. Air Force, 1989 Liberty; vs. Texas Tech, 2009 Cotton, vs. Oklahoma State, 2016 Sugar)
MOST FIRST DOWNS: 30 (vs. Air Force, 1989 Liberty)
FEWEST FIRST DOWNS: 5 (vs. Navy, 1955 Sugar)
MOST FIRST DOWNS RUSHING: 13 (vs. Texas, 1958 Sugar; vs. Air Force, 1989 Liberty)
FEWEST FIRST DOWNS RUSHING: 2 (vs. Texas-El Paso, 1967 Sun; vs. TCU, 2014 Peach)
MOST FIRST DOWNS PASSING: 20 (vs. Texas Tech, 1986 Independence)
FEWEST FIRST DOWNS PASSING: 1 (vs. Navy, 1955 Sugar; vs. Auburn, 1965 Liberty)
MOST PLAYS — TOTAL OFFENSE: 88 (vs. Texas Tech, 1986 Independence)
FEWEST PLAYS — TOTAL OFFENSE: 48 (vs. Florida, 1958 Gator)
MOST RUSHING PLAYS: 50 (vs. Oklahoma State, 2010 Cotton)
FEWEST RUSHING PLAYS: 7 (vs. Florida, 1958 Gator)
MOST PASSING PLAYS: 51 (vs. West Virginia, 2000 Music City)
FEWEST PASSING PLAYS: 7 (vs. Florida, 1958 Gator)
MOST PASSES COMPLETED: 31 (vs. Texas Tech, 1986 Independence)
FEWEST PASSES COMPLETED: 2 (vs. Florida, 1958 Gator)
MOST RUSH-PASS YARDS: 554 (vs. Oklahoma State, 2016 Sugar)
FEWEST RUSH-PASS YARDS: 109 (vs. Texas-El Paso, 1967 Sun)
MOST YARDS RUSHING: 304 (vs. Texas, 1958 Sugar)
FEWEST YARDS RUSHING: 9 (vs. TCU, 2014 Peach)
MOST YARDS PASSING: 388 (vs. West Virginia, 2000 Music City)
FEWEST YARDS PASSING: 24 (vs. Auburn, 1965 Liberty)
MOST PASSES INTERCEPTED BY OLE MISS: 4 (vs. Navy, 1955 Sugar; vs. Texas, 1958 Sugar; vs. Rice, 1961 Sugar; vs. Texas, 1968 Bluebonnet vs. Oklahoma State, 2010 Cotton)
FEWEST PASSES INTERCEPTED BY OLE MISS: 0 (vs. Air Force, 1983 Independence; vs. Marshall, 1997 Motor City)
MOST PENALTIES — YARDS: 12-93 (vs. West Virginia, 2000 Music City)
FEWEST PENALTIES — YARDS: 2-10 (vs. Rice, 1961 Sugar)
MOST FUMBLES — LOST: +11-6 (vs. Alabama, 1964 Sugar)
FEWEST FUMBLES — LOST: 0-0 (vs. Auburn, 1965 Liberty; vs. Texas, 1966 Bluebonnet; vs. Arkansas, 1970 Sugar; vs. Marshall, 1997 Motor City; vs. Oklahoma State, 2016 Sugar)

TEAM DEFENSE RECORDS

MOST POINTS: 49 (by W. Virginia, 2000 Music City)
FEWEST POINTS: 0 (by LSU, 1960 Sugar; by Air Force, 1992 Liberty)
MOST TOUCHDOWNS: 7 (by West Virginia, 2000 Music City)
FEWEST TOUCHDOWNS: 0 (by Florida, 1958 Gator; by LSU, 1960 Sugar; by Alabama, 1964 Sugar; by Air Force, 1983 Independence, by Air Force, 1992 Liberty)
MOST TOUCHDOWNS RUSHING: 3 (by Texas, 1966 Bluebonnet; by Georgia Tech, 1971 Peach; by Oklahoma State, 2004 Cotton)

FEWEST TOUCHDOWNS RUSHING: 0 (by TCU, 1948 Delta; by Florida, 1958 Gator; by LSU, 1960 Sugar; by Arkansas, 1963 Sugar; by Alabama, 1964 Sugar; by Air Force, 1983 Independence; by Air Force, 1992 Liberty; by Oklahoma, 1999 Independence; by Oklahoma State, 2010 Cotton; by Pittsburgh, 2013 BBVA Compass)
MOST TOUCHDOWNS PASSING: 5 (by West Virginia, 2000 Music City)
FEWEST TOUCHDOWNS PASSING: 0 (by TCU, 1948 Delta; by TCU, 1956 Cotton; Texas, 1958 Sugar; by Florida, 1958 Gator; LSU, 1960 Sugar; by Rice, 1961 Sugar; by Alabama, 1964 Sugar; by Auburn, 1965 Liberty; by Texas, 1966 Bluebonnet; by Virginia Tech, 1968 Liberty; by Air Force, 1983 Independence; by Texas Tech, 1986 Independence; by Air Force, 1992 Liberty; by Oklahoma State, 2016 Sugar)
MOST FIELD GOALS: 4 (by Alabama, 1964 Sugar); 2 (by Arkansas, 1963 Sugar)
MOST PAT: 7 (by West Virginia, 2000 Music City)
FEWEST PAT: 0 (by Florida, 1958 Gator; by LSU, 1960 Sugar; by Rice, 1961 Sugar; Texas, 1962 Cotton; by Alabama, 1964 Sugar; by Georgia Tech, 1971; Peach; by Air Force, 1983 Independence; Air Force, 1992 Liberty)
MOST FIRST DOWNS: 35 (by Michigan, 1991 Gator)
FEWEST FIRST DOWNS: 6 (by LSU, 1960 Sugar; by Arkansas, 1963 Sugar)
MOST PLAYS — TOTAL OFFENSE: 85 (by Michigan, 1991 Gator)
FEWEST PLAYS — TOTAL OFFENSE: 47 (by Arkansas, 1963 Sugar)
MOST RUSHING PLAYS: 63 (by Air Force, 1983 Independence)
FEWEST RUSHING PLAYS: 23 (by Marshall, 1997 Motor City)
MOST PASSING PLAYS: 58 (by Texas Tech, 2009 Cotton)
FEWEST PASSING PLAYS: 5 (by TCU, 1956 Cotton)
MOST PASSES COMPLETED: 39 (by Oklahoma, 1999 Independence)
FEWEST PASSES COMPLETED: 1 (by Virginia Tech, 1968 Liberty)
MOST RUSH-PASS YARDS: 715 (by Michigan, 1991 Gator)
FEWEST RUSH-PASS YARDS: 74 (by LSU, 1960 Sugar)
MOST YARDS RUSHING: 391 (by Michigan, 1991 Gator)
FEWEST YARDS RUSHING: -15 (by LSU, 1960 Sugar)
MOST YARDS PASSING: 390 (by Oklahoma, 1999 Independence)
FEWEST YARDS PASSING: 2 (by Virginia Tech, 1968 Liberty)
MOST PASSES INTERCEPTED: 5 (by Texas, 1962 Cotton)
MOST PENALTIES — YARDS: 12 — 120 (Virginia Tech, 1968 Liberty)
FEWEST PENALTIES: 1 (Navy, 1955 Sugar)
FEWEST YARDS PENALIZED: 2-12 (Air Force, 1989 Liberty)
MOST FUMBLES — LOST: 7-4 (by Texas, 1958 Sugar)
FEWEST FUMBLES — LOST: 0-0 (by Navy, 1955 Sugar; by Arkansas, 1963 Sugar; by Tulsa, 1964 Bluebonnet; by Auburn, 1965 Liberty; by Texas-El Paso, 1967 Sun; by West Virginia, 2000 Music City; by Oklahoma State, 2004 Cotton; by Oklahoma State, 2016 Sugar)

INDIVIDUAL OFFENSE RECORDS

Most Plays — Total Offense
 62 Mark Young (12 running, 50 passing), vs. Texas Tech, 1986 Independence
 50 Eli Manning (6 running, 44 passing), vs. Nebraska, 2002 Independence
 50 Stewart Patridge (3 running, 47 passing), vs. Marshall, 1997 Motor City
 48 Archie Manning (13 running, 35 passing), vs. Arkansas, 1970 Sugar
 45 Bo Wallace (13 running, 32 passing), vs. Georgia Tech, 2013 Music City

43 Chad Kelly (10 running, 33 passing), vs. Oklahoma State, 2016 Sugar
 42 John Darnell (9 running, 33 passing), vs. Air Force, 1989 Liberty
 40 Bo Wallace (8 running, 32 passing), vs. Pittsburgh, 2013 BBVA Compass
 39 Dexter McCluster (34 running, 5 receiving), vs. Oklahoma State, 2010 Cotton
 39 Archie Manning (11 running, 28 passing), vs. Auburn, 1971 Gator
 39 Archie Manning (11 running, 28 passing), vs. Virginia Tech, 1968 Liberty
 39 Glynn Griffing (16 running, 23 passing), vs. Arkansas, 1963 Sugar
 39 Glynn Griffing (10 running, 29 passing), vs. Texas, 1962 Cotton

Most Yards — Total Offense

375 Chad Kelly (73 running, 302 passing), vs. Oklahoma State, 2016 Sugar
 342 Bo Wallace (86 running, 356 passing), vs. Georgia Tech, 2013 Music City
 335 Stewart Patridge (3 running, 332 passing), vs. Marshall, 1997 Motor City
 314 Mark Young (-29 running, 343 passing), vs. Texas Tech, 1986 Independence
 312 Archie Manning (39 running, 273 passing), vs. Arkansas, 1970 Sugar
 290 Jevan Snead (-2 running, 292 passing), vs. Texas Tech, 2009 Cotton
 289 Eli Manning (-24 running, 313 passing) vs. Nebraska, 2002 Independence
 275 Archie Manning (95 running, 180 passing), vs. Auburn, 1971 Gator
 260 Eli Manning (1 running, 259 passing) vs. Oklahoma State, 2004 Cotton
 260 John Darnell (-1 running, 261 passing), vs. Air Force, 1989 Liberty)
 257 Glynn Griffing (15 running, 242 passing), vs. Arkansas, 1963 Sugar
 253 Romaro Miller (32 running, 221 passing), vs. W. Virginia, 2000 Music City
 229 Dexter McCluster (184 running, 45 receiving), vs. Oklahoma State, 2010 Cotton
 212 Romaro Miller (-4 running, 216 passing), vs. Texas Tech, 1998 Independence
 208 Glynn Griffing (45 running, 163 passing), vs. Texas, 1962 Cotton
 187 Romaro Miller (-15 running, 202 passing) vs. Oklahoma, 1999 Independence
 187 Charlie Conerly (0 running, 187 passing), vs. TCU, 1948 Delta
 181 Ray Brown (157 running, 24 passing), vs. Texas, 1958 Sugar
 178 Bo Wallace (27 running, 151 passing), vs. Pittsburgh, 2013 BBVA Compass
 177 Russ Shows (14 running, 163 passing), vs. Air Force, 1992 Liberty
 167 Bobby Franklin (19 running, 148 passing), vs. LSU, 1960 Sugar
 167 Eli Manning (0 running, 167 passing), vs. W. Virginia, 2000 Music City

Most Yards — Rushing

184 Dexter McCluster (34 plays), vs. Oklahoma State, 2010 Cotton
 177 Randy Baldwin (14 plays), vs. Air Force, 1989 Liberty
 157 Ray Brown (15 plays), vs. Texas, 1958 Sugar

- 133 Tremaine Turner (20 plays)
vs. Oklahoma State, 2004 Cotton
- 121 Deuce McAllister (17 plays)
vs. Oklahoma, 1999 Independence
- 121 Steve Hindman (15 plays),
vs. Virginia Tech, 1968 Liberty
- 119 Greg Ainsworth (28 plays),
vs. Georgia Tech, 1971 Peach
- 111 Buford McGee (22 plays),
vs. Air Force, 1983 Independence
- 110 John Avery (27 plays),
vs. Marshall, 1997 Motor City
- 101 Brandon Bolden (11 plays),
vs. Texas Tech, 2009 Cotton
- 99 Dexter McCluster (14 plays),
vs. Texas Tech, 2009 Cotton
- 96 I'Tavius Mathers (6 plays)
vs. Pittsburgh, 2013 BBVA Compass
- 95 Archie Manning (11 plays),
vs. Auburn, 1971 Gator
- 94 Bo Bowen (12 plays),
vs. Arkansas, 1970 Sugar
- 86 Bo Wallace (13 plays),
vs. Georgia Tech, 2013 Music City
- 79 Deuce McAllister (27 plays),
vs. Texas Tech, 1998 Independence
- 79 Paige Cothren (12 plays),
vs. TCU, 1956 Cotton
- 75 Mike Dennis (15 plays),
vs. Auburn, 1965 Liberty
- 73 Chad Kelly (10 plays),
vs. Oklahoma State, 2016 Sugar
- 73 Mike Dennis (17 plays),
vs. Tulsa, 1964 Bluebonnet
- 72 Jimmy Heidel (16 plays),
vs. Auburn, 1965 Liberty
- 71 Deuce McAllister (8 plays),
vs. Marshall, 1997 Motor City

Most Yards — Passing

- 343 Mark Young vs. Texas Tech, 1986 Independence
- 332 Stewart Patridge vs. Marshall, 1997 Motor City
- 313 Eli Manning vs. Nebraska, 2002 Independence
- 302 Chad Kelly vs. Oklahoma State, 2016 Sugar
- 292 Jevan Snead vs. Texas Tech, 2009 Cotton
- 273 Archie Manning vs. Arkansas, 1970 Sugar
- 259 Eli Manning vs. Oklahoma State, 2004 Cotton
- 256 Bo Wallace vs. Georgia Tech, 2013 Music City
- 242 Glynn Griffing vs. Arkansas, 1963 Sugar
- 221 Romaro Miller vs. W. Virginia, 2000 Music City
- 216 Romaro Miller vs. Texas Tech, 1998 Independence
- 202 Romaro Miller vs. Oklahoma, 1999 Independence
- 187 Charlie Conerly vs. TCU, 1948 Delta
- 180 Archie Manning vs. Auburn, 1971 Gator
- 167 Jevan Snead vs. Oklahoma State, 2010 Cotton
- 167 Eli Manning vs. W. Virginia, 2000 Music City
- 163 Russ Shows vs. Air Force, 1992 Liberty
- 163 Glynn Griffing vs. Texas, 1962 Cotton
- 151 Bo Wallace vs. Pittsburgh, 2013 BBVA Compass
- 150 Russ Shows vs. Michigan, 1991 Gator
- 148 Bobby Franklin vs. LSU, 1960 Sugar
- 141 Archie Manning vs. Virginia Tech, 1968 Liberty

Most Passes Attempted

- 50 Mark Young vs. Texas Tech, 1986 Independence
- 47 Stewart Patridge vs. Marshall, 1997 Motor City
- 44 Eli Manning vs. Nebraska, 2002 Independence
- 35 Archie Manning vs. Arkansas, 1970 Sugar
- 33 Chad Kelly vs. Oklahoma State, 2016 Sugar
- 33 John Darnell vs. Air Force, 1989 Liberty
- 32 Bo Wallace vs. Pittsburgh, 2013 BBVA Compass
- 32 Bo Wallace vs. Georgia Tech, 2013 Music City
- 31 Eli Manning vs. Oklahoma State, 2004 Cotton
- 31 Romaro Miller vs. W. Virginia, 2000 Music City
- 29 Jevan Snead vs. Texas Tech, 2009 Cotton
- 29 Glynn Griffing vs. Texas, 1962 Cotton
- 28 Romaro Miller vs. Oklahoma, 1999 Independence
- 28 Archie Manning vs. Virginia Tech, 1968 Liberty
- 28 Charlie Conerly vs. TCU, 1948 Delta
- 27 Kelly Powell vs. Air Force, 1983 Independence
- 24 Jim Weatherly vs. Tulsa, 1964 Bluebonnet
- 23 Jevan Snead vs. Oklahoma State, 2010 Cotton

- 23 Romaro Miller vs. Texas Tech, 1998 Independence
- 23 Bruce Newell vs. Texas-El Paso, 1967 Sun
- 23 Glynn Griffing vs. Arkansas, 1963 Sugar

Most Passes Completed

- 31 Mark Young (31x50), vs. Texas Tech, 1986 Independence
- 29 Stewart Patridge (29x47), vs. Marshall, 1997 Motor City
- 25 Eli Manning (25x44), vs. Nebraska, 2002 Independence
- 22 Bo Wallace (22x32), vs. Georgia Tech, 2013 Music City
- 22 Bo Wallace (22x32), vs. Pittsburgh, 2013 BBVA Compass
- 22 Eli Manning (22x31), vs. Oklahoma State, 2004 Cotton
- 21 Chad Kelly (21x33), vs. Oklahoma State, 2016 Sugar
- 21 Archie Manning (21x35), vs. Arkansas, 1970 Sugar
- 19 John Darnell (19x33), vs. Air Force, 1989 Liberty
- 19 Archie Manning (19x28), vs. Auburn, 1971 Gator
- 18 Jevan Snead (18x29), vs. Texas Tech, 2009 Cotton
- 18 Romaro Miller (18x28), vs. Oklahoma, 1999 Independence
- 16 Jim Weatherly (16x24), vs. Tulsa, 1964 Bluebonnet
- 16 Romaro Miller (16x31), vs. W. Virginia, 2000 Music City
- 14 Romaro Miller (14x23), vs. Texas Tech, 1998 Independence
- 14 Glynn Griffing (14x23), vs. Arkansas, 1963 Sugar
- 13 Jevan Snead (13x23), vs. Oklahoma State, 2010 Cotton
- 12 Russ Shows (12x20), vs. Michigan, 1991 Gator
- 12 Archie Manning (12x28), vs. Virginia Tech, 1968 Liberty
- 12 Bruce Newell (12x23), vs. Texas-El Paso, 1967 Sun
- 12 Glynn Griffing (12x29), vs. Texas, 1962 Cotton
- 12 Charlie Conerly (12x28), vs. TCU, 1948 Delta
- 12 Eli Manning (12x20), vs. W. Virginia, 2000 Music City

Most Passes Caught

- 9 Jim Poole (111 yards), vs. Auburn, 1971 Gator
- 9 Mike Dennis (114 yards), vs. Tulsa, 1964 Bluebonnet
- 8 Chris Collins (75 yards), vs. Oklahoma State, 2004 Cotton
- 8 J. R. Ambrose (102 yards), vs. Texas Tech, 1986 Independence
- 7 Shay Hodge (112 yards) vs. Oklahoma State, 2010 Cotton
- 7 Cory Peterson (66 yards), vs. Marshall, 1997 Motor City
- 7 Floyd Franks (78 yards), vs. Auburn, 1971 Gator
- 7 Jim Poole (72 yards), vs. Arkansas, 1970 Sugar
- 6 Evan Ingram (96 yards), vs. Oklahoma State, 2016 Sugar
- 6 Laquon Treadwell (71 yards), vs. Oklahoma State, 2016 Sugar
- 6 Donte Moncrief (113 yards), vs. Georgia Tech, 2013 Music City
- 6 Ja-Mes Logan (36 yards), vs. Pittsburgh, 2013 BBVA Compass
- 6 Donte Moncrief (31 yards), vs. Pittsburgh, 2013 BBVA Compass
- 6 Dexter McCluster (83 yards) vs. Texas Tech, 2009 Cotton
- 6 Rufus French (37 yards), vs. Marshall, 1997 Motor City
- 6 Tim Moffett (96 yards), vs. Air Force, 1983 Independence
- 6 Hank Shows (70 yards), vs. Virginia Tech, 1968 Liberty

- 1968 Liberty
- 6 Billy Kinard (83 yards), vs. TCU, 1956 Cotton
- 6 Chris Collins (58 yards), vs. Nebraska, 2002 Independence
- 6 Bill Flowers (76 yards), vs. Nebraska, 2002 Independence

Scoring Leaders

- 18 Laquon Treadwell, vs. Oklahoma State 2016 Sugar (3 TD)
- 18 Deuce McAllister, vs. Texas Tech, 1998 Independence (3 TD)
- 12 Gary Wunderlich, vs. Oklahoma State, 2016 Sugar (2 FG, 6x6 EP)
- 12 Bo Wallace, vs. Georgia Tech 2013 Music City (2 TD)
- 12 Dexter McCluster vs. Oklahoma State, 2010 Cotton (2 TD)
- 12 Gerald Harris, vs. Texas Tech, 2009 Cotton (2 TD)
- 12 Toward Sanford, vs. Nebraska, 2002 Independence (2 TD)
- 12 Deuce McAllister, vs. Oklahoma, 1999 Independence (2 TD)
- 12 Randy Baldwin, vs. Air Force, 1989 Liberty (2 TD)
- 12 Jim Porter, vs. Georgia Tech, 1971 Peach (2 TD)
- 12 Jake Gibbs, vs. Rice, 1961 Sugar (2 TD)
- 12 Ray Brown, vs. Texas, 1958 Sugar (2 TD)
- 12 Les Binkley, vs. W. Virginia, 2000 Music City (3 FG, 3x3 EP)
- 11 Cloyce Hinton, vs. Georgia Tech, 1971 Peach (2 FG, 5x5 EP)

Most Scoring Passes

- 4 +Chad Kelly vs. Oklahoma State, 2016 Sugar
- 3 Bo Wallace vs. Pittsburgh, 2013 BBVA Compass
- 3 Jevan Snead, vs. Texas Tech, 2009 Cotton
- 3 Eli Manning, vs. Oklahoma State, 2004 Cotton
- 3 Eli Manning, vs. W. Virginia, 2000 Music City
- 3 Romaro Miller, vs. Texas Tech, 1998 Independence
- 3 Stewart Patridge, vs. Marshall, 1997 Motor City
- 2 Romaro Miller, vs. Oklahoma, 1999 Independence
- 2 Archie Manning, vs. Virginia Tech, 1968 Liberty
- 2 Bobby Franklin, vs. LSU, 1960 Sugar
- 2 Charlie Conerly, vs. TCU, 1948 Delta

Most Passes Intercepted By

- 3 Bo Wallace vs. TCU, 2014 Peach
- 3 Jevan Snead vs. Oklahoma State, 2010 Cotton
- 3 Tommy Luke, vs. Texas, 1966 Bluebonnet
- 3 Ray Brown, vs. Texas, 1958 Sugar

Punting Leaders

- 48.2 Tyler Campbell (4 punts), vs. Oklahoma State, 2010 Cotton
- 47.5 Gary Wunderlich (2 punts), vs. Oklahoma State, 2016 Sugar
- 47.3 Larry Northam (6 punts), vs. Auburn, 1971 Gator
- 45.5 Bill Smith (6 punts), vs. Texas Tech, 1986 Independence
- 44.0 Will Gleeson (2 punts), vs. Oklahoma State 2016 Sugar
- 44.0 Frank Lambert (4 punts), vs. Alabama, 1964 Sugar
- 43.8 Cody Ridgeway (8 punts), vs. Nebraska, 2002 Independence
- 43.6 Bill Smith (5 punts), vs. Air Force, 1983 Independence
- 43.1 Will Gleeson (8 punts), vs. TCU 2014 Peach
- 42.7 Eagle Day (6 punts), vs. TCU, 1956 Cotton
- 42.4 Tyler Campbell (5 punts), vs. Georgia Tech 2013 Music City

+ Sugar Bowl Record

BOWL RECORDS HELD BY OLE MISS

BIRMINGHAM BOWL

Longest run from scrimmage: 62, l'Tavius Mathers
(Ole Miss vs. Pittsburgh, 2013)
Longest TD run from scrimmage: 62, l'Tavius Mathers
(Ole Miss vs. Pittsburgh, 2013)

BLUEBONNET BOWL

Most passes had intercepted, one team: 4
(Ole Miss vs. Texas, 1966)
Most interception return yards, two teams: 94
(Texas-54, Ole Miss-40, 1966)
Most passes intercepted, two teams: 8
(Texas-4, Ole Miss-4, 1966)
Fewest punt return yards, two teams: 0
(Texas vs. Ole Miss, 1966)
Fewest punt returns, two teams: 0
(Texas vs. Ole Miss, 1966)
Fewest fumbles, one team: 0 (Texas vs. Ole Miss, 1966)
Fewest fumbles lost, two teams: 0 (Tulsa vs. Ole Miss, 1964)
Fewest points, one team: 0 (Texas vs. Ole Miss, 1966)
Fewest TD one team: 0 (Texas vs. Ole Miss, 1966)
Fewest conversions, one team: 0 (Texas vs. Ole Miss, 1966)
Most pass interceptions: 3, Tommy Luke
(Texas vs. Ole Miss, 1966)

COTTON BOWL

Best interception percentage: 40%, picked off
2-of-5 passes (TCU vs. Ole Miss, 1956)
Most points in first half, two teams: 45
(Ole Miss-24, Texas Tech-21, 2009)*
Most touchdowns passing in first half: 3, Jevan Snead
(Ole Miss vs. Texas Tech, 2009)*
Most rushing attempts: 34, Dexter McCluster
(Ole Miss vs. Oklahoma State, 2010)
Most offensive plays: 39, Dexter McCluster
(Ole Miss vs. Oklahoma State, 2010)
Most punt return yards: 106, Marshay Green
(Ole Miss vs. Oklahoma State, 2010)
Highest punt return average: 28.5, Marshay Green
(Ole Miss vs. Oklahoma State, 2010)
Most passing yards, career: 460, Jevan Snead
(Ole Miss vs. Texas Tech, 2009; Oklahoma State, 2010)
Most PATs, career: 9, Joshua Shene
(Ole Miss vs. Texas Tech, 2009; Oklahoma State, 2010)
Most offensive plays, career: 59, Dexter McCluster
(Ole Miss vs. Texas Tech, 2009; Oklahoma State, 2010)

INDEPENDENCE BOWL

Most yards passing, two teams: 592
(Ole Miss vs. Oklahoma, 1999)
Most passes attempted, two teams: 90
(Ole Miss vs. Texas Tech, 1986)
Most passes completed, two teams: 57
(Ole Miss vs. Oklahoma, 1999)
Most touchdown passes, team: 3
(Ole Miss vs. Texas Tech, 1998)*
Most touchdown passes, individual: 3, Romaro Miller
(Ole Miss vs. Texas Tech, 1998)*
Most first downs passing: 20 (Ole Miss vs. Texas Tech, 1986)
Most passes intercepted, individual: 2, Anthony Magee
(Ole Miss vs. Texas Tech, 1998)*
Longest run from scrimmage: 80, Deuce McAllister
(Ole Miss vs. Oklahoma, 1999)
Longest TD run from scrimmage: 80, Deuce McAllister
(Ole Miss vs. Oklahoma, 1999)

LIBERTY BOWL

Most first downs: 30 [13 rushing, 17 passing]
(Ole Miss vs. Air Force, 1989)
Most touchdowns, game: 6, (Ole Miss vs. Air Force, 1989)
Least first downs passing: 0 (Auburn vs. Ole Miss, 1965;
Virginia Tech vs. Ole Miss, 1968)
Least times fumbled: 0 (Auburn vs. Ole Miss, 1965)*
Fumbles lost: 0 (Auburn vs. Ole Miss, 1965)*

MOTOR CITY BOWL

Fewest passes intercepted: 0 (Ole Miss vs. Marshall, 1997)*
Fewest fumbles: 0 (Ole Miss vs. Marshall, 1997)*
Fewest fumbles lost: 0 (Ole Miss vs. Marshall, 1997)*
Most punts returned, team: 5 (Ole Miss vs. Marshall, 1997)*

MUSIC CITY BOWL

Most yards passing: 388 (Ole Miss vs. West Virginia, 2000)
Most points allowed: 49 (Ole Miss vs. West Virginia, 2000)
Most penalties: 12 (Ole Miss vs. West Virginia, 2000)*

ORANGE BOWL

Fewest passing attempts: 3 (Catholic vs. Ole Miss, 1936)*

SUGAR BOWL

Most points in first half: 34
(Ole Miss vs. Oklahoma State, 2016)*
Most TD passes: 4, Chad Kelly

(Ole Miss vs. Oklahoma State, 2016)*
Most TD receptions: 3, Laquon Treadwell
(Ole Miss vs. Oklahoma State, 2016)*
Most fumbles, two teams: 17 (Alabama-6, Ole Miss-11, 1964)
Most fumbles, team: 11 (Ole Miss vs. Alabama, 1964)
Most fumbles lost: 6 (Alabama vs. Ole Miss, 1964)
Longest run from scrimmage: 92, Raymond Brown
(Ole Miss vs. Texas, 1958)
Longest TD run from scrimmage: 92, Raymond Brown
(Ole Miss vs. Texas, 1958)


PEACH BOWL

Most points scored in one quarter: 28, second quarter
(Georgia Tech vs. Ole Miss, 1971)*
Most points scored in one half: 38, first half
(Georgia Tech vs. Ole Miss, 1971)

*— Ties record



Jake Gibbs ran for two TDs in the Rebels' 14-6 Sugar Bowl win over Rice in 1961 to claim Ole Miss' second straight national championship.



1936 ORANGE BOWL

Catholic University 20
Ole Miss 19



Ray Hapes

In its inaugural bowl game, Ole Miss fell 20-19 to an opportunistic Catholic University squad from Washington, D.C., which at the time ranked as an Eastern power.

The Rebels held a 15-7 advantage in first downs and out-gained the Cardinal 265-172. However, Ole Miss was unable to overcome deficits of 13-0 and 19-7.

Catholic took a 7-0 lead after converting one of four Ole Miss picks on the day into a 51-yard scoring drive, capped by Bill Adamaitis' two-yard touchdown run.

The Cardinal increased its lead to 13-0 in the second quarter when Adamaitis connected with Speck Foley on a 48-yard touchdown pass.

Ole Miss would pull to within seven at 13-6 before halftime when Ned Peters ran 67 yards for a score.

The Rebels would hold Catholic without a first down in the second half; however, the Cardinal went up 20-7 by scoring a touchdown off a blocked punt.

Ole Miss would get two fourth-quarter scores for the 20-19 final. Dave Bernard scored on a one-yard run to make it 20-12 after the PAT attempt failed, and Herb Baumstein found Buster Poole for a 24-yard touchdown pass.

OLE MISS	0	6	0	13	—	19
CATHOLIC	7	6	7	0	—	20

SCORING

- CU — Adamaitis 2 run (Mulligan PAT)
- CU — Foley 48 pass from Adamaitis (PAT missed)
- OM — Peters 67 run (PAT missed)
- CU — Rydzewski blocked punt (Makofskie PAT)
- OM — Bernard 1 run (PAT missed)
- OM — Poole 24 pass from Baumsten (Richardson PAT)

ATTENDANCE — 6,568

TEAM STATISTICS

	OM	CU
First Downs	15	7
Rushing (Net)	212	124
Passing (Net)	53	48
Total Offense	265	172
Passing C-A-I	3-12-4	1-3-2
Punts-Avg.	11-38	13-41
Fumbles-Lost	3-2	1-1
Penalties-Yards	10	30


INDIVIDUAL LEADERS

- Rushing
 - OM — Peters 11-89; Rogers 16-50; Hapes 9-46
 - CU — Makofeke 12-46; Carroll 12-45
- Passing
 - OM — Baumsten 3-12-4 53 (TD)
 - CU — Adamaistis 1-3-2 48 (TD)
- Receiving
 - OM — Poole 1-24 (TD)
 - CU — Foley 1-48 (TD)



1948 DELTA BOWL

Ole Miss 13
TCU 9



Dixie Howell

Ole Miss recorded its first bowl victory with a 13-9 win over TCU in front of 28,120 at Memphis' Crump Stadium in the 1948 Delta Bowl.

Charlie Conerly passed for two fourth-quarter scores to rally the Rebels from a 9-0 deficit in his final game in an Ole Miss uniform.

Conerly's first touchdown pass was a 26-yarder to Joe Johnson to cut the Horned Frog's lead to 9-6.

After a Bobby Wilson interception, Conerly hit Johnson for 52 yards to the TCU 13. Conerly then found Dixie Howell from 13 yards for a touchdown. Bobby Oswalt, who missed on his earlier PAT attempt, was accurate his second time around to make it 13-9.

Red Buchanan then sealed the win with an interception at midfield to snuff out any TCU comeback attempt.

OLE MISS	0	0	0	13	—	13
TCU	0	9	0	0	—	9

SCORING

- TCU — Berry 28 interception return (Pitcock PAT)
- TCU — Blocked punt out of end zone
- OM — Johnson 26 pass from Conerly (PAT missed)
- OM — Howell 13 pass from Conerly (Oswalt PAT)

ATTENDANCE — 28,120

TEAM STATISTICS

	OM	TCU
First Downs	16	16
Rushing (Net)	111	135
Passing (Net)	187	54
Total offense	298	189
Passing C-A-I	12-30-2	6-11-2
Punts-Avg.	4-32.8	5-42.6
Fumbles-Lost	1-1	4-2
Penalties-Yards	8-40	4-40


INDIVIDUAL LEADERS

- Rushing
 - OM — Salmon 5-42; Jenkins 6-25
 - TCU — Stout 14-69
- Passing
 - OM — Conerly 12-28-1 (2 TD); Wilson 0-2-1
 - TCU — Berry 3-5-1 32; Stout 2-4-0 16
- Receiving
 - OM — Johnson 3-79 (TD)
 - TCU — Bailey 3-22



1953 SUGAR BOWL

Georgia Tech 24
Ole Miss 7



Jimmy Lear

In its first of eight Sugar Bowl appearances, seventh-ranked Ole Miss dropped a 24-7 decision to No. 2 Georgia Tech.

The Rebels, who brought an 8-0-2 mark into the contest, struck early. Wissy Dillard's four-yard touchdown run and Jimmy Lear's PAT gave Ole Miss a 7-0 lead 3:45 into the game.

The Engineers would provide all the scoring the rest of the day. Georgia Tech got a touchdown and a field goal to take a 10-7 lead into intermission and then added a pair of touchdowns in the second half.

Georgia Tech would finish the year 12-0, and through the Sugar Bowl, had not been beaten in 25 starts.

Statistically, the game was even. Georgia Tech held a slight 16-15 advantage in first downs and a 295-287 edge in total offense. However, the Rebels were plagued by six turnovers.

OLE MISS	7	0	0	0	—	7
GEORGIA TECH	0	10	7	7	—	24

SCORING

- OM — Dillard 4 run (Lear PAT)
- GT — Brigman 1 run (Rodgers PAT)
- GT — Rodgers 25 FG
- GT — Hardeman 6 run (Rodgers PAT)
- GT — Knox 26 pass from Rodgers (Rodgers PAT)

ATTENDANCE — 80,205

TEAM STATISTICS

	OM	GT
First Downs	15	16
Rushing (Net)	137	194
Passing (Net)	150	101
Total offense	287	295
Passing C-A-I	11-23-3	10-18-1
Punts-Avg.	7-35.4	6-41.8
Fumbles-Lost	5-3	5-2
Penalties	6-60	5-42

INDIVIDUAL LEADERS

- Rushing
 - OM — Dillard 17-39 (TD); Westerman 7-36; Lofton 11-24
 - GT — Hardeman 14-76 (TD); Turner 20-56; Teas 11-47
- Passing
 - OM — Lear 8-19-3 122
 - GT — Brigman 5-7-1 39; Rodgers 4-9-0 55 (TD)
- Receiving
 - OM — Dillard 2-16; Westerman 2-23; Bridges 2-25; Slay 1-45
 - GT — Hardeman 2-24; Marks 2-14; Teas 2-12



1955 SUGAR BOWL

Navy 21
Ole Miss 0



George Harris

Navy shutdown an explosive Ole Miss offense en route to posting a 21-0 victory over the SEC Champion Rebels in front of 83,000 at the 1955 Sugar Bowl.

Ole Miss entered the game having outscored its opponents 283-47. However, the Midshipmen would outgain the Rebels 442-121, including holding a 295-78 advantage on the ground.

Navy took the opening kickoff and marched 70 yards for a three-

yard touchdown run by Joe Gattuso to take a 7-0 lead. The Midshipmen would carry the seven-point lead into halftime.

Navy would also score on its first possession of the second half, taking the kickoff and marching 86 yards. John Weaver's 16-yard touchdown pass from George Welsh capped the 11-play drive and extended the lead to 14-0.

Gattuso would complete the scoring with his second touchdown, a one-yard run in the third quarter.

OLE MISS	0	0	0	0	—	0
NAVY	7	0	14	0	—	21

SCORING

- N — Gattuso 3 run (Weaver PAT)
- N — Weaver 16 pass from Welsh (Weaver PAT)
- N — Gattuso 1 run (Weaver PAT)

ATTENDANCE — 83,000

TEAM STATISTICS

	OM	N
First Downs	5	20
Rushing (Net)	78	295
Passing (Net)	43	147
Total Offense	121	442
Passing C-A-I	5-18-0	12-28-4
Punts-Avg.	9-36.1	4-33.8
Fumbles-Lost	2-1	1-0
Penalties-Yards	6-50	1-15


INDIVIDUAL LEADERS

- Rushing
 - OM — Cothren 7-24
 - N — Gattuso 16-111 (2 TD); Weaver 16-106.
- Passing
 - OM — Day 2-9-0 16; Patton 3-6-0 27
 - N — Welsh 8-14 76 (TD); Echard 3-10-2 40
- Receiving
 - OM — Muirhead 2-16
 - N — Weaver 3-39 (TD); Beagle 3-19



1956 COTTON BOWL

Ole Miss 14
TCU 13



Eagle Day

Quarterback Eagle Day led Ole Miss to its first major bowl win with a 14-13 victory over TCU in the 1956 Cotton Bowl.

Jim Swink staked the Horned Frogs to a 13-0 lead with touchdown runs of one and 39 yards.

Day got the Rebels going with a four-play, 66-yard scoring drive that resulted in Paige Cothren's three-yard TD run to make it 13-7 at halftime.

After a scoreless third quarter,

Day would engineer another 66-yard scoring match. A 13-yard pass from Day to Cothren on fourth down moved the ball to the Horned Frog 32. Two plays later, Day sprinted 25 yards to the five. Billy Lott then broke around right end for a five-yard touchdown and Cothren's PAT gave the Rebels a 14-13 lead with 4:22 remaining.

Eddie Crawford thwarted any comeback attempt by TCU with an interception. Day would then manage to run out the clock to secure the victory for Ole Miss.

OLE MISS	0	7	0	7	—	14
TCU	7	6	0	0	—	13

SCORING

- TCU — Swink 1 run (Pollard PAT)
- TCU — Swink 39 run (PAT missed)
- OM — Cothren 3 run (Cothren PAT)
- OM — Lott 5 run (Cothren PAT)

ATTENDANCE — 75,504

TEAM STATISTICS

	OM	TCU
First Downs	12	11
Rushing (Net)	92	233
Passing (Net)	137	20
Total Offense	229	253
Passing C-A-I	10-21-0	2-5-2
Punts-Avg.	6-42.7	5-28.8
Fumbles-Lost	1-1	2-1
Penalties-Yards	6-80	8-80

INDIVIDUAL LEADERS

- Rushing
 - OM — Cothren 12-79 (TD)
 - TCU — Swink 19-107 (2 TD); Taylor 10-76
- Passing
 - OM — Day 10-21-0 137
 - TCU — Finney 1-3-2 7; Wineburg 1-1-0 7
- Receiving
 - OM — Kinard 6-83; Blair 7-28; Cothren 2-19; Bekes 1-7
 - TCU — Williams 1-13; Nickel 1-7



1958 SUGAR BOWL

Ole Miss 39
Texas 7



Ray Brown

John Vaught's Ole Miss squad captured its first Sugar Bowl Championship in three attempts by trouncing the Texas Longhorns of the Southwest Conference, 39-7 in front of 77,484 on New Year's Day in New Orleans.

All-SEC quarterback Ray Brown rushed for 157 yards and two scores, including a 92-yarder in the fourth quarter, to earn the game's Outstanding Player Award.

Sophomore quarterback Bobby

Ray Franklin added 64 yards rushing in nine carries and a touchdown, as the Rebels rushed for a total of 304 yards.

Ole Miss limited Texas to 206 yards of total offense and forced eight turnovers in the win.

OLE MISS	6	13	7	13	—	39
TEXAS	0	0	0	7	—	7

SCORING

- OM — Brown 1 run (PAT missed)
- OM — Williams 3 pass from Brown (Khayat PAT)
- OM — Lovelace 9 run (Khayat PAT)
- OM — Franklin 3 run (Khayat PAT)
- UT — Blanch 1 run (Lackey PAT)
- OM — Brown 92 run (Khayat PAT)
- OM — Taylor 12 pass from Brewer (PAT missed)


ATTENDANCE — 77,484

TEAM STATISTICS

	OM	UT
First Downs	18	13
Rushing (Net)	304	192
Passing (Net)	71	14
Total Offense	375	206
Passing C-A-I	7-16-0	2-11-4
Punts-Avg.	7-34.7	5-38.2
Fumbles-Lost	5-2	7-4
Penalties-Yards	9-95	6-30

INDIVIDUAL LEADERS

- Rushing
 - OM — Brown 15-157 (2 TD); Franklin 9-64 (TD)
 - UT — Blanch 11-58 (TD); Allen 8-43; Fondren 8-39; Welch 4-36
- Passing
 - OM — Brown 3-8-0 24 (TD); Franklin 2-6-0 22; Brewer 2-2-0 25 (TD)
 - UT — Lackey 2-5-2 14
- Receiving
 - OM — Williams 2-15 (1 TD); Taylor 2-20 (TD)
 - UT — Ramirez 1-3; Smith 1-11



1958 GATOR BOWL

Ole Miss 7
Florida 3



Richard Price

Jim Anderson's one-yard touchdown run in the first quarter proved to be enough as Ole Miss knocked off Florida 7-3 on an over-cast day in the 1958 Gator Bowl.

The Rebels took the game's opening kickoff and marched 70 yards for the game's only touchdown.

Florida would take the ensuing kickoff and score on Billy Booker's 27-yard field goal to make it 7-3 with

7:44 left in the first quarter. Neither team would score the rest of the game.

The Gators had two opportunities to take the lead in the fourth quarter.

A surprise quick kick by Florida's Bobby Joe Green traveled 76 yards to just outside the Rebel 10 to start the final period. Milton Crain, looking for someone to block, stumbled over the ball, and Dave Hudson covered for the Gators. Florida would move to the two, but Richard Price stuffed a fourth-and-goal attempt for the Gators.

After a short punt, the Gators took over at the Rebel 26 and advanced to the 15 before Bill Churchwell forced and recovered a fumble.

The two teams would then exchange punts, however, Jimmy Dunn bobbed a Rebel punt at the Florida 48 and Ole Miss recovered. The Rebels then ran out the final 3:10 of the game.

OLE MISS	7	0	0	0	—	7
FLORIDA	3	0	0	0	—	3

SCORING

OM — Anderson 1 run (Khayat PAT)
UF — Booker 27 FG

ATTENDANCE — 41,312

TEAM STATISTICS

	OM	UF
First Downs	9	12
Rushing (Net)	155	157
Passing (Net)	27	58
Total Offense	182	215
Passing C-A-I	2-7-0	5-11-1
Punts-Avg.	10-34.4	7-44.1
Fumbles-Lost	5-2	5-3
Penalties-Yards	2-10	3-25

INDIVIDUAL LEADERS

Rushing
OM — Anderson 9-62 (TD); Lovelace 7-28
UF — Newbern 5-59; Milby 10-35

Passing
OM — Franklin 2-7-0 27
UF — Dunn 5-11-1 58

Receiving
OM — Grantham 1-15; Daniels 1-12
UF — Hudson 3-32



1960 SUGAR BOWL

Ole Miss 21
LSU 0



Bobby Franklin

A little over two months after Billy Cannon's famous 89-yard punt return on Halloween night lifted LSU to a 7-3 win over Ole Miss in Baton Rouge, the second-ranked Rebels and third-ranked Tigers were rematched in the 1960 Sugar Bowl.

This time, Ole Miss made sure there would be no heroics from Cannon. The Rebel defense limited the 1959 Heisman Trophy winner

to eight yards on six carries. The Tigers managed just 74 yards total on the night and were a -15 in the rushing department.

Ole Miss, led by Bobby Franklin's two touchdown passes, totaled 363 yards of offense and rolled to a 21-0 victory.

Franklin finished 10-of-15 passing for 148 yards and had touchdown passes of 18 yards to Larry Grantham and nine yards to George Blair in the second half. He would garner the game's Outstanding Player honor.

Ole Miss would finish the year 10-1 and was recognized as national champions by the Berryman, Billingsley, Dunkel and Sagarin ratings.

The 1959 squad would also go on to earn "Team of the Decade" honors within the SEC by the Associated Press.

OLE MISS	0	7	7	7	—	21
LSU	0	0	0	0	—	0

SCORING

OM — Woodruff 43 pass from Gibbs (Franklin PAT)
OM — Grantham 18 pass from Franklin (Khayat PAT)
OM — Blair 9 pass from Franklin (Khayat PAT)

ATTENDANCE — 81,500

TEAM STATISTICS

	OM	LSU
First Downs	19	6
Rushing (Net)	140	-15
Passing (Net)	223	89
Total Offense	363	74
Passing C-A-I	15-27-2	9-25-2
Punts-Avg.	6-37.5	12-34.3
Fumbles-Lost	4-2	2-0
Penalties-Yards	7-65	4-30

INDIVIDUAL LEADERS

Rushing
OM — Flowers 19-60; Blair 8-26
LSU — Cannon 6-8

Passing
OM — Franklin 10-15-1 148 (2 TD); Gibbs 4-10-1 65 (TD)
LSU — Rabb 4-15-0 36

Receiving
OM — Flowers 4-64
LSU — Cannon 3-39; McClain 3-31



1961 SUGAR BOWL

Ole Miss 14
Rice 6



Jim Anderson

Ole Miss completed its 1960 National Championship season with a 14-6 win over Rice in the 1961 Sugar Bowl. With the win, the Rebels finished the year 10-0-1, with the only blemish coming in the fashion of a 6-6 tie with LSU in October.

Jake Gibbs scored both of Ole Miss' touchdowns with runs of eight and three yards. Gibbs' eight-yard scamper gave the Rebels a 7-0 lead in the first quarter.

The Owls used an 18-play, 77-yard scoring drive to make it 7-6 in the third. Butch Blaine completed the march with a two-yard run around the right end on fourth down. However, the PAT attempt failed, leaving the Rebels clinging to a one-point lead.

Ole Miss iced the game in the fourth quarter behind the running of Jim Anderson. Anderson's running helped set up Gibbs' three-yard score with 5:16 left.

Anderson finished the game with 59 yards rushing on 15 carries.

Following the game, Ole Miss was awarded the national title by the Football Writer's Association, and became the first SEC team to win the Grantland Rice Award.

OLE MISS	7	0	0	7	—	14
RICE	0	0	6	0	—	6

SCORING

OM — Gibbs 8 run (Green PAT)
RU — Blume 2 run (PAT missed)
OM — Gibbs 3 run (Green PAT)

ATTENDANCE — 82,851

TEAM STATISTICS

	OM	RU
First Downs	13	19
Rushing (Net)	143	103
Passing (Net)	43	178
Total Offense	186	281
Passing C-A-I	5-15-0	14-28-4
Punts-Avg.	5-41.6	3-34.0
Fumbles-Lost	1-1	2-0
Penalties-Yards	2-10	6-30

INDIVIDUAL LEADERS

Rushing
OM — Anderson 15-59; Doty 4-25; Crespino 2-25
RU — Blume 7-54 (TD)

Passing
OM — Gibbs 5-15-0 43
RU — Cox 11-20-1 143; Kerbow 3-7-2 35

Receiving
OM — Blair 2-18; Crespino 2-21
RU — Webb 3-31



1962 COTTON BOWL

Texas 12
Ole Miss 7



Reed Davis

Playing without All-America fullback Billy Ray Adams, Ole Miss became a 12-7 upset victim to Texas in the 1962 Cotton Bowl.

Adams was injured in a car accident two days after the Rebels' 37-7 win over Mississippi State in November, after returning from Jackson to attend a touchdown club meeting.

Ole Miss came into the contest sporting a 9-1 record and having outscored its opponents 326-40. However, without Adams, the Longhorns made sure the Rebels didn't do damage through the air with All-America quarterback Glynn Griffing.

The Rebels held a 319-183 advantage in total offense, but couldn't overcome six turnovers, including five interceptions.

Griffing was 12-of-29 for 163 yards with three interceptions and a touchdown. Doug Elmore was intercepted twice in eight pass attempts.

Ole Miss' only points of the day came in the third quarter when Reed Davis scored on a 20-yard touchdown pass from Griffing to make it 12-7.

OLE MISS	0	0	7	0	—	7
TEXAS	6	6	0	0	—	12

SCORING

- UT — Saxton 1 run (PAT missed)
- UT — Collins 16 pass from Cotton (PAT missed)
- OM — Davis 20 pass from Griffing (Sullivan PAT)

ATTENDANCE — 75,000

TEAM STATISTICS

	OM	UT
First Downs	17	12
Rushing (Net)	127	123
Passing (Net)	192	60
Total Offense	319	183
Passing C-A-I	15-37-5	6-13-3
Punts-Avg.	4-32.5	5-40.2
Fumbles-Lost	1-1	2-1
Penalties-Yards	4-30	3-35


INDIVIDUAL LEADERS

- Rushing
OM — Griffing 10-45; Doty 5-29
UT — Poag 11-54; Cotton 11-25
- Passing
OM — Griffing 12-29-3 163 (TD); Elmore 3-8-2 29
UT — Cotton 6-13-3 60 (TD)
- Receiving
OM — Guy 4-43; Doty 4-41; Holloway 3-30
UT — Saxton 3-18; Collins 2-30 (TD)



1963 SUGAR BOWL

Ole Miss 17
Arkansas 13



Louis Guy

Ole Miss completed a perfect 10-0 season with a 17-13 victory over Arkansas in the 1963 Sugar Bowl.

Quarterback Glynn Griffing was a near unanimous selection for the game's Most Valuable Player Award. He connected on 14-of-23 passes for 242 yards with one touchdown and one interception to break Davey O'Brien's 24-year-old Sugar Bowl passing yards record.

As effective as Griffing was through the air, it was his one-yard touchdown run in the third quarter that broke a 10-10 tie and put the Rebels up for good.

The Razorbacks could only answer with a 22-yard field goal from Tom McKnelly with 1:33 left in the third quarter.

Griffing's 33-yard touchdown pass to Louis Guy gave Ole Miss a 10-3 lead heading into the intermission.

OLE MISS	0	10	7	0	—	17
ARKANSAS	0	3	10	0	—	13

SCORING

- OM — Irwin 30 FG
- UA — McKnelly 30 FG
- OM — Guy 33 pass from Griffing (Irwin PAT)
- UA — Branch 5 pass from Moore (McKnelly PAT)
- OM — Griffing 1 run (Irwin PAT)
- UA — McKnelly 22 FG

ATTENDANCE — 82,900

TEAM STATISTICS

	OM	UA
First Downs	22	7
Rushing (Net)	160	47
Passing (Net)	269	123
Total Offense	429	170
Passing C-A-I	18-28-1	6-18-2
Punts-Avg.	2-36.0	4-38.3
Fumbles-Lost	2-1	2-0
Penalties-Yards	4-40	2-13

INDIVIDUAL LEADERS

- Rushing
OM — Jennings 9-39; Weatherly 9-36
UA — Branch 7-21
- Passing
OM — Griffing 14-23-1 242 (TD); Weatherly 4-5-0 27
UA — Moore 5-10-0 55 (TD); Gray 1-8-2 68
- Receiving
OM — Morris 5-62; Guy 5-107 (TD); Randall 3-34
UA — Lamb 3-107; Branch 3-16 (TD)



1964 SUGAR BOWL

Alabama 12
Ole Miss 7



Perry Lee Dunn

Four plus inches of snow fell on New Orleans the day before Ole Miss took the field against Alabama in the 1964 Sugar Bowl.

Under the slippery conditions, the Rebels and Crimson Tide combined for 17 fumbles, including nine lost. Unfortunately for Ole Miss, the Rebels would fumble 11 times and lose six.

Alabama would also intercept three Ole Miss passes en route to receiving four Tim Davis field goals and post a 12-7 win.

Ole Miss' lone score would come in the fourth quarter on a five-yard pass from Perry Lee Dunn to Lee Smith to provide the 12-7 final.

The Rebels ended up with a 248-194 advantage in total offense, but most of the yards came too late. The Crimson Tide held a 112-34 edge in the first half to build a 9-0 halftime lead.

OLE MISS	0	0	0	7	—	7
ALABAMA	3	6	3	0	—	12

SCORING

- UA — Davis 46 FG
- UA — Davis 31 FG
- UA — Davis 34 FG
- UA — Davis 48 FG
- OM — Smith 5 pass from Dunn (Irwin PAT)

ATTENDANCE — 80,785

TEAM STATISTICS


	OM	UA
First Downs	9	14
Rushing (Net)	77	165
Passing (Net)	171	29
Total Offense	248	194
Passing C-A-I	11-21-31	3-11-1
Punts-Avg.	4-44.0	5-36.8
Fumbles-Lost	11-6	6-3
Penalties-Yards	5-45	3-15

INDIVIDUAL LEADERS

- Rushing
OM — Dennis 7-37; Dunn 6-24
UA — Sloan 16-51; Nelson 16-47
- Passing
OM — Dunn 8-10-0 125 (TD); Weatherly 3-11-3 46
UA — Sloan 3-10-1 29
- Receiving
OM — Wells 4-76
UA — Stephens 1-15; Dill 1-9; Nelson 1-5



**1964
BLUEBONNET
BOWL**
Tulsa 14
Ole Miss 7



Jim Weatherly

Tulsa quarterback Jerry Rhome passed for 252 yards and a score, and scored on a one-yard touchdown run to lead the Golden Hurricane to a 14-7 win in the 1964 Bluebonnet Bowl.

Rebel quarterback Jim Weatherly spotted Ole Miss a 7-0 lead with a one-yard scoring run in the second quarter.

Rhome's one-yard run tied the game at 7-7 heading into the half, and capped a 72-yard, eight

play march by Tulsa.

Rhome would strike again midway through the third quarter. His 35-yard touchdown pass to Eddie Fletcher put Tulsa up 14-7 and the Golden Hurricane defense would hold the rest of the way.

Tulsa limited Ole Miss to 217 yards of total offense, while the Golden Hurricane totaled 323.

Weatherly was 16-of-24 passing, but managed just 113 yards and was intercepted twice.

Mike Dennis rushed for a game-high 73 yards on 17 carries and also caught nine passes for 114 yards.

OLE MISS	0	7	0	0	—	7
TULSA	0	7	7	0	—	14

SCORING

- OM — Weatherly 1 run (Irwin PAT)
- TU — Rhome 1 run (Twilley PAT)
- TU — Fletcher 35 pass from Rhome (Twilley PAT)

ATTENDANCE — 50,000

TEAM STATISTICS

	OM	TU
First Downs	10	19
Rushing (Net)	104	71
Passing (Net)	113	252
Total Offense	217	323
Passing C-A-I	16-24-2	22-36-1
Punts-Avg.	8-31.1	7-31.6
Fumbles-Lost	2-0	1-0
Penalties-Yards	4-50	4-30

INDIVIDUAL LEADERS

- Rushing**
- OM — Dennis 17-73
- TU — Daugherty 6-32; Rhome 22-29 (TD)
- Passing**
- OM — Weatherly 16-24-2 113
- TU — Rhome 22-36-1 252 (TD)
- Receiving**
- OM — Dennis 9-114
- TU — Daugherty 9-80; Roberts 8-108



**1965
LIBERTY
BOWL**
Ole Miss 13
Auburn 7



Jimmy Keyes

Jimmy Keyes' two field goals helped propel Ole Miss to a 13-7 win over SEC-rival Auburn before 38,607 in the 1965 Liberty Bowl in Memphis.

Auburn drove to the Ole Miss nine with 33 seconds left in the game, but Tiger quarterback Alex Bowden was sacked on fourth down.

Keyes' first field goal, a 42-yarder in the second quarter, gave Ole Miss a 3-0 lead. The Tigers would quickly answer with a 44-yard touchdown run by fullback Tom Bryan with

6:58 left in the first half.

Ole Miss would take the lead for good in the third quarter when Doug Cunningham caught a six-yard touchdown pass from Jody Graves.

Keyes would later add a 30-yard field goal in the fourth quarter to provide the 13-7 margin.

Tailback Mike Dennis rushed for 75 yards on 15 carries for Ole Miss, and quarterback Jimmy Heidel added 72 yards on 16 attempts.

OLE MISS	0	3	7	3	—	13
AUBURN	0	7	0	0	—	7

SCORING

- OM — Keyes 42 FG
- AU — Bryan 44 run (Lewis PAT)
- OM — Cunningham 6 pass from Graves (Keyes PAT)
- OM — Keyes 30 FG

ATTENDANCE — 38,607

TEAM STATISTICS

	OM	AU
First Downs	12	15
Rushing (Net)	189	156
Passing (Net)	24	112
Total Offense	213	268
Passing C-A-I	4-12-0	11-24-1
Punts-Avg.	9-34.8	8-39
Fumbles-Lost	0-0	0-0
Penalties-Yards	5-25	4-29

INDIVIDUAL LEADERS

- Rushing**
- OM — Dennis 15-75; Heidel 16-72; Wade 13-43
- AU — Bryan 19-111 (TD)
- Passing**
- OM — Graves 2-10-0 15 (TD); Heidel 2-2-0 9
- AU — Bowden 11-24-1 112
- Receiving**
- OM — Matthews 2-9
- AU — Hardy 4-46; Bryant 3-23



**1966
BLUEBONNET
BOWL**
Texas 19
Ole Miss 0



Bruce Newell

Ole Miss entered the 1966 Bluebonnet Bowl having recorded five shutouts and allowing only 46 points en route to an 8-2 regular season.

However, it was the defense of Texas that would shine in this match-up.

The Longhorns limited the Rebels to 208 yards of offense and posted a shutout in a 19-0 victory.

Texas had scoring drives of 89, 68 and 53 yards.

Ole Miss had only two scoring threats on the day. On the first, Jimmy Keyes' 43-yard field goal attempt was wide. Later in the third quarter, the Rebels were stopped on fourth down at the Texas eight.

Texas running back Chris Gilbert rushed for 156 yards on 26 carries, including a one-yard touchdown run to give the Longhorns a 12-0 lead in the third.

Doug Cunningham had 60 yards on 12 rushes for Ole Miss, and also caught three passes for 17 yards.

OLE MISS	0	0	0	0	—	0
TEXAS	6	0	6	7	—	19

SCORING

- UT — Bradley 25 run (PAT missed)
- UT — Gilbert 1 run (PAT missed)
- UT — Bradley 4 run (Conway PAT)

ATTENDANCE — 67,000

TEAM STATISTICS

	OM	UT
First Downs	7	19
Rushing (Net)	143	285
Passing (Net)	65	95
Total Offense	208	380
Passing C-A-I	10-26-4	5-17-4
Punts-Avg.	7-28.4	3-42.0
Fumbles-Lost	0-0	3-3
Penalties-Yards	8-84	4-34

INDIVIDUAL LEADERS

- Rushing**
- OM — Cunningham 12-60; Street 6-39; Newell 8-33
- UT — Gilbert 26-156 (TD); Bradley 20-105 (2 TD)
- Passing**
- OM — Newell 9-20-2 54
- UT — Bradley 4-12-2 49
- Receiving**
- OM — Matthews 3-24; Cunningham 3-17
- UT — Gennusa 2-30; Baer 2-19



1967 SUN BOWL

Texas-El Paso 14
Ole Miss 7



Mac McClure

The University of Texas at El Paso scored two fourth quarter touchdowns and used a stingy defense to hand Ole Miss a 14-7 loss in front of 34,685 at the Sun Bowl in El Paso, Texas.

After a scoreless first quarter, Ole Miss took a 7-0 lead on a one-yard run by quarterback Bruce Newell. After that, the Rebels could manage very little offensively.

The Miners would limit Ole Miss to just 109 yards of total offense for the game.

Still, the Rebels carried a 7-0 lead into the final 15 minutes.

UTEP, though, would get a five-yard touchdown pass from Billy Stevens to Dave Karns to tie the score at 7-7 with 14:18 remaining.

The Miners would score the game-winning touchdown with 7:52 left when Larry McHenry found the end zone from four yards out.

Stevens finished the game 13-of-26 for 155 yards with one touchdown and one interception to earn Most Valuable Player honors.

OLE MISS	0	7	0	0	—	7
UTEP	0	0	0	14	—	14

SCORING

OM —	Newell 1 run (Brown PAT)
UTEP —	Karns 5 pass from Stevens (Waddles PAT)
UTEP —	McHenry 4 run (Waddles PAT)

ATTENDANCE — 34,685

TEAM STATISTICS

	OM	UTEP
First Downs	6	16
Rushing (Net)	38	75
Passing (Net)	71	201
Total Offense	109	276
Passing C-A-I	12-23-1	16-35-1
Punts-Avg.	11-42.3	12-39.8
Fumbles-Lost	4-3	0-0
Penalties-Yards	5-33	9-92

INDIVIDUAL LEADERS

Rushing	OM — Hindman 15-53
UTEP —	McHenry 13-73 (TD); White 17-72
Passing	OM — Newell 12-23-1 71
UTEP —	Stevens 13-26-1 155 (TD); Dawson 3-9-0 46
Receiving	OM — Matthews 4-25, Haik 3-24
UTEP —	Wallace 6-83, Karns 5-56 (TD); Jones 4-38



1968 LIBERTY BOWL

Ole Miss 34
Virginia Tech 17



Steve Hindman

Ole Miss erased a 17-0 first quarter deficit to roll to a 34-17 win over Virginia Tech in the 1968 Liberty Bowl, in front of 42,206 on a bright, bitterly cold afternoon in Memphis.

Archie Manning's 24-yard touchdown pass to Hank Shows early in the second quarter put the Rebels on the board and trimmed the Hokies' lead to 17-7. Manning would later find Leon Felts for a 23-yard touchdown pass to pull Ole

Miss to within three at 17-14 heading into the break.

Steven Hindman broke a 79-yard scoring run just 21 seconds into the third quarter to give the Rebels the first lead of the day at 21-17.

Ole Miss would also get a 70-yard interception return for a touchdown by Robert Bailey and a pair of Van Brown field goals.

Hindman finished with 122 yards rushing on 15 carries and was named the game's Most Valuable Player and Outstanding Back.

OLE MISS	0	14	7	13	—	34
VIRGINIA TECH	17	0	0	0	—	17

SCORING

VT —	Edwards 58 run (Simcsak PAT)
VT —	Smoot 7 run (Simcsak PAT)
VT —	Simcsak 29 FG
OM —	Shows 24 pass from Manning (Brown PAT)
OM —	Felts 23 pass from Manning (Brown PAT)
OM —	Hindman 79 run (Brown PAT)
OM —	Bailey 70 INT return (Brown PAT)
OM —	Brown 46 FG
OM —	Brown 26 FG

ATTENDANCE — 46,206

TEAM STATISTICS

	OM	VT
First Downs	15	16
Rushing (Net)	185	330
Passing (Net)	141	2
Total Offense	326	332
Passing C-A-I	12-28-0	1-7-0
Punts-Avg.	5-37.4	7-40.7
Fumbles-Lost	3-2	5-3
Penalties-Yards	4-30	12-120


INDIVIDUAL LEADERS

Rushing	OM — Hindman 15-122 (TD); Bowen 19-65
VT —	Edwards 12-119 (TD); Smoot 21-91 (TD); Kincaid 15-55
Passing	OM — Manning 12-28-0 141 (2 TD)
VT —	Kincaid 0-4-0; Humphries 1-3-0 2
Receiving	OM — Shows 6-70 (TD); Hindman 3-32
VT —	Crigger 1-2



1970 SUGAR BOWL

Ole Miss 27
Arkansas 22



Bo Bowen

Junior quarterback Archie Manning passed for one touchdown and rushed for another to lead No. 13 Ole Miss to a 27-22 upset of No. 3 Arkansas in the 36th annual Sugar Bowl Classic.

Cloyce Hinton gave the Rebels a 27-12 lead with a 36-yard field goal in the third quarter, before the Razorbacks would begin to rally.

Arkansas received a 35-yard field goal from Bill McClard to cut the Ole Miss lead to 27-15 entering the fourth quarter.

The Razorbacks then intercepted a Manning pass and took over at the Rebel 11. Two plays later, Bill Montgomery completed a six-yard touchdown pass to Bill Burnett to pull Arkansas to within 27-22 with 10:15 left.

Later, with 1:15 left in the game, Arkansas moved to the Ole Miss 36. Montgomery threw a strike to Chuck Dicus for 11 yards, however, Glenn Cannon's hit stripped Dicus of the ball and the Rebels recovered to secure the win.

Manning finished 21-of-35 passing for 273 yards with two interceptions. He also added 39 yards rushing to earn Most Outstanding Player honors.

OLE MISS	14	10	3	0	—	27
ARKANSAS	0	12	3	7	—	22

SCORING

OM —	Bowen 69 run (King PAT)
OM —	Manning 18 run (King PAT)
UA —	Burnett 12 run (PAT missed)
OM —	Hinton 52 FG
OM —	Studdard 30 pass from Manning (King PAT)
UA —	Dicus 47 pass from Montgomery (PAT failed)
OM —	Hinton 36 FG
UA —	McClard 35 FG
UA —	Burnett 6 pass from Montgomery (McClard PAT)

ATTENDANCE — 82,500

TEAM STATISTICS

	OM	UA
First Downs	15	16
First Downs	21	24
Rushing (Net)	154	189
Passing (Net)	273	338
Total Offense	427	527
Passing C-A-I	21-35-2	17-35-2
Punts-Avg.	6-37.7	2-30.5
Fumbles-Lost	0-0	1-1
Penalties-Yards	11-101	3-22

INDIVIDUAL LEADERS

Rushing	OM — Bowen 12-94 (TD); Manning 13-39 (TD)
UA —	Maxwell 8-108; Burnett 17-59 (TD)
Passing	OM — Manning 21-35-2 273 (TD)
UA —	Montgomery 17-34-1 338 (2 TD)
Receiving	OM — Poole 7-72; Studdard 5-109 (TD)
UA —	Maxwell 9-137 (TD); Dicus 6-171 (TD)



1971 GATOR BOWL

Auburn 35
Ole Miss 28



Shug Chumbler

Archie Manning recorded 275 yards of total offense in his final game at Ole Miss, but it wasn't enough to rally the Rebels past Auburn, as the Tigers took home a 35-28 win in the 1971 Gator Bowl.

The game also marked the Rebels' 18th and final bowl appearance under head coach John Vaught.

Behind quarterback Pat Sullivan, the Tigers built a 21-0 second-quarter lead before Manning engineered two touchdown drives before the half to make it 21-14.

The two teams would then trade touchdowns in the second half.

Manning finished completing 19-of-28 passes for 180 yards with an interception. He connected with Floyd Franks on a 34-yard touchdown pass in the second quarter to make it 21-14.

Manning also added 95 yards rushing on 11 carries and scored Ole Miss' first points of the game on a two-yard run in the second quarter.

Sullivan passed for 351 yards and two scores for the Tigers. He completed 27-of-43 attempts and was intercepted once.

OLE MISS	0	14	7	7	—	28
AUBURN	14	7	14	0	—	35

SCORING

- AU — Beasley 8 pass from Sullivan (Jett PAT)
- AU — Bresler 7 pass from Sullivan (Jett PAT)
- AU — Sullivan 37 run (Jett PAT)
- OM — Manning 2 run (Poole PAT)
- OM — Franks 34 pass from Manning (Poole PAT)
- AU — Zofko 6 run (Jett PAT)
- OM — Poole 23 pass from Chumbler (Poole PAT)
- AU — Willingham 54 punt return (Jett PAT)
- OM — Chumbler 1 run (Poole PAT)

ATTENDANCE — 71,136

TEAM STATISTICS

	OM	AU
First Downs	21	23
Rushing (Net)	209	208
Passing (Net)	256	351
Total Offense	465	559
Passing C-A-I	23-39-1	27-44-1
Punts-Avg.	6-47.3	27-44.1
Fumbles-Lost	3-2	5-3
Penalties-Yards	2-13	6-63

INDIVIDUAL LEADERS

- Rushing
 - OM — Manning 11-95 (TD)
 - AU — Clark 14-108; Sullivan 10-35
- Passing
 - OM — Manning 19-28-1 180 (TD); Chumbler 4-11-0 76 (TD)
 - AU — Sullivan 27-43-1 351 (2 TD)
- Receiving
 - OM — Poole 9-111 (TD); Franks 7-78 (TD)
 - AU — Beasley 8-143 (TD)



1971 PEACH BOWL

Ole Miss 41
Georgia Tech 18



Norris Weese

Ole Miss built a 38-6 halftime lead en route to a 41-18 win over Georgia Tech in the 1971 Peach Bowl, played on a soggy field at Atlanta Stadium.

The victory gave first-year head coach Billy Kinard a win in his first bowl game and completed a 10-2 season for Ole Miss.

Quarterback Norris Weese passed for 116 yards and added 32 rushing to earn the Most Valuable

Offensive Player trophy. He gave the Rebels a 7-0 lead in the first quarter on a one-yard run and connected on an 11-yard touchdown pass to Riley Myers to make it 38-6.

Linebacker Crowell Armstrong took home the Most Valuable Defensive Player trophy.

Tailback Greg Ainsworth rushed for a game-high 119 yards on 28 carries.

OLE MISS	10	28	0	3	—	41
GEORGIA TECH	0	6	6	6	—	18

SCORING

- OM — Weese 1 run (Hinton PAT)
- OM — Hinton 25 FG
- OM — Porter 2 run (Hinton PAT)
- OM — Porter 10 run (Hinton PAT)
- OM — Felts 15 pass from Lyons (Hinton PAT)
- OM — Myers 11 pass from Weese (Hinton PAT)
- GT — Healy 2 run (Run failed)
- GT — Healy 1 run (Pass failed)
- OM — Hinton 30 FG
- GT — Healy 1 run (Run failed)

ATTENDANCE — 38,599

TEAM STATISTICS

	OM	GT
First Downs	17	16
Rushing (Net)	179	166
Passing (Net)	139	151
Total Offense	318	317
Passing C-A-I	9-18	13-26
Punts-Avg.	5-37.4	5-31.2
Fumbles-Lost	2-1	3-3
Penalties-Yards	5-25	8-38

INDIVIDUAL LEADERS

- Rushing
 - OM — Ainsworth 28-119; Weese 11-32 (TD); Porter 8-26 (2 TD)
 - GT — Hennessey 6-56; Cunningham 5-30
- Passing
 - OM — Weese 7-14-0 116 (TD)
 - GT — McAshan 13-26-2 151
- Receiving
 - OM — Barry 3-39; Myers 2-49 (TD); Felts 2-23 (TD)
 - GT — Owings 5-87; Oven 3-26; McNamara 2-22



1983 INDEPENDENCE BOWL

Air Force 9
Ole Miss 3



Andre Townsend

Ole Miss ended a 12-year drought with an appearance in the 1983 Independence Bowl. However, the Rebels return to the postseason wouldn't be a successful one as nationally-ranked Air Force used three field goals from Sean Pavlich to forge a 9-3 win on a rainy evening in Shreveport, La.

The Rebels held in check a powerful wishbone attack by the Falcons, one which averaged more than 400 yards per game during the 1983 season. Ole Miss used a gallant goal line stand midway through the fourth quarter to stay within striking range.

Pavlich gave Air Force a 6-0 lead with field goals of 44 and 39 yards. The Rebels got on the board just before halftime on a 39-yard field goal by Neil Teevan with four seconds remaining.

Pavlich's third field goal of the night, a 27-yarder with 7:59 left in the third quarter, marked the end of the scoring.

Air Force held a 348-244 advantage in total offense and had a 37:13 edge in time of possession.

Buford McGee rushed for 11 yards on 22 carries for the Rebels.

The 1983 Independence Bowl marked Ole Miss' first bowl appearance under head coach Billy Brewer.

OLE MISS	0	3	0	0	—	3
AIR FORCE	3	3	3	0	—	9

SCORING

- AF — Pavlich 44 FG 7:37-1Q
- AF — Pavlich 39 FG 7:39-2Q
- OM — Teevan 39 FG 0:04-2Q
- AF — Pavlich 27 FG 7:59-3Q

ATTENDANCE — 41,274

TEAM STATISTICS

	OM	AF
First Downs	11	18
Rushing (Net)	106	277
Passing (Net)	138	71
Total Offense	244	348
Passing C-A-I	11-27-2	6-7-0
Punts-Avg.	5-43.6	3-30.3
Fumbles-Lost	1-0	3-3
Penalties-Yards	4-40	4-19
Time of Possession	22:47	37:13

INDIVIDUAL LEADERS

- Rushing
 - OM — McGee 22-111; Humphrey 6-15
 - AF — Brown 12-91; Louthan 25-67; Kershner 15-58
- Passing
 - OM — Powell 11-27-2 138
 - AF — Louthan 6-7-0 71
- Receiving
 - OM — Moffett 6-96; Holder 3-27
 - AF — Kirby 3-49; Rose 2-28



1986 INDEPENDENCE BOWL

Ole Miss 20
Texas Tech 17



Mark Young

Mark Young passed for an Ole Miss bowl record of 343 yards to lead the Rebels to the first bowl victory in 15 years with a 20-17 victory over Texas Tech in the 1986 Independence Bowl.

Young would break five school bowl records, all held by former standout Archie Manning, on his way to being named Offensive Player of the Game. Young completed 31-of-50 passes and had 314 yards of

total offense in 62 plays. All were new Rebel marks.

Ole Miss lead 17-7 at halftime as Bryan Owen hit a 21-yard field goal with one second left in the first half.

Texas Tech pulled to within 17-14 early in the third quarter when Merv Scurllak returned an interception 33 yards for a score. The Red Raiders then tied the game on Scott Segrist's 19-yard field goal with 14:52 left in the game.

Young and the Rebels would answer on the next possession with a 48-yard field goal by Owen with 12:16 remaining to break the 17-17 deadlock.

OLE MISS	7	10	0	3	—	20
TEXAS TECH	0	7	7	3	—	17

SCORING

- OM — Goodloe 1 run (Owen PAT) 8:21-1Q
- OM — Mickles 9 run (Owen PAT) 14:57-2Q
- TT — Gray 1 run (Segrist PAT) 7:47-2Q
- OM — Owen 21 FG 0:01-2Q
- TT — Scurllark 33 interception (Segrist PAT) 11:15-3Q
- TT — Segrist 19 FG 14:52-4Q
- OM — Owen 48 FG 12:16-4Q

ATTENDANCE — 46,369

TEAM STATISTICS

	OM	TTU
First downs	26	18
Rushing (Net)	60	175
Passing (Net)	343	181
Total Offense	403	356
Passing C-A-I	31-50-1	17-40-1
Punts-Avg.	6-45.5	8-41.5
Fumbles-Lost	1-1	2-0
Penalties-Yards	5-33	5-60
Time of Possession	32:09	27:51

INDIVIDUAL LEADERS

- Rushing
 - OM — Mickles 19-53 (1 TD); Sykes 7-16
 - TT — Farris 17-99; Garnett 8-36
- Passing
 - OM — Young 31-50-1 343
 - TT — Tolliver 17-40-1 181
- Receiving
 - OM — Ambrose 8-102; Myers 4-69; Perry 5-47
 - TT — Price 9-74; Walker 3-71



1989 LIBERTY BOWL

Ole Miss 42
Air Force 29



John Darnell

In a game billed to be an offensive shootout, Ole Miss outlasted Air Force 42-29 in the 31st annual Liberty Bowl in Memphis, Tenn.

Chucky Mullins, the defensive back who was paralyzed in an October 28, game with Vanderbilt, visited the Ole Miss locker room prior to the game in his first trip outside Baptist Memorial Hospital in Memphis since the injury.

The visit seemed to energize the Rebels as they raced to a 28-9 halftime lead.

Liberty Bowl MVP Randy Baldwin rushed for 177 yards on 14 carries with two touchdowns, and John Darnell passed for 261 yards and a score.

The two teams combined for 55 first downs and 1,046 yards of total offense. Ole Miss held a 30-25 advantage in first downs, and a 533-513 edge in total yards.

OLE MISS	14	14	7	7	—	42
AIR FORCE	9	0	6	14	—	29

SCORING

- OM — Hines 32 pass from Darnell (Hogue PAT) 3:53-1Q
- AF — Wood 37 FG 11:16-1Q
- OM — Baldwin 23 run (Hogue PAT) 9:18-1Q
- AF — Dowis 2 run (pass failed) 3:19-1Q
- OM — Baldwin 21 run (Hogue PAT) 10:20-2Q
- OM — Coleman 58 punt return (Hogue kick) 1:21-2Q
- AF — Johnson 3 run (run failed) 12:50-3Q
- OM — Coleman 11 run (Hogue PAT) 0:26-3Q
- OM — Thigpen 8 pass from Shows (Hogue PAT) 10:44-4Q
- AF — Senn 35 pass from McDowell (pass failed) 9:02-4Q
- AF — Senn 21 pass from McDowell (Durham run) 2:34-4Q

ATTENDANCE — 60,128

TEAM STATISTICS

	OM	AF
First Downs	30	25
Rushing (Net)	248	259
Passing (Net)	285	233
Total Offense	533	513
Passing C-A-I	21-37-0	14-24-2
Punts-Avg.	5-38.2	4-43.3
Fumbles-Lost	2-2	3-2
Penalties-Yards	7-45	2-12
Time of Possession	27:15	32:45


INDIVIDUAL LEADERS

- Rushing
 - OM — Baldwin 14-177-2; Shows 4-14; Ashley 3-12
 - AF — Dowis 18-92-1; Johnson 10-48-1; Lewis 14-42
- Passing
 - OM — Darnell 19-33-0-261 (TD); Shows 2-4-0-24 (TD)
 - AF — Dowis 7-16-2-86; McDowell 7-8-0-147 (2 TD)
- Receiving
 - OM — Green 5-72; Hines 3-69-1; Gebbia 2-40
 - AF — Senn 7-150-2; Van Hulzen 5-57



1991 GATOR BOWL

Michigan 35
Ole Miss 3



Brian Lee

Michigan rolled up 715 yards of total offense and broke open a 14-3 game with 21 third-quarter points to roll to a 35-3 win over Ole Miss in the 1991 Gator Bowl in Jacksonville, Fla.

The Wolverines entered the game 8-3, however, Michigan was a combined six points from being a perfect 11-0 and playing for the national championship in the Rose Bowl.

Michigan quarterback Elvis Grbac passed for 296 yards and four touchdowns, while wide receiver Desmon Howard caught six passes for 167 yards and two touchdowns.

Brian Lee accounted for Ole Miss' only points of the game, connecting for a 51-yard field goal to make it 7-3 with 8:00 left in the second quarter.

OLE MISS	0	3	0	0	—	3
MICHIGAN	7	7	21	0	—	35

SCORING

- UM — Howard 63 pass from Grbac (Carlson PAT) 1:04-1Q
- OM — Lee 51 FG, 8:00-2Q
- UM — Bunch 7 pass from Grbac (Carlson PAT) 4:19-2Q
- UM — Howard 50 pass from Grbac (Carlson PAT) 10:53-3Q
- UM — Bunch 5 run (Carlson PAT) 3:39-3Q
- UM — Alexander 33 pass from Grbac (Carlson PAT) :31-3Q

ATTENDANCE — 68,927

TEAM STATISTICS

	OM	UM
First Downs	20	35
Rushing (Net)	93	391
Passing (Net)	240	324
Total Offense	333	715
Passing C-A-I	18-32-4	20-32-2
Punts-Avg.	5-38.0	2-24.5
Fumbles-Lost	4-2	2-1
Penalties-Yards	4-49	6-69
Time of Possession	23:37	36:23

INDIVIDUAL LEADERS

- Rushing
 - OM — Baldwin 8-54; Thigpen 6-32; Billings 2-6; Courtney 1-6
 - UM — Vaughn 15-128; Powers 14-112; Bunch 11-54-1; Legette 5-54
- Passing
 - OM — Shows 21-13-3 165; Luke 11-5-1 65
 - UM — Grbac 25-16-1 296 (4 TD); Sallom 7-4-1 28
- Receiving
 - OM — Brownlee 5-71; Roberts 4-67; Owens 3-42; Small 1-25
 - UM — Howard 6-167 (2 TD); Alexander 2-50 (TD); VanDyne 3-32; Bunch 2-22 (TD)



1992 LIBERTY BOWL

Ole Miss 13
Air Force 0



Russ Shows

For the third time in 10 years, Ole Miss and Air Force faced each other in a bowl game. For the second time in four years, that match-up took place in the Liberty Bowl.

Behind the play of linebacker Cassius Ware, Ole Miss held Air Force to 185 yards of total offense to pitch a 13-0 shutout of the Falcons. The shutout marked the first time in 150 games that Air Force had been held scoreless.

Ware was credited with 10 tackles, including two sacks, to earn Liberty Bowl MVP honors.

Dou Innocent gave Ole Miss a 7-0 lead with a five-yard touchdown run in the first quarter. The Rebels would then receive field goals of 24 and 29 yards from Brian Lee.

Innocent finished with 65 yards on 17 carries and Cory Philpot added 55 yards rushing on 10 attempts.

Quarterback Russ Shows completed 9-of-19 passes for 163 yards.

OLE MISS	7	3	0	3	—	13
AIR FORCE	0	0	0	0	—	0

SCORING

- OM — Innocent 5 run (Lee PAT) 2:42-1Q
- OM — Lee 24 FG 11:11-2Q
- OM — Lee 29 FG 9:56-4Q

ATTENDANCE — 32,107

TEAM STATISTICS

	OM	AF
First Downs	13	14
Rushing (Net)	168	104
Passing (Net)	163	81
Total Offense	331	185
Passing C-A-I	9-19-0	10-17-2
Punts-Avg.	5-20.2	7-33.0
Fumbles-Lost	2-1	2-1
Penalties-Yards	7-57	6-53
Time of Possession	27:56	32:04

INDIVIDUAL LEADERS

- Rushing**
 OM — Innocent 17-65 (TD); Philpot 10-55; Courtney 7-30
 AF — Pastorello 49; Onuoha 27; Young 23
- Passing**
 OM — Shows 9-19-0 163
 AF — Baker 5-8-0 26; Teigen 5-8-1 55; Young 0-1-1 0
- Receiving**
 OM — Courtney 4-63; Small 2-59; Kohn 2-42
 AF — Wilkie 3-14; Hufford 2-18



1997 MOTOR CITY BOWL

Ole Miss 34
Marshall 31



Deuce McAllister

Freshman running back Deuce McAllister's one-yard plunge with 31 seconds remaining lifted Ole Miss to a 34-31 win over Marshall in the inaugural Motor City Bowl, played at the Pontiac Silverdome.

The Motor City Bowl marked the Rebels' first postseason appearance after a four-year hiatus, and was Ole Miss' first under head coach Tommy Tuberville.

Senior quarterback Stewart Patridge garnered MVP honors, passing for 332 yards and three touchdowns. He completed 29-of-47 passes and was intercepted once.

The Thundering Herd, of the Mid-American Conference, featured Chad Pennington. Pennington was 23-of-45 passing for 337 yards and three touchdowns, and Randy Moss caught six passes for 173 yards and a score.

The two teams combined for 1,000 yards of total offense and the game featured six lead changes.

OLE MISS	7	0	14	13	—	34
MARSHALL	10	7	0	14	—	31

SCORING

- OM — Avery 1 run (Lindsey kick) 14:36-1Q
- MU — Moss 80 pass from Pennington (Malashevich kick) 14:19-1Q
- MU — Malashevich 36 FG 0:22-1Q
- MU — Colclough 19 pass from Pennington (Malashevich kick) 9:04-2Q
- OM — Rone 13 pass from Patridge (Lindsey kick) 11:46-3Q
- OM — McAllister 20 pass from Patridge (Lindsey kick) 6:00-3Q
- MU — Chapman 6 pass from Pennington (Malashevich kick) 10:12-4Q
- OM — G. Heard 19 pass from Patridge (Lindsey kick) 5:39-4Q
- MU — Chapman 9 run (Malashevich kick) 2:57-4Q
- OM — McAllister 1 run (Lindsey kick) 0:31-4Q

ATTENDANCE — 43,340

TEAM STATISTICS

	OM	MU
First Downs	29	23
Rushing (Net)	179	170
Passing (Net)	332	337
Total Offense	511	507
Passing C-A-I	29-48-1	23-45-0
Punts-Avg.	4-41.8	7-39.7
Fumbles-Lost	0-0	3-2
Penalties-Yards	7-71	10-93
Time of Possession	34:21	25:39

INDIVIDUAL LEADERS

- Rushing**
 OM — Avery 27-110 (TD); McAllister 8-71 (TD)
 MU — Chapman 19-153 (TD)
- Passing**
 OM — Patridge 29-47-1-332 (3 TD); King 0-1-1-0
 MU — Pennington 23-45-0-337 (3 TD)
- Receiving**
 OM — Peterson 7-66; French 6-37
 MU — Colclough 8-84 (TD); Moss 6-173 (TD)



1998 INDEPENDENCE BOWL

Ole Miss 35
Texas Tech 18



Romaro Miller

Sophomore quarterback Romaro Miller returned from a broken collarbone suffered three weeks earlier to pass for 216 yards and three touchdowns to lead Ole Miss to a 35-18 win over Texas Tech in the 1998 Independence Bowl.

The game also marked the Rebel debut of head coach David Cutcliffe, who was hired less than a month before the game from his offensive coordinator position at Tennessee.

Miller completed 14-of-23 passes and was intercepted once. His three touchdown passes set a new Independence Bowl record, and he also garnered Offensive MVP honors.

Junior defensive tackle Kendrick Clancy anchored an Ole Miss defense that limited the Red Raiders to 285 yards of total offense. Clancy would earn the bowl's Defensive MVP honors.

Sophomore running back Deuce McAllister scored three touchdowns on the evening. He scored on a 32-yard pass from Miller in the second quarter to give the Rebels a 14-7 lead. He later scored on a four-yard run to make it 28-10 and capped the scoring by returning an onside kick 48 yards with 38 seconds remaining.

OLE MISS	7	7	0	21	—	35
TEXAS TECH	7	3	0	8	—	18

SCORING

- TT — Dorris 22 pass from Peters (Birkholz kick) 5:47-1Q
- OM — Lucas 33 pass from Miller (McGee kick) 1:18-1Q
- OM — McAllister 32 pass from Miller (McGee kick) 6:04-2Q
- TT — Birkholz 49 FG 2:18-2Q
- OM — Peterson 26 pass from Miller (McGee kick) 8:22-4Q
- OM — McAllister 4 run (McGee kick) 3:28-4Q
- TT — McCullar 14 fumble return (Winn pass from Tittle) 0:44-4Q
- OM — McAllister 43 kickoff return (McGee kick) 0:38-4Q

ATTENDANCE — 46,862

TEAM STATISTICS

	OM	TT
First Downs	19	18
Rushing (Net)	139	82
Passing (Net)	216	203
Total Offense	355	285
Passing C-A-I	23-14-1	30-16-2
Punts-Avg.	5-32.4	6-30.8
Fumbles-Lost	3-2	2-1
Penalties-Yards	7-86	5-55
Time of Possession	34:47	25:13

INDIVIDUAL LEADERS

- Rushing**
 OM — McAllister 27-79 (TD), Stackhouse 9-37
 TT — Williams 23-85, Peters 6-9
- Passing**
 OM — Miller 23-14-1-216 (3TD)
 TT — Tittle 19-11-2-134; Peters 11-5-0-69 (TD)
- Receiving**
 OM — French 4-46, Peterson 3-54 (TD)
 TT — Dorris 5-66 (TD), Hart 4-50



1999 INDEPENDENCE BOWL

Ole Miss 27
Oklahoma 25



Les Binkley

Les Binkley's 39-yard field goal as time expired lifted Ole Miss to a 27-25 win over Oklahoma, New Year's Eve night in the 1999 Sanford Independence Bowl. The contest was the final college football game of the 20th century.

The Sooners had taken a 25-24 lead with 2:17 left in the fourth quarter when Josh Heupel found Quenton Griffin for a 17-yard touchdown pass.

Deuce McAllister would return the ensuing kickoff 42 yards to the Ole Miss 43. He then reeled off runs of eight and nine yards to move the Rebels into Sooner territory and helped set up Binkley's game-winning field goal.

McAllister finished with 239 all-purpose yards, including 121 yards rushing on 17 carries. He broke an 80-yard touchdown run in the second quarter to give the Rebels a 21-3 half-time lead.

OLE MISS	7	14	0	6	—	27
OKLAHOMA	3	0	15	7	—	25

SCORING

- OM — McAllister 25 pass from Miller (Binkley kick) 9:09-1Q
- OU — Duncan 34 FG 5:22-1Q
- OM — Bettis 9 pass from Miller (Binkley kick) 8:13-2Q
- OM — McAllister 80 run (Binkley kick) 4:05-2Q
- OU — Jackson 3 pass from Heupel (Duncan kick) 11:26-3Q
- OU — Daniels 41 pass from Heupel (Hammons pass) 3:58-3Q
- OM — Binkley 29 FG 11:18-4Q
- OU — Griffin 17 pass from Heupel (Duncan kick) 2:17-4Q
- OM — Binkley 39 FG 0:00-4Q

ATTENDANCE — 49,873

TEAM STATISTICS

	OM	OU
First Downs	19	27
Rushing (Net)	159	91
Passing (Net)	202	390
Total Offense	361	481
Passing C-A-I	29-18-2	54-39-1
Punts-Avg.	5-39.4	1-10.0
Fumbles-Lost	1-0	3-3
Penalties-Yards	3-13	4-35
Time of Possession	29:24	30:36

INDIVIDUAL LEADERS

- Rushing
 - OM — McAllister 17-121 (TD), Gunn 5-27
 - OU — Griffin 12-86, Daniels 2-25
- Passing
 - OM — Miller 28-18-2-202 (2 TD)
 - OU — Heupel 53-39-1-390 (3 TD)
- Receiving
 - OM — Peterson 5-51, McAllister 3-55 (TD)
 - OU — Jackson 10-76 (TD), Griffin 8-65 (TD)



2000 MUSIC CITY BOWL

West Virginia 49
Ole Miss 38



Eli Manning

Redshirt freshman quarterback Eli Manning came off the bench to throw three fourth-quarter touchdown passes, but it wasn't enough to overcome a 49-9 deficit as Ole Miss fell 49-38 to West Virginia in the 2000 Music City Bowl. The game was the final one for Mountaineer head coach Don Nehlen's 21-year career at the school.

Leading 35-9 at the half, Shawn Terry returned the second half kickoff 99 yards to extend the West Virginia lead to 42-9. The Mountaineers then made it 49-9 on a

10-yard pass from Brad Lewis to Khori Ivy.

Romaro Miller scored on a seven-yard run with 7:52 left in the third quarter to make it 49-16 before Manning would take over the offense.

In the final 15 minutes, Manning threw touchdown passes of 23 yards to Jamie Armstrong, 18 yards to Omar Rayford and 16 yards to Toward Sanford.

Manning's three touchdown passes tied an Ole Miss bowl record. He finished 12-of-20 for 167 yards and was intercepted once.

OLE MISS	3	6	7	22	—	38
WEST VIRGINIA	7	28	14	0	—	49

SCORING

- WV — Ours 40 pass from Lewis (Rauh kick) 9:27-1Q
- OM — Binkley 23 FG 1:51-1Q
- WV — Ivy 11 pass from Lewis (Rauh kick) 13:39-2Q
- OM — Binkley 47 FG 8:41-2Q
- WV — Brown 35 pass from Lewis (Rauh kick) 8:12-2Q
- OM — Binkley 26 FG 4:22-2Q
- WV — Brown 60 pass from Lewis (Rauh kick) 3:59-2Q
- WV — Ours 1 run (Rauh kick) 2:04-2Q
- WV — Terry 99 kickoff return (Rauh kick) 14:42-3Q
- WV — Ivy 10 pass from Lewis (Rauh kick) 9:59-3Q
- OM — Miller 7 run (Binkley kick) 7:52-3Q
- OM — Armstrong 23 pass from Manning (Binkley kick) 13:08-4Q
- OM — Rayford 18 pass from Manning (Binkley kick) 9:08-4Q
- OM — Sanford 16 pass from Manning (Taylor pass) 6:34-4Q

ATTENDANCE — 47,119

TEAM STATISTICS

	OM	WV
First Downs	28	19
Rushing (Net)	96	114
Passing (Net)	388	318
Total Offense	484	432
Passing C-A-I	51-28-3	21-15-1
Punts-Avg.	3-29.3	2-39.0
Fumbles-Lost	1-0	0-0
Penalties-Yards	12-93	8-77
Time of Possession	35:16	24:44

INDIVIDUAL LEADERS

- Rushing
 - OM — Gunn 8-34, Miller 7-32 (TD)
 - WV — Cobourne 27-125, Ours 3-5 (TD)
- Passing
 - OM — Miller 31-16-2-221, Manning 20-12-1-167 (3 TD)
 - WV — Lewis 21-15-1-318 (5 TD)
- Receiving
 - OM — Collins 5-65, Heard 4-46, Armstrong 3-59 (TD)
 - WV — Brown 6-156 (2 TD), Ivy 6-99 (2 TD)



2002 INDEPENDENCE BOWL

Ole Miss 27
Nebraska 23



Jesse Mitchell

Jonathan Nichols' 43-yard field goal with 4:36 remaining in the game helped Ole Miss post a 27-23 win over Nebraska in the 2002 Independence Bowl.

Junior quarterback Eli Manning completed 25-of-44 passes for 313 yards and a touchdown to earn Most Valuable Offensive Player honors.

The Cornhuskers took a 17-7 lead with 2:43 left in the first half when DeJuan Groce returned a punt 60 yards for a score.

Manning would engineer a nine-play, 88-yard drive in 1:11, capped by a one-yard run by Toward Sanford to pull the Rebels to within 17-14 at halftime.

Nichols tied the game in the third quarter with a 37-yard field goal and Nebraska answered with a 23-yard field goal by Josh Brown to take a 20-17 lead with 7:06 left in the quarter.

Sanford's second one-yard touchdown run of the day with 3:24 left in the third quarter put Ole Miss on top for good at 24-20.

NEBRASKA	3	14	3	3	—	23
OLE MISS	0	14	10	3	—	27

SCORING

- NU — Brown 29 FG 6:53-1Q
- NU — Herian 41 pass from Lord (Brown kick) 13:38-2Q
- OM — K. Johnson 11 pass from Manning (Nichols kick) 7:47-2Q
- NU — Groce 60 punt return (Brown kick) 2:43-2Q
- OM — Sanford 1 run (Nichols kick) 1:32-2Q
- OM — Nichols 37 FG 9:02-3Q
- NU — Brown 23 FG 7:06-3Q
- OM — Sanford 1 run 3:24-3Q
- NU — Brown 29 FG 7:50-4Q
- OM — Nichols 43 FG 4:38-4Q

ATTENDANCE — 46,096

TEAM STATISTICS

	NU	OM
First Downs	17	20
Rushing (Net)	266	52
Passing (Net)	93	313
Total Offense	359	365
Passing C-A-I	17-7-2	44-25-0
Punts-Avg.	6-43.8	8-43.8
Fumbles-Lost	0-0	1-0
Penalties-Yards	6-70	6-41
Time of Possession	29:29	30:31


INDIVIDUAL LEADERS

- Rushing
 - NU — Diedrick 13-92, Lord 17-83
 - OM — McClendon 12-36, Turner 7-30
- Passing
 - NU — Lord 16-7-2-93 (TD)
 - OM — Manning 44-25-0-313 (TD)
- Receiving
 - NU — Thomas 3-34, Herian 1-41 (TD)
 - OM — Flowers 6-76, Collins 6-58, Biddle 4-62



2004 COTTON BOWL

Ole Miss 31
Oklahoma State 28



Eli Manning

After a 42-year hiatus, the Rebels made a triumphant return to Dallas as 16th-ranked Ole Miss claimed a 31-28 win over 21st-ranked Oklahoma State in the 2004 playing of the SBC Cotton Bowl.

Eli Manning led the charge for the Rebels as the senior quarterback and Heisman finalist passed for 259 yards and three touchdowns on his way to Offensive MVP

honors as he rallied the Rebels from a 14-7 deficit in the second quarter.

Manning finished the day 22-of-31 with one interception and two touchdown passes.

With the victory, the Rebels celebrated their first Cotton Bowl appearance since 1962 with a win over a nationally ranked program from the Big 12 and capped off the first 10-win season for the program since 1971 and improved the Rebels to a 2-1 record in the Cotton Bowl.

OKLAHOMA STATE	7	7	0	14	—	28
OLE MISS	7	10	7	7	—	31

SCORING

- OM — Turner 16 pass from Manning (Nichols kick) 4:55 - 1Q
- OS — Morency 4 run (Phillips kick) 1:17 - 1Q
- OS — Bell 3 run (Phillips kick) 11:30 - 2Q
- OM — Espy 25 pass from Manning 8:14 - 2Q
- OM — Nichols 33 FG :15 - 2Q
- OM — Turner 2 run 7:35 - 3Q
- OM — Manning 1 run (Nichols kick) 12:50 - 4Q
- OS — Morency 1 run (Phillips kick) 8:50 - 4Q
- OS — Woods 17 pass from Fields (Phillips kick) 4:38 - 4Q

ATTENDANCE — 73,928

TEAM STATISTICS

	OS	OM
First Downs	22	24
Rushing (Net)	110	190
Passing (Net)	307	259
Total Offense	417	449
Passing C-A-I	33-21-0	31-22-1
Punts-Avg.	3-37.7	3-38.0
Fumbles-Lost	0-0	0-0
Penalties-Yards	6-49	2-20
Time of Possession	28:31	31:29


INDIVIDUAL LEADERS

- Rushing**
 OS — Morency 15-59, Bell 14-46
 OM — Turner 20-133, Pearson 12-42
- Passing**
 OS — Fields 33-21-0-307 (TD)
 OM — Manning 31-22-1-259 (2TD)
- Receiving**
 OS — R. Woods 11-223 (TD), D. Woods 4-51
 OM — Collins 8-75, Johnson 3-53, Espy 2-47 (TD)



2009 COTTON BOWL

Ole Miss 47
Texas Tech 34



Jevan Snead

Behind Jevan Snead's passing, Dexter McCluster's squirming runs and some big returns by Marshay Green, No. 20 Ole Miss overcame an early deficit and beat No. 8 Texas Tech 47-34 Friday in the final Cotton Bowl played in the stadium of the same name.

The Red Raiders (11-2) converted a pair of early turnovers into a 14-0 lead, but Snead led the

Rebels to touchdowns on their next three drives, followed by a go-ahead field goal shortly before halftime. Once Green returned an interception 65 yards for a touchdown early in the third quarter, Ole Miss (9-4) was well on its way to capping coach Houston Nutt's first season in grand style.

This was Ole Miss' sixth straight win, matching its longest streak since 2003, when Eli Manning was a senior. That also was the last time the Rebels had been to a bowl.

OLE MISS	7	17	14	9	—	47
TEXAS TECH	14	7	0	13	—	34

SCORING

- TT — Britton 45 pass from Harrell (Williams kick) 6:31 - 1Q
- TT — McBath 45 interception return (Williams kick) 5:22 - 1Q
- OM — Harris 8 pass from Snead (Shene kick) 1:49 - 1Q
- OM — Wallace 41 pass from Snead (Shene kick) 11:57 - 2Q
- TT — Crabtree 2 pass from Harrell (Williams kick) 7:44 - 2Q
- OM — Harris 21 pass from Snead (Shene kick) 4:09 - 2Q
- OM — Shene 27 FG 1:08 - 2Q
- OM — Green 65 interception return (Shene kick) 12:12 - 3Q
- OM — Bolden 17 run (Shene kick) 6:55 - 3Q
- TT — Britton 12 pass from Harrell (Williams kick) 12:13 - 4Q
- OM — Trahan safety 10:02 - 4Q
- OM — McCluster 4 run (Shene kick) 4:34 - 4Q
- TT — Morris 17 pass from Harrell (Harrell kick failed) 1:37 - 4Q

ATTENDANCE — 88,175

TEAM STATISTICS

	OM	TT
First Downs	26	24
Rushing (Net)	223	105
Passing (Net)	292	364
Total Offense	515	469
Passing C-A-I	18-29-1	36-58-1
Punts-Avg.	2-37.5	4-41.0
Fumbles-Lost	2-2	1-0
Penalties-Yards	2-15	8-62
Time of Possession	35:14	24:46

INDIVIDUAL LEADERS

- Rushing**
 OM — Bolden 11-101 (TD), McCluster 14-99 (TD)
 TT — Woods 6-47, Harrell 6-43
- Passing**
 OM — Snead 29-18-1-292 (3 TD)
 TT — Harrell 58-36-2-364 (4 TD)
- Receiving**
 OM — McCluster 6-83, Wallace 4-80 (TD)
 TT — Morris 10-89 (TD), Britton 5-87 (2 TD)

Dexter McCluster gave Ole Miss fans a finale to remember,



2010 COTTON BOWL

Ole Miss 21
Oklahoma State 7



Dexter McCluster

rushing for 184 yards and two touchdowns, including the go-ahead 2-yard run on a direct snap with 4:03 left as the Rebels beat No. 18 Oklahoma State 21-7 in the Cotton Bowl on Saturday.

McCluster also had an 86-yard TD run in the second quarter after the senior had already become the first Southeastern Conference player with 1,000 yards rushing and 500 yards receiving in the

same season.

Ole Miss (9-4) had five turnovers in the game, but Oklahoma State had six in the fourth quarter, and seven overall.

McCluster was the obvious standout, the game's offensive MVP for the second year in a row. He had 34 carries along with five catches for 45 yards. He leaves Ole Miss with 3,923 career all-purpose yards, second in school history behind Deuce McAllister's 4,889.

After becoming only Ole Miss' fourth 1,000-yard rusher on his third carry of the game, McCluster surpassed 500 yards receiving on the final play of the first quarter. Yet, his best was still to come.

McCluster's 86-yard TD run in the second quarter came on a handoff from freshman quarterback Nathan Stanley. McCluster went to the right and through a gap, running untouched for the second-longest run in the 74-year history of the Cotton Bowl.

OKLAHOMA STATE	0	0	7	0	—	7
OLE MISS	0	7	0	14	—	21

SCORING

- OM — McCluster 86 run (Shene kick) 11:19 - 2Q
- OS — Youman 1 pass from Toston (Bailey kick) 7:13 - 2Q
- OM — McCluster 2 run (Shene kick) 4:03 - 4Q
- OM — Trahan 34 fumble recovery (Shene kick) 3:12 - 4Q

ATTENDANCE — 77,928

TEAM STATISTICS

	OS	OM
First Downs	9	20
Rushing (Net)	140	193
Passing (Net)	119	230
Total Offense	259	364
Passing C-A-I	14-34-4	15-30-4
Punts-Avg.	8-50.2	5-47.0
Fumbles-Lost	5-3	2-1
Penalties-Yards	6-62	10-82
Time of Possession	25:23	34:37

INDIVIDUAL LEADERS

- Rushing**
 OM — D. McCluster, 34-184
 OS — K. Hunter, 9-94
- Passing**
 OM — J. Snead, 23-13-3-168
 OS — Z. Robinson, 31-13-4-118
- Receiving**
 OM — S. Hodge, 7-112
 OS — J. Blackmon, 4-45



2013 BBVA COMPASS BOWL[^]

Ole Miss 38
Pittsburgh 17



Bo Wallace

Six weeks after closing out its regular season by defeating No. 24 Mississippi State to bring home the Egg Bowl trophy for the first time since 2008, Ole Miss (7-6) took down Pitt in the BBVA Compass Bowl in Birmingham, Ala., 38-17. It was Ole Miss' first bowl appearance since topping Oklahoma State 21-7 in the 2010 AT&T Cotton Bowl. The 38 points scored by Ole Miss is a BBVA Compass Bowl record.

Ole Miss sophomore quarterback Bo Wallace, the BBVA Compass Bowl MVP, finished the game 22-32 passing for 151 yards with three touchdowns and two interceptions. The Rebels spread the ball around through the air with three receivers catching five or more passes. Freshman running back I'Tavious Mathers led Ole Miss on the ground with six carries for 96 yards, including a 62-yard touchdown run in the fourth quarter, the longest in BBVA Compass Bowl history.

On the defensive side of the ball, junior middle linebacker Mike Marry led Ole Miss with seven tackles, four tackles for loss and a forced fumble.

The Rebels closed out the first half with a 31-yard field goal from Bryon Rose that gave the Rebels a 24-10 lead going into the break. Ole Miss' 24 first-half points tied the BBVA Compass Bowl record for most points scored in a half.

PITTSBURGH	0	10	0	7	—	17
OLE MISS	14	10	7	7	—	38

SCORING

- OM — Logan 14 pass from Wallace (Rose kick) 10:16 - 1Q
- OM — Mackey 27 pass from Wallace (Rose kick) 5:22 - 1Q
- PITT — Street 10 pass from Sunseri (Harper kick) 7:13 - 2Q
- OM — Sanders 18 pass from Wallace (Rose kick) 6:02 - 2Q
- PITT — Harper 47 FG 1:56 - 2Q
- OM — Rose 31 FG 0:00 - 2Q
- OM — Brunetti 1 run (Rose kick) 0:21 - 3Q
- OM — Mathers 62 run (Rose kick) 8:48 - 4Q
- PITT — Shanahan 16 pass from Sunseri (Harper kick) 2:23 - 4Q

ATTENDANCE — 59,135

TEAM STATISTICS

	PITT	OM
First Downs	17	23
Rushing (Net)	81	224
Passing (Net)	185	163
Total Offense	266	387
Passing C-A-I	16-32-1	24-37-2
Punts-Avg.	6-48.3	3-39.7
Fumbles-Lost	1-1	3-0
Penalties-Yards	3-26	8-66
Time of Possession	28:36	31:24

INDIVIDUAL LEADERS


- Rushing
 - OM — I. Mathers, 6-96
 - PITT — R. Shell, 25-91
- Passing
 - OM — B. Wallace, 37-24-2-151 (3TD)
 - PITT — T. Sunseri, 32-16-1-185 (2TD)
- Receiving
 - OM — J. Logan, 6-36 (TD), V. Sanders, 5-39 (TD)
 - PITT — D. Street, 7-83 (TD)

[^]Game vacated due to NCAA ruling



2013 MUSIC CITY BOWL

Ole Miss 25
Georgia Tech 17



Bo Wallace

Ole Miss junior quarterback Bo Wallace threw one touchdown and ran for two more, and the Rebels' defense held the Georgia Tech triple-option attack in check en route to a 25-17 victory at LP Field in the 2013 Franklin American Mortgage Music City Bowl.

The Rebels' victory was their sixth straight bowl victory, which was currently the longest in the country. Wallace, who was named the game's

MVP, finished the game 22-32 for 256 yards, as well as a career-high 86 yards rushing on 13 carries. The Pulaski, Tenn., native's 342 total yards Monday pushed his season total to 3,701, topping Eli Manning's school record of 3,572 yards set in 2003.

Junior Donte Moncrief led the Ole Miss receiving corps with six catches for 113 yards and a touchdown.

Defensively, junior linebacker Serderius Bryant and sophomore defensive tackle Issac Gross each had eight tackles, while freshman Tony Conner and senior defensive end D.T. Shackelford had seven tackles. Bryant led the Rebels with a team-high six solo tackles, and Gross recorded a team-high three tackles for loss.

OLE MISS	7	6	10	2	—	25
GEORGIA TECH	7	0	0	10	—	17

SCORING

- OM — Wallace 17 run (Ritter kick) 4:45 - 1Q
- GT — Godhigh 8 run (Butker kick) 5:44 - 1Q
- OM — Moncrief 28 pass from Wallace (Blocked) 1:19 - 2Q
- OM — Wallace 10 run (Ritter kick) 1:29 - 3Q
- OM — Ritter 29 FG 3:02 - 3Q
- GT — Butker 38 FG 3:12 - 4Q
- GT — Waller 72 pass from Lee (Butker kick) 0:11 - 4Q
- OM — Team safety - 4Q

ATTENDANCE — 52,125

TEAM STATISTICS

	OM	GT
First Downs	28	18
Rushing (Net)	221	151
Passing (Net)	256	147
Total Offense	477	298
Passing C-A-I	23-36-1	5-17-1
Punts-Avg.	5-42.4	6-38.5
Fumbles-Lost	3-0	2-1
Penalties-Yards	3-15	5-40
Time of Possession	32:50	27:10

INDIVIDUAL LEADERS

- Rushing
 - OM — B. Wallace, 13-86 (2 TD)
 - GT — R. Godhigh, 10-50 (TD)
- Passing
 - OM — B. Wallace, 22-32-1-256 (TD)
 - GT — V. Lee, 5-17-1-147 (TD)
- Receiving
 - OM — D. Moncrief, 6-113 (TD)
 - GT — D. Waller, 2-79 (TD)



2014 PEACH BOWL

TCU 42
Ole Miss 3



Senquez Golson

A dominant effort by No. 6 TCU on both sides of the ball was too much to overcome for No. 9 Ole Miss, as the Rebels (9-4) lost 42-3 in the Chick-fil-A Peach Bowl.

The nation's second-leading offense, the Horned Frogs scored early and often, and the defense suffocated the Ole Miss offense, holding the Rebels to a season-low 10 first downs and 129 yards of total offense.

Senior cornerback Senquez Golson tied the school record with his 10th interception of the season, the 16th of his career, which is tied for third place in Ole Miss history. It also helped set up the Rebels' lone score of the game, a 27-yard field goal by freshman kicker Gary Wunderlich.

Playing in its third straight bowl game for the first time since 1998-2000, Ole Miss had its six-game bowl winning streak snapped, which was tied with Florida State for the longest in the nation.

OLE MISS	0	0	0	3	—	3
TCU	14	14	14	0	—	42

SCORING

- TCU — Green 31 pass from Listenbee (Oberkrom kick) 14:00 - 1Q
- TCU — Green 15 run (Oberkrom kick) 6:23 - 1Q
- TCU — Doctson, 12 pass from Boykin (Oberkrom kick) 11:00 - 2Q
- TCU — McFarland INT return (Oberkrom kick) 2:00 - 2Q
- TCU — Listenbee 35 pass from Boykin (Oberkrom kick) 13:37 - 3Q
- TCU — Doctson 27 pass from Boykin (Oberkrom kick) 13:09 - 3Q
- OM — Wunderlich 27 FG 7:18 - 4Q

ATTENDANCE — 65,706

TEAM STATISTICS

	OM	TCU
First Downs	10	24
Rushing (Net)	9	177
Passing (Net)	120	246
Total Offense	129	423
Passing C-A-I	11-27-3	27-37-3
Punts-Avg.	8-42.4	4-42.4
Fumbles-Lost	2-1	2-1
Penalties-Yards	6-44	5-55
Time of Possession	25:00	35:00


INDIVIDUAL LEADERS

- Rushing
 - OM — I. Mathers, 7-26 (0 TD)
 - TCU — A. Green, 18-68 (TD)
- Passing
 - OM — B. Wallace, 10-23-3-109 (0 TD)
 - TCU — T. Boykin, 22-31-3-187 (3 TD)
- Receiving
 - OM — M. Pack, 4-55 (0 TD)
 - TCU — J. Doctson, 6-59 (2 TD)



2016 SUGAR BOWL

Ole Miss 48
Oklahoma State 20



Chad Kelly

How sweet it was. No. 12 Ole Miss dominated No. 16 Oklahoma State, 48-20, in the 82nd annual Allstate Sugar Bowl.

In their first appearance in the Sugar Bowl in 46 years, the Rebels left it all on the field, claiming their first 10-win season since the 2003 campaign.

It was a record-breaking night for the Rebel offense, but the defense wouldn't be outshined, holding

the nation's 18th-ranked offense to its lowest point total of the season.

Junior quarterback and Sugar Bowl MVP Chad Kelly connected on four touchdown passes, the most by a Rebel quarterback in bowl history, and also led the team in rushing with 73 yards on the ground. He fired three touchdown passes to junior star receiver Laquon Treadwell, who finished with six catches for 71 yards.

As a unit the Rebels put up 554 of total offense, the most of any Ole Miss team in any bowl game, and also broke the previous record for points in a bowl game.

Even 6-foot-5, 305-pound offensive lineman Laremy Tunsil got in on the fun, trotting in for a 2-yard rush after a toss back from Kelly. The Rebels finished with 207 rushing yards and 347 through the air.

Through one quarter Ole Miss led it, 10-3, after a 34-yard field goal by Gary Wunderlich, and a 31-yard touchdown pass from Kelly to Cody Core. The Rebel defense held the Cowboys to just 36 yards in the opening quarter, including minus-eight on the ground.

Four minutes into the second quarter, Treadwell began his dominating day, hauling in a 34-yard pass from Kelly to cap a six play, 51-yard drive to make it 17-3. In that same drive, Treadwell broke one of his many records on the night, the single-season record for receptions (78 at the time).

Just five minutes later, the dynamic duo hooked up again, this time a 10-yard connection. But not before Treadwell himself found Jordan Wilkins deep for a 45-yard pass and catch. Just two plays later, the 10-yard play ensued, capping an 85-yard drive to extend the Rebels' advantage to 24-3.

Wunderlich again punched through a field goal with 3:39 left in the half, a 38-yarder to push the lead to 27-3. The Cowboys followed with a field goal of their own to make it a 27-6 game.

Then, as time expired heading into the break, Tunsil received a toss from Kelly to score the 2-yard run, making it a 34-6 game at the break. The Rebels' 34 first-half points tied for the most in the Sugar Bowl's 82-year history.

Midway through the third, the Landshark D came up big again as Terry Caldwell forced a fumble and Breeland Speaks recovered, setting up another score just a minute later. That touchdown came from Wilkins, a 36-yard rumble, capping the quick 44-second scoring drive to extend the lead to 41-6.

From there, the Cowboys added one score, and Kelly found Treadwell again for his third of the night, a 14-yard play at the 13:04 mark to cap yet another dominating 8-play, 71-yard drive.

OKLAHOMA STATE	3	3	7	7	—	20
OLE MISS	10	24	7	7	—	48

SCORING

- OSU — Grogan 26 yd FG 4:52 - 1Q
- OM — Wunderlich 34 yd FG 2:15 - 1Q
- OM — Core, 31 pass from Kelly (Wunderlich kick) 00:20 - 1Q
- OM — Treadwell 34 pass from Kelly (Wunderlich kick) 11:28 - 2Q
- OM — Treadwell 10 pass from Kelly (Wunderlich kick) 6:58 - 2Q
- OM — Wunderlich 38 FG 3:39 - 2Q
- OSU — Grogan 31 yd FG 1:22 - 2Q
- OM — Tunsil 2 run (Wunderlich kick) 00:00 - 2Q
- OM — Wilkins 36 run (Wunderlich kick) 4:26 - 3Q
- OSU — Walsh 2 run (Grogan kick) 1:11 - 3Q
- OM — Treadwell 14 pass from Kelly (Wunderlich kick) 13:04 - 4Q
- OSU — Walsh 8 run (Grogan kick) 3:03 - 4Q

ATTENDANCE — 72,117

TEAM STATISTICS

	OSU	OM
First Downs	20	28
Rushing (Net)	63	207
Passing (Net)	303	347
Total Offense	366	554
Passing C-A-I	27-45-0	22-35-1
Punts-Avg.	7-38.1	4-45.8
Fumbles-Lost	0-0	0-0
Penalties-Yards	6-44	5-55
Time of Possession	25:00	35:00

INDIVIDUAL LEADERS

- Rushing
 - OSU — J.W. Walsh, 10-74 (2 TD)
 - OM — C. Kelly, 10-73 (0 TD)
- Passing
 - OSU — M. Rudolph, 18-31-0-179 (0 TD)
 - OM — C. Kelly, 21-33-1-302 (4 TD)
- Receiving
 - OSU — M. Ateman, 5-70 (0 TD)
 - OM — E. Ingram, 6-96 (0 TD)
 - L. Treadwell, 6-71 (3 TD)



ALL-TIME SERIES

Opponents	First Game	Last Game	Total Gms	Record	OM Pts	Opp Pts
Air Force	1983	1992	3	2-1-0	58	38
#Alabama	1894	2018	62	10-50-2	786	1998
UAB	2009	2009	1	1-0-0	48	13
#Arkansas	1908	2018	63	27-35-1	1135	1301
Arkansas State (1)	1914	2004	23	20-1-2	683	236
#Auburn	1928	2018	42	10-32-0	822	1,011
Baylor	1975	1975	1	0-1-0	10	20
Bethel	1923	1923	1	1-0-0	14	6
Birmingham	1920	1933	4	3-1-0	30	27
#Boise State	2014	2014	0	0-0-0	35	13
Boston College	1948	1951	4	3-0-1	145	45
BYU	2011	2011	1	0-1-0	13	14
Cal	2017	2017	1	0-1-0	16	27
Camp Benning	1922	1923	2	1-1-0	32	21
Castle Heights	1912	1912	1	1-0-0	1	0
Catholic University	1936	1936	2	1-1-0	33	20
Centenary	1932	1939	7	4-3-0	129	54
#Central Arkansas	2012	2012	0	0-0-0	49	27
Central Florida	1997	1997	1	1-0-0	24	23
Central University	1899	1899	1	1-0-0	13	6
Centre	1922	1935	2	1-1-0	26	55
Chicago	1930	1930	1	0-0-1	0	0
Citadel	2005	2005	1	1-0-0	27	7
Clemson	1928	1933	2	2-0-0	39	7
Cumberland	1902	1913	3	2-1-0	45	18
Drake	1926	1926	1	0-1-0	15	33
Duquesne	1940	1940	1	1-0-0	14	6
Florida	1926	2015	24	12-11-1	337	452
Florida State	1961	2016	2	1-1-0	67	45
#Fresno State	2010	2015	1	1-0-0	166	87
George Washington	1936	1938	3	2-0-1	52	6
Georgetown	1941	1942	2	0-2-0	12	30
#Georgia	1940	2016	45	12-32-1	755	1157
#Georgia Southern	2016	2016	0	0-0-0	37	27
Georgia Tech	1946	2013	4	2-2-0	70	83
Hardin-Simmons	1957	1958	2	2-0-0	58	7
Havana	1921	1921	1	0-1-0	0	14
Henderson Brown	1909	1911	2	1-0-1	36	23
Hendrix	1913	1927	5	3-1-1	112	22
Holy Cross	1940	1941	2	2-0-0	55	7
Houston	1952	1970	18	15-3-0	431	157
#Idaho	2013	2013	0	0-0-0	59	14
Idaho State	1996	1996	1	1-0-0	38	14
Indiana State	1995	1995	1	1-0-0	56	10
Jackson AAB	1944	1944	1	0-1-0	0	10
Jacksonville State	2010	2010	1	0-1-0	48	49
Kent State	2018	2018	1	1-0-0	38	17
#Kentucky	1944	2017	42	27-14-1	860	706
Long Beach State	1971	1971	1	1-0-0	29	13
#Louisiana (9)	1986	2017	3	3-0-0	194	92
Louisiana-Monroe	2002	2018	4	4-0-0	219	38
Louisiana Tech (2)	1911	2011	10	8-2-0	171	76
Loyola, Chicago	1926	1927	2	1-1-0	19	14
Loyola, (N.O.)	1928	1936	3	2-1-0	74	58
#LSU	1894	2018	106	40-62-4	1695	2250
Marquette	1931	1941	5	2-3-0	32	85
Marshall	1997	1997	1	1-0-0	34	31
Maryland	1952	1953	2	1-1-0	21	52
Maryville	1906	1906	1	1-0-0	16	6
Memphis A.C.	1893	1895	3	3-0-0	30	0
Memphis H.S.	1910	1912	3	3-0-0	86	0
Memphis U.S.	1901	1909	4	4-0-0	96	0
Memphis Med. Cl.	1903	1912	6	6-0-0	167	6
#Memphis (3)	1921	2016	60	47-11-2	1808	719
Mercer	1911	1911	1	1-0-0	34	0
Miami (Fla.)	1936	1951	3	2-1-0	42	27
Michigan	1991	1991	1	0-1-0	3	35
Middle Tennessee	2001	2001	1	1-0-0	45	17
Millsaps	1921	1935	5	5-0-0	116	7
Minnesota	1932	1932	1	0-1-0	0	26
Mississippi College	1908	1925	13	8-4-1	195	163

Opponents	First Game	Last Game	Total Gms	Record	OM Pts	Opp Pts
#Mississippi State (4)	1901	2018	113	62-45-6	2015	1771
Missouri	1973	2013	7	1-6-0	73	191
Missouri Normal	1907	1908	2	1-1-0	23	12
Murray State	2001	2001	1	1-0-0	49	14
Nashville	1899	1904	2	1-1-0	12	16
Navy	1955	1955	1	0-1-0	0	21
Nebraska	2002	2002	1	1-0-0	27	23
UNLV	2000	2000	1	1-0-0	43	40
New Mexico State	2015	2015	1	1-0-0	52	3
North Texas State	1953	1956	4	4-0-0	153	19
Northern Arizona	2009	2009	1	1-0-0	38	14
Northern Illinois	1993	1993	1	1-0-0	44	0
Northwestern State	2006	2007	2	2-0-0	65	38
Notre Dame	1977	1985	2	1-1-0	34	50
Ohio University	1991	1991	1	1-0-0	38	14
Oklahoma	1999	1999	1	1-0-0	27	25
Oklahoma State	2004	2015	3	3-0-0	100	55
Ouachita	1913	1937	3	1-1-1	46	7
College of Ozarks	1927	1927	1	1-0-0	58	0
Payne Field (West Pt., Miss.)	1918	1918	1	0-1-0	0	6
#Pittsburgh	2012	2012	0	0-0-0	38	17
#Presbyterian	2014	2014	0	0-0-0	48	0
Purdue	1929	1929	1	0-1-0	7	27
Rice	1961	1961	1	1-0-0	14	6
Samford (8)	1932	2008	3	2-1-0	66	23
Sewanee	1899	1938	15	6-8-1	216	253
South Alabama	2017	2017	1	1-0-0	47	27
South Carolina	1947	2018	16	8-8-0	383	318
#Southeast Missouri	2013	2013	0	0-0-0	31	13
Southeastern Louisiana	2009	2009	1	1-0-0	52	6
Southern A.C. (New Orleans)	1893	1894	2	1-1-0	6	24
#Southern Illinois	1994	2018	2	2-0-0	177	68
SMU	1929	1998	3	2-1-0	71	108
Southern Miss (5)	1913	1984	24	18-6-0	599	287
Southwestern (6)	1908	1941	23	20-1-2	592	88
So. West (Texas)	1914	1914	1	0-1-0	0	18
St. Louis Univ.	1923	1939	5	4-1-0	101	47
St. Thomas Hall (Holly Springs)	1894	1898	4	4-0-0	109	2
Tampa	1963	1971	3	3-0-0	105	27
Temple	1936	1937	2	0-1-1	7	12
#Tennessee	1902	2014	64	19-44-1	937	1495
UT-Chattanooga	1945	1993	15	14-1-0	599	118
Tennessee Doctors	1921	1922	2	0-2-0	6	56
#Texas	1912	2013	7	1-6-0	142	271
#Texas A&M	1911	2018	9	1-8-0	227	252
TCU	1948	2014	7	5-2-0	123	120
#Texas-El Paso	1967	2012	1	0-1-0	35	24
Texas Tech	1986	2018	6	4-2-0	222	187
Transylvania	1916	1916	1	0-1-0	3	13
Trinity (Texas)	1957	1958	2	2-0-0	65	0
#Troy	2013	2013	0	0-0-0	51	21
#Tulane	1893	2012	69	41-28-0	1335	955
Tulsa	1932	1964	3	0-3-0	7	87
Union (7)	1893	1940	15	14-0-1	647	12
UT Martin	2015	2017	2	2-0-0	121	26
#Vanderbilt	1894	2018	91	49-40-2	1821	1718
Villanova	1954	1973	2	2-0-0	76	6
Virginia Meds.	1913	1913	1	1-0-0	7	6
Virginia Tech	1913	1968	2	1-1-0	48	52
VMI	1913	1996	2	1-1-0	31	21
Wake Forest	2006	2008	2	0-2-0	31	57
West Virginia	2000	2000	1	0-1-0	38	49
Western Kentucky	1931	1942	2	2-0-0	52	12
#Wofford	2016	2016	0	0-0-0	38	13
Wyoming	2004	2005	2	0-2-0	46	61

LEGEND: Original Names— 1—Arkansas A&M; 2—Louisiana Industrial Institute; 3—West Tennessee St. Normal, West Tennessee St. Teachers College; Memphis St.; 4—Mississippi A&M; 5—Mississippi St. Normal, Mississippi St. Teachers' College; 6—Southwestern Presbyterian University (S.P.U.); 7—Southwest Baptist University (SWBU); 8—Howard College; 9—Southwestern Louisiana, Louisiana-Lafayette; #—Series after games vacated or forfeited due to NCAA rulings



1893 — Won 4, Lost 1

	OM	Opp
Nov. 11 SWBU*, Oxford	56	0
Nov. 18 Memphis A.C., Memphis	16	0
Nov. 25 SWBU, Jackson, Tenn.	36	0
Nov. 30 So A.C., New Orleans	0	24
Dec. 2 Tulane, New Orleans	12	4
TOTAL POINTS:	120	28

COACH: Dr. A.L. Bondurant
CAPTAIN: Alfred H. Roudebush, LE
*Known from 1908 as Union University

1894 — Won 6, Lost 1

	OM	Opp
Oct. 20 St. Thomas Hall, Oxford	62	0
Oct. 27 Alabama, Jackson	6	0
Nov. 10 Vanderbilt, Nashville	0	40
Nov. 12 *Cumberland, Lebanon	-	-
Nov. 17 Memphis A.C., Memphis	12	0
Nov. 29 Tulane, New Orleans	8	2
Dec. 1 So. A.C., New Orleans	16	0
Dec. 3 LSU, Baton Rouge	26	6
TOTAL POINTS:	120	48

COACH: C.D. Clark
CAPTAIN: Wm. Henry Cook, FB
*Game cancelled †Forfeit

1895 — Won 2, Lost 1

	OM	Opp
Oct. 12 St. Thomas Hall, Oxford	18	0
Nov. 23 Memphis A.C., Memphis	2	0
Tulane, New Orleans	4	28
Dec. 9 *LSU, Oxford	-	-
TOTAL POINTS:	24	28

COACH: H.L. Fairbanks
CAPTAIN: Ewell D. Scales, LHB
*Game cancelled

1896 — Won 1, Lost 2

	OM	Opp
St. Thomas Hall, Oxford	20	0
Nov. 13 LSU, Vicksburg	4	12
Nov. 26 Tulane, New Orleans	0	10
TOTAL POINTS:	24	22

COACH: J.W. Hollister
CAPTAIN: George D. McLean

1897
No Team Due to Yellow Fever Epidemic
COACH: None
CAPTAIN: Harry D. Priestly

1898 — Won 1, Lost 1

	OM	Opp
Dec. 12 Tulane, New Orleans	9	14
Dec. 17 St. Thomas Hall, Oxford	9	2
TOTAL POINTS:	18	16

COACH: T.G. Scarbrough
CAPTAIN: Eugene Campbell, RG

1899 — Won 3, Lost 4

	OM	Opp
Oct. 27 *Central U., Memphis	13	6
Oct. 28 U. of Nashville, Oxford	0	11
Nov. 1 LSU, Meridian	11	0
Nov. 4 Vanderbilt, Memphis	0	11
Nov. 12 Sewanee, Memphis	0	12
Nov. 24 Alabama, Jackson	5	7
Nov. 30 Tulane, New Orleans	15	0
TOTAL POINTS:	44	47

COACH: W.H. Lyon
CAPTAIN: Wm. D. Myers, FB
*Merged with Centre College in 1901

1900 — Won 0, Lost 3

	OM	Opp
Oct. 6 Vanderbilt, Nashville	0	6
Oct. 26 Alabama, Tuscaloosa	5	12
Nov. 29 Tulane, New Orleans	0	12
TOTAL POINTS:	5	30

COACH: Z.N. Estes, Jr
CAPTAIN: Wm. D. Myers, FB

1901 — Won 2, Lost 4

	OM	Opp
Oct. 12 *CBC, Oxford	-	-
Oct. 19 Mem. U. School, Oxford	6	0
Oct. 26 Alabama, Tuscaloosa	0	41
Oct. 28 †Miss. A&M, Starkville	0	17
Nov. 2 SWBU, Oxford	17	0
Nov. 8 LSU, Baton Rouge	0	46
Nov. 28 Tulane, New Orleans	11	25
TOTAL POINTS:	34	129

COACHES: William Sibley; Daniel S. Martin
CAPTAIN: F.W. Elmer, RE
*Game cancelled †Known from 1932 as Mississippi St.

1902 — Won 4, Lost 3

	OM	Opp
Oct. 11 Vanderbilt, Nashville	0	29
Oct. 18 Cumberland, Oxford	38	0
Oct. 25 Miss. A&M, Starkville	21	0
Nov. 1 Mem. U. School, Oxford	42	0
Nov. 8 LSU, New Orleans	0	6
Nov. 15 Tennessee, Memphis	10	11
Nov. 27 Tulane, New Orleans	10	0
TOTAL POINTS:	121	46

COACH: D.S. Martin
CAPTAIN: John M. Foster, RHB

1903 — Won 2, Lost 1, Tied 1

	OM	Opp
Oct. 24 Vanderbilt, Nashville	0	33
Nov. 7 *Mem. Med. Col., Memphis	17	0
Nov. 14 Miss. A&M, Oxford	6	6
Nov. 21 LSU, New Orleans	11	0
TOTAL POINTS:	90	39

COACH: Mike Harvey
CAPTAIN: F.W. Elmer, RHB
*The Memphis Medical Hospital College, until January, 1913, when it became the University of Tennessee School of Medicine

1904 — Won 4, Lost 3

	OM	Opp
Oct. 15 Vanderbilt, Nashville	0	69
Oct. 22 Miss A&M, Columbus	17	5
Oct. 29 SWBU, Oxford	114	0
Nov. 5 LSU, Baton Rouge	0	5
Nov. 12 Mem. Med. Col., Jackson	42	0
Nov. 19 *U. of Nashville, Memphis	12	5
Nov. 24 Tulane, New Orleans	0	22
TOTAL POINTS:	185	106

COACH: Mike Harvey
CAPTAIN: Allen P. Dodd, LT
*Now George Peabody College, a part of Vanderbilt University

1905 — Won 0, Lost 2

	OM	Opp
Nov. 20 Cumberland, Oxford	0	18
Nov. 30 Miss. A&M, Jackson	0	11
TOTAL POINTS:	0	29

COACH: None
CAPTAIN: Allen P. Todd, LT

1906 — Won 4, Lost 2

	OM	Opp
Oct. 4 Maryville, Oxford	16	6
Oct. 13 Vanderbilt, Nashville	0	29
Oct. 20 LSU, Baton Rouge	9	0
Oct. 27 *Tennessee, Memphis	-	-
Nov. 3 Tulane, New Orleans	17	0
Nov. 12 Sewanee, Memphis	0	24
Nov. 17 *Arkansas, Little Rock	-	-
Nov. 29 Miss. A&M, Jackson	29	5
TOTAL POINTS:	71	64

COACH: Tom S. Hammond
CAPTAIN: Cleveland P. Huggins, FB
*Game cancelled

1907 — Won 0, Lost 6

	OM	Opp
Oct. 2 *SWBU, Oxford	-	-
Oct. 12 Alabama, Columbus	0	20
Oct. 19 Missouri Normal, Oxford	6	12
Oct. 26 Sewanee, Memphis	0	65
Nov. 9 Vanderbilt, Memphis	0	60
Nov. 16 LSU, Jackson	0	23
Nov. 28 Miss. A&M, Jackson	0	15
TOTAL POINTS:	6	195

COACH: Frank Mason
CAPTAIN: Andrew Wood, RE
*Game cancelled

1908 — Won 3, Lost 5

	OM	Opp
Oct. 3 Mem. U. School, Oxford	30	0
Oct. 10 Arkansas, Fayetteville	0	33
Oct. 17 Missouri Normal, Memphis	17	0
Oct. 24 Vanderbilt, Nashville	0	29
Oct. 29 Miss. College, Jackson	41	0
Oct. 31 Tulane, New Orleans	0	9
Nov. 10 *SPU, Oxford	5	10
Nov. 26 Miss. A&M, Jackson	6	44
TOTAL POINTS:	99	125

COACH: Frank Kyle
CAPTAIN: Ike C. Knox, RHB
*Known as Southwestern (Memphis) from 1925

1909 — Won 4, Lost 3, Tied 2

	OM	Opp
Oct. 2 Mem. U. School, Oxford	18	0
Oct. 5 Mem. Med. Col., Oxford	15	0
Oct. 9 LSU, Baton Rouge	0	10
Oct. 16 Tulane, New Orleans	0	5
Oct. 23 Alabama, Jackson	0	0
Oct. 30 Vanderbilt, Nashville	0	17
Nov. 13 Henderson-Brown, Arkadelphia	12	12
Nov. 18 Union, Oxford	45	0
Nov. 25 Miss. A&M, Jackson	9	5
TOTAL POINTS:	99	49

COACH: Dr. Nathan P. Stauffer
CAPTAIN: W.C. Trotter, LHB

1910 — Won 7, Lost 1

	OM	Opp
Oct. 1 Memphis H.S., Oxford	10	0
Oct. 5 Mem. Med. Col., Oxford	2	0
Oct. 13 Tulane, New Orleans	16	0
Oct. 21 Miss. College, Clinton	24	0
Oct. 29 Vanderbilt, Nashville	2	9
Nov. 5 Alabama, Greenwood	16	0
Nov. 12 Mem. Med. Col., Memphis	44	0
Nov. 24 Miss. A&M, Jackson	30	0
TOTAL POINTS:	144	9

COACH: Dr. Nathan P. Stauffer
CAPTAIN: John W. McCall, RHB

1911 — Won 6, Lost 3

	OM	Opp
Sept. 30 †Memphis H.S., Oxford	42	0
Oct. 5 SPU, Oxford	41	0
Oct. 13 *Louisiana I.L., Oxford	15	0
Oct. 24 Henderson-Brown, Arkadelphia	24	11
Oct. 27 Texas A&M, College Station	0	17
Oct. 30 Miss. College, Jackson	28	0
Nov. 4 Mercer, Macon, Ga.	34	0
Nov. 18 Vanderbilt, Nashville	0	21
Nov. 30 Miss. A&M, Jackson	0	6
TOTAL POINTS:	184	55

COACH: Dr. Nathan P. Stauffer
CAPTAIN: Steve F. Mitchell, LHB
†First Sept. Date *Known now as La. Tech

1912 — Won 5, Lost 3

	OM	Opp
Oct. 5 *Memphis H.S., Oxford	34	0
Oct. 12 Castle Heights, Oxford	1	0
Oct. 19 LSU, Baton Rouge	10	7
Oct. 26 Vanderbilt, Nashville	0	24
Nov. 1 Miss. College, Oxford	12	0
Nov. 9 Alabama, Tuscaloosa	9	10
Nov. 13 Texas, Austin	14	53
Nov. 16 Mem. Med. Col., Memphis	47	6
TOTAL POINTS:	127	100

COACH: Leo Detray
CAPTAIN: J.C. (Red) Adams, C
†Forfeit*Known from 1913 as Central High School

1913 — Won 6, Lost 3, Tied 1

	OM	Opp
Oct. 8 VMI, Lexington, Va.	0	14
Oct. 11 VPI, Blacksburg, Va.	14	35
Oct. 15 Virginia Meds., Richmond	7	6
Oct. 23 Union, Oxford	46	0
Nov. 1 Louisiana I.L., Oxford	26	0
Nov. 7 Hendrix, Conway, Ark.	6	8
Nov. 15 Arkansas, Little Rock	21	10
Nov. 22 Cumberland, Memphis	7	0
Nov. 27 *Miss. Normal, Hattiesburg	13	7
Nov. 27 †Oauchita, Arkadelphia	0	0
TOTAL POINTS:	140	80

COACH: William Driver
CAPTAIN: E. Forrest McCall, E
*Known now as Southern Mississippi
†Correct date

1914 — Won 5, Lost 4, Tied 1

	OM	Opp
Oct. 3 †Arkansas Aggies, Oxford	20	0
Oct. 10 SPU, Oxford	14	0
Oct. 17 LSU, Baton Rouge	21	0
Oct. 28 Miss. College, Jackson	7	7
Oct. 31 Oauchita, Memphis	0	7
Nov. 7 Tulane, New Orleans	21	6
Nov. 13 Arkansas, Little Rock	13	7
Nov. 17 Texas, Austin	7	66
Nov. 20 Southwestern, Georgetown, Texas	0	18
Nov. 26 Texas A&M, Beaumont	7	14
TOTAL POINTS:	110	125

COACH: William Driver
CAPTAIN: Frank W. Smythe, LE
†Known now as Arkansas State

1915 — Won 2, Lost 6

	OM	Opp
Oct. 1 Arkansas Aggies, Oxford	0	10
Oct. 8 SPU, Oxford	13	6
Oct. 15 LSU, Oxford	0	28
Oct. 23 Vanderbilt, Memphis	0	91
Oct. 30 Hendrix, Oxford	32	7
Nov. 6 Miss. A&M, Tupelo	0	65
Nov. 13 Miss. College, Jackson	6	74
Nov. 20 *Arkansas, Little Rock	-	-
Nov. 25 Alabama, Birmingham	0	53
TOTAL POINTS:	51	334

COACH: Fred Robbins
CAPTAIN: J.H. (Pop) Harris, T
*Game cancelled

1916 — Won 3, Lost 6

	OM	Opp
Sept. 30 Union, Oxford	30	0
Oct. 7 Arkansas Aggies, Oxford	20	0
Oct. 14 Hendrix, Oxford	61	0
Oct. 21 Vanderbilt, Nashville	0	35
Oct. 28 Alabama, Tuscaloosa	0	27
Nov. 3 Miss. A&M, Tupelo	0	36
Nov. 11 Transylvania, Lexington, Ky.	3	13
Nov. 18 LSU, Baton Rouge	0	41
Nov. 30 Miss. College, Jackson	14	36
TOTAL POINTS:	128	188

COACH: Fred Robbins
CAPTAIN: C. Allen Anderson, C

1917 — Won 1, Lost 4, Tied 1

	OM	Opp
Oct. 6 Arkansas Aggies, Oxford	0	0
Oct. 13 LSU, Oxford	7	52
Oct. 27 Alabama, Tuscaloosa	0	54
Nov. 3 Miss. A&M, Tupelo	14	41
Nov. 10 Sewanee, Sewanee, Tenn.	7	69
Nov. 29 Miss. College, Jackson	21	0
TOTAL POINTS:	49	216

COACH: C.R. (Dudy) Noble
CAPTAIN: Roy Bridges, QB

1918 — Won 1, Lost 3

	OM	Opp
Nov. 9 Payne Field, West Point, Miss.	0	6
Nov. 16 Union, Oxford	39	0
Nov. 28 Miss. A&M, Starkville	0	34
Dec. 7 Miss. A&M, Oxford	0	13
TOTAL POINTS:	39	53

COACH: C.R. (Dudy) Noble
CAPTAIN: Edward H. Ray, HB

1919 — Won 4, Lost 4

	OM	Opp
Oct. 4 Arkansas Aggies, Oxford	32	0
Oct. 11 Alabama, Tuscaloosa	0	49
Oct. 18 LSU, Baton Rouge	0	12
Oct. 25 Tulane, New Orleans	12	27
Oct. 31 Union, Oxford	25	6
Nov. 8 Miss. A&M, Clarksdale	0	33
Nov. 15 SPU, Oxford	30	0
Nov. 27 Miss. College, Jackson	6	0
TOTAL POINTS:	105	127

COACH: R. L. Sullivan
CAPTAIN: Edmund Cowart, E

1920 — Won 4, Lost 3

	OM	Opp
Oct. 2 Arkansas Aggies, Oxford	33	0
Oct. 9 Miss. Normal, Hattiesburg	54	0
Oct. 16 Birmingham-So., B'ham, Ala.	6	27
Oct. 23 Tulane, New Orleans	0	32
Oct. 29 Union, Oxford	86	0
Nov. 6 Miss. A&M, Greenwood	0	20
Nov. 12 SPU, Oxford	38	6
TOTAL POINTS:	217	85

COACH: R.L. Sullivan
CAPTAIN: Rufus Creekmore, C

1921 — Won 3, Lost 6

	OM	Opp
Oct. 1 *W. Tenn. Normal, Oxford	82	0
Oct. 8 Tulane, New Orleans	0	26
Oct. 15 Millsaps, Oxford	49	0
Oct. 22 SPU, Oxford	35	0
Oct. 28 Miss. A&M, Greenwood	0	21
Nov. 5 Miss. College, Vicksburg	7	27
Nov. 12 LSU, Baton Rouge	0	21
Nov. 19 Tenn. Doctors, Memphis	6	24
Dec. 31 U. of Havana, Havana, Cuba	0	14
TOTAL POINTS:	179	133

COACH: R.L. Sullivan
CAPTAIN: Howard D. Robinson, FB
*Known now as University of Memphis

HISTORY & RECORDS

1922 — Won 4, Lost 5, Tied 1

	OM	Opp
Sept. 30 Union, Oxford	0	0
Oct. 7 Centre, Danville, Ky.	0	55
Oct. 14 SPU, Oxford	23	0
Oct. 21 Miss. A&M, Jackson	13	19
Oct. 28 Tennessee, Knoxville	0	49
Nov. 4 Birmingham-So., Oxford	6	0
Nov. 11 Hendrix, Oxford	13	7
Nov. 18 Tenn. Doctors, Memphis	0	32
Nov. 25 Camp Benning, Columbus, Ga.	13	14
Nov. 30 Millsaps, Jackson	19	7
TOTAL POINTS:	87	183

COACH: R.A. Cowell
CAPTAIN: Calvin C. Barbour Jr., QB

1923 — Won 4, Lost 6

	OM	Opp
Sept. 29 Bethel College, Oxford	14	6
Oct. 6 Alabama, Tuscaloosa	0	56
Oct. 13 SPU, Oxford	33	0
Oct. 20 Miss. A&M, Jackson	6	13
Oct. 27 St. Louis U., St. Louis	3	28
Nov. 3 Birmingham-So., Oxford	6	0
Nov. 10 Miss. College, Meridian	0	6
Nov. 17 Tulane, New Orleans	0	19
Nov. 24 Tennessee, Knoxville	0	10
Nov. 31 Camp Benning, Columbus, Ga.	19	7
TOTAL POINTS:	81	145

COACH: R.A. Cowell
CAPTAIN: John T. Montgomery, HB

1924 — Won 4, Lost 5

	OM	Opp
Oct. 4 Arkansas Aggies, Oxford	10	7
Oct. 11 SPU, Oxford	7	0
Oct. 18 Miss. A&M, Jackson	0	20
Oct. 25 Arkansas, Little Rock	0	20
Nov. 1 Alabama, Montgomery	0	61
Nov. 8 Sewanee, Memphis	0	21
Nov. 15 Furman, Greenville, S.C.	2	7
Nov. 22 Miss. College, Oxford (HC)	10	6
Nov. 27 Millsaps, Jackson	7	0
TOTAL POINTS:	36	142

COACH: Chester Barnard
CAPTAIN: Claude Smithson, HB

1925 — Won 5, Lost 5

	OM	Opp
Sept. 26 Arkansas Aggies, Oxford	53	0
Oct. 3 Texas, Austin	0	25
Oct. 10 Tulane, New Orleans	7	26
Oct. 17 Union, Oxford	7	6
Oct. 24 Miss. A&M, Jackson	0	6
Oct. 31 Vanderbilt, Nashville	0	7
Nov. 7 Sewanee, Chattanooga	9	10
Nov. 14 Miss. College, Clinton	19	7
Nov. 21 Southwestern, Oxford (HC)	31	0
Nov. 26 Millsaps, Jackson	21	0
TOTAL POINTS:	147	87

COACH: Homer Hazel
CAPTAIN: John (Bat) Mustin, HB

1926 — Won 5, Lost 4

	OM	Opp
Sept. 25 Arkansas Aggies, Oxford	28	0
Oct. 2 Arkansas, Fayetteville	6	21
Oct. 9 Florida, Gainesville	12	7
Oct. 16 *Loyola, Oxford (HC)	13	7
Oct. 23 Drake, Des Moines, Iowa	15	33
Oct. 30 Tulane, New Orleans	0	6
Nov. 6 Southwestern, Memphis	32	27
Nov. 13 LSU, Baton Rouge	0	3
Nov. 25 Miss. A&M, Starkville	7	6
TOTAL POINTS:	113	110

COACH: Homer Hazel
CAPTAIN: Webster Burke, C
*Loyola of Chicago

1927 — Won 5, Lost 3, Tied 1

	OM	Opp
Sept. 24 Col. of Ozarks, Oxford	58	0
Oct. 1 Tulane, New Orleans	7	19
Oct. 7 Hendrix, Oxford	0	0
Oct. 15 Tennessee, Knoxville	7	21
Oct. 22 Southwestern, Memphis	39	0
Oct. 29 Sewanee, Sewanee, Tenn.	28	14
Nov. 5 LSU, Oxford (HC)	12	7
Nov. 11 *Loyola, Jackson	6	7
Nov. 24 Miss. A&M, Oxford	20	12
TOTAL POINTS:	177	80

COACH: Homer Hazel
CAPTAIN: Austin Applewhite, E
*Loyola of Chicago

1928 — Won 5, Lost 4

	OM	Opp
Sept. 29 Arkansas, Oxford	25	0
Oct. 6 Alabama, Tuscaloosa	0	27
Oct. 13 Tennessee, Knoxville	12	13
Oct. 20 Auburn, Birmingham	19	0
Oct. 27 *Loyola, New Orleans	14	34
Nov. 3 Clemson, Oxford (HC)	26	7
Nov. 10 LSU, Baton Rouge	6	19
Nov. 17 Southwestern, Memphis	34	2
Nov. 29 Miss. A&M, Starkville	20	19
TOTAL POINTS:	156	121

COACH: Homer Hazel
CAPTAIN: Thad (Pie) Vann, T
*Loyola of New Orleans

1929 — Won 1, Lost 6, Tied 2

	OM	Opp
Sept. 28 Vanderbilt, Nashville	7	19
Oct. 5 Alabama, Tuscaloosa	7	22
Oct. 12 Tennessee, Knoxville	7	52
Oct. 18 *Loyola, New Orleans	26	24
Oct. 26 SMU, Dallas	0	52
Nov. 2 Sewanee, Oxford (HC)	6	6
Nov. 9 Purdue, Lafayette, Ind.	7	27
Nov. 16 LSU, Baton Rouge	6	13
Nov. 30 Miss. A&M, Oxford	7	7
TOTAL POINTS:	73	222

COACH: Homer Hazel
CAPTAIN: WD. (Dump) Burnette, T
*Loyola of New Orleans (Rebels' first night game)

1930 — Won 3, Lost 5, Tied 1

	OM	Opp
Sept. 26 Union, Oxford	64	0
Oct. 4 Alabama, Tuscaloosa	0	64
Oct. 11 Tennessee, Knoxville	0	27
Oct. 18 Sewanee, Oxford (HC)	7	13
Oct. 25 Chicago U., Chicago	0	0
Nov. 1 Vanderbilt, Nashville	0	24
Nov. 8 LSU, Baton Rouge	0	6
Nov. 14 Southwestern, Oxford	37	6
Nov. 27 Miss. A&M, Starkville	20	0
TOTAL POINTS:	128	140

COACH: Ed Walker
CAPTAIN: Dick Peoples, E

1931 — Won 2, Lost 6, Tied 1

	OM	Opp
Sept. 19 Western Kentucky, Oxford	13	6
Sept. 26 Tulane, New Orleans	0	31
Oct. 3 Alabama, Tuscaloosa	6	55
Oct. 10 Tennessee, Knoxville	0	38
Oct. 24 Southwestern, Memphis	20	20
Oct. 30 Marquette, Milwaukee	6	13
Nov. 7 Sewanee, Oxford (HC)	0	7
Nov. 14 LSU, Jackson	3	26
Nov. 26 Miss. A&M, Oxford	25	14
TOTAL POINTS:	73	210

COACH: Ed Walker
CAPTAIN: Neal Biggers, HB

1932 — Won 5, Lost 6

	OM	Opp
Sept. 24 *Miss. Teachers, Oxford	49	0
Oct. 1 Tennessee, Knoxville	0	33
Oct. 8 ^Howard, Oxford	26	6
Oct. 15 Centenary, Shreveport	6	13
Oct. 22 Alabama, Tuscaloosa	13	24
Oct. 29 Auburn, Montgomery	7	14
Nov. 5 Minnesota, Minneapolis	0	26
Nov. 12 Sewanee, Oxford (HC)	27	6
Nov. 19 Southwestern, Memphis	7	0
Nov. 24 Mississippi State, Starkville	13	0
Dec. 3 Tulsa, Tulsa, Okla.	0	26
TOTAL POINTS:	148	148

COACH: Ed Walker
CAPTAIN: Lee Trapp, G
*Known now as Southern Mississippi
^Known now as Samford

1933 — Won 6, Lost 3, Tied 2

	OM	Opp
Sept. 23 Southwestern, Memphis	6	6
Sept. 30 Miss. Teachers, Oxford	45	0
Oct. 7 Alabama, Birmingham	0	0
Oct. 14 Marquette, Milwaukee	7	0
Oct. 21 Sewanee, Oxford (HC)	41	0
Oct. 28 Clemson, Meridian	13	0
Nov. 4 Birmingham-So., Oxford	12	0
Nov. 11 Tennessee, Knoxville	6	35
Nov. 18 LSU, Baton Rouge	0	31
Nov. 25 Centenary, Jackson	6	7
Dec. 2 Mississippi State, Oxford	31	0
TOTAL POINTS:	167	79

COACH: Ed Walker
CAPTAIN: Appointed

1934 — Won 4, Lost 5, Tied 1

	OM	Opp
Sept. 29 *W. Tenn. Teachers, Oxford	44	0
Oct. 5 ^Southwestern, Clarksdale	19	0
Oct. 13 Tennessee, Knoxville	0	27
Oct. 20 ^Howard, Oxford	6	7
Oct. 27 Sewanee, Oxford (HC)	19	6
Nov. 3 Tulane, New Orleans	0	15
Nov. 10 Florida, Gainesville	13	13
Nov. 17 LSU, Jackson	0	14
Nov. 24 Centenary, Shreveport	6	13
Dec. 1 Mississippi State, Jackson	7	3
TOTAL POINTS:	114	98

COACH: Ed Walker
CAPTAIN: Appointed
*Known now as University of Memphis
^Known now as Samford

1935 — Won 9, Lost 3

	OM	Opp
Sept. 20 ^Millsaps, Jackson	20	0
Sept. 28 W. Tenn. Teachers, Oxford	92	0
Oct. 5 Southwestern, Oxford	33	0
Oct. 11 ^Sewanee, Clarksdale	33	0
Oct. 19 Florida, Oxford (HC)	27	6
Oct. 26 Marquette, Milwaukee	7	33
Nov. 1 ^St. Louis U., St. Louis	21	7
Nov. 9 Tennessee, Memphis	13	14
Nov. 16 Centre, Danville, Ky.	26	0
Nov. 23 Centenary, Jackson	6	0
Nov. 30 Mississippi State, Oxford	14	6
ORANGE BOWL, Miami	19	20
TOTAL POINTS:	292	66

COACH: Ed Walker
CAPTAIN: Appointed
^Night Game

1936 — Won 5, Lost 5, Tied 2

	OM	Opp
Sept. 19 Union, Oxford	45	0
Sept. 26 Tulane, New Orleans	6	7
Oct. 2 ^Temple, Philadelphia	7	12
Oct. 9 ^Geo. Wash., Washington, D.C.	0	0
Oct. 17 ^LSU, Baton Rouge	0	13
Oct. 24 Catholic Univ., Oxford (HC)	14	0
Oct. 31 Centenary, Shreveport	24	7
Nov. 7 *Loyola, Oxford	34	0
Nov. 14 Marquette, Milwaukee	0	33
Nov. 21 Mississippi State, Starkville	6	26
Nov. 27 ^Miami U., Miami	14	0
Dec. 5 Tennessee, Memphis	0	0
TOTAL POINTS:	150	98

COACH: Ed Walker
CAPTAIN: Marvin L. Hutson, C
^Night Game *Loyola of New Orleans

1937 — Won 4, Lost 5, Tied 1

	OM	Opp
Sept. 25 Louisiana Tech, Oxford	13	0
Oct. 1 ^Temple, Philadelphia	0	0
Oct. 9 St. Louis U., Oxford (HC)	21	0
Oct. 16 ^LSU, Baton Rouge	0	13
Oct. 23 Quachita, Oxford	46	0
Oct. 30 Tulane, New Orleans	7	14
Nov. 5 Geo. Wash., Washington, D.C.	27	6
Nov. 13 Arkansas, Memphis	6	32
Nov. 25 Mississippi State, Oxford	7	9
Dec. 4 Tennessee, Memphis	0	32
TOTAL POINTS:	127	106

COACH: Ed Walker
CAPTAIN: Frank M. (Bruiser) Kinard, LT
^Night Game

1938 — Won 9, Lost 2

	OM	Opp
Sept. 24 ^LSU, Baton Rouge	20	7
Oct. 1 Louisiana Tech, Oxford	27	7
Oct. 8 Miss. Teachers, Oxford	14	0
Oct. 15 Vanderbilt, Nashville	7	13
Oct. 22 Centenary, Oxford (HC)	47	14
Oct. 29 ^Geo. Wash., Washington, D.C.	25	0
Nov. 5 St. Louis U., St. Louis	14	12
Nov. 12 Sewanee, Oxford	39	0
Nov. 16 Arkansas, Memphis	20	14
Nov. 26 Mississippi State, Starkville	19	6
Dec. 3 Tennessee, Memphis	0	47
TOTAL POINTS:	232	120

COACH: Harry J. Mehre
CAPTAIN: Kimble Bradley, QB
^Night Game

1939 — Won 7, Lost 2

	OM	Opp
Sept. 30 ^LSU, Baton Rouge	14	7
Oct. 7 Southwestern, Memphis	41	0
Oct. 14 ^Centenary, Shreveport	34	0
Oct. 21 St. Louis U., Oxford (HC)	42	0
Oct. 28 Tulane, New Orleans	6	18
Nov. 4 Vanderbilt, Memphis	14	7
Nov. 11 Miss. Teachers, Hattiesburg	27	7
Nov. 18 W. Tenn. Teachers, Oxford	46	7
Nov. 25 Mississippi State, Oxford	6	18
TOTAL POINTS:	230	64

COACH: Harry J. Mehre
CAPTAIN: Bill Schneller, QB
^Night Game

1940 — Won 9, Lost 2

	OM	Opp
Sept. 21 Union, Oxford	37	0
Sept. 28 ^LSU, Baton Rouge	19	6
Oct. 5 Southwestern, Memphis	27	6
Oct. 12 Georgia, Athens	28	14
Oct. 19 Duquesne, Oxford (HC)	14	6
Oct. 26 Arkansas, Memphis	20	21
Nov. 2 Vanderbilt, Nashville	13	7
Nov. 9 Holy Cross, Worcester	34	7
Nov. 16 W. Tenn. Teachers, Oxford	38	7
Nov. 23 Mississippi State, Starkville	0	19
Nov. 29 ^Miami U., Miami	21	7
TOTAL POINTS:	251	100

COACH: Harry J. Mehre
CAPTAIN: George Kinard, LG
^Night Game

1941 — Won 6, Lost 2, Tied 1

	OM	Opp
Sept. 26 ^Georgetown, Washington, D.C.	6	16
Oct. 4 Southwestern, Oxford (HC)	27	0
Oct. 10 ^Georgia, Athens	14	14
Oct. 18 Holy Cross, Worcester	21	0
Oct. 25 Tulane, New Orleans	20	13
Nov. 1 Marquette, Milwaukee	12	6
Nov. 8 ^LSU, Baton Rouge	13	12
Nov. 22 Arkansas, Memphis	18	0
Nov. 29 Mississippi State, Oxford	0	6
TOTAL POINTS:	131	67

COACH: Harry J. Mehre
CO-CAPTAINS: J.W. (Wobble) Davidson, LE;
Homer Larry Hazel, LG
^Night Game

1942 — Won 2, Lost 7

	OM	Opp
Sept. 26 W. Ky. Teachers, Oxford	39	6
Oct. 2 Georgetown, Washington, D.C.	6	14
Oct. 10 Georgia, Memphis	13	48
Oct. 17 ^LSU, Baton Rouge	7	21
Oct. 24 Arkansas, Memphis	6	7
Oct. 31 Memphis State, Oxford	48	0
Nov. 7 Vanderbilt, Memphis	0	19
Nov. 14 Tennessee, Memphis	0	14
Nov. 21 Mississippi State, Starkville	13	34
TOTAL POINTS:	132	163

COACH: Harry J. Mehre
CAPTAIN: Dan Wood, C
^Night Game

1943 Football abolished at all Mississippi State-Supported Institutions by Board of Trustees.

1944 — Won 2, Lost 6

	OM	Opp
Sept. 23 ^Kentucky, Lexington	7	27
Sept. 30 ^Florida, Jacksonville	26	6
Oct. 7 Tennessee, Memphis	7	20
Oct. 21 Tulsa, Memphis	0	47
Oct. 28 Arkansas, Memphis	18	26
Nov. 4 Jackson AAB, Oxford	0	10
Nov. 11 Alabama, Mobile	6	34
Nov. 25 Mississippi State, Oxford	13	8
TOTAL POINTS:	77	178

COACH: Harry J. Mehre
CAPTAIN: Bob McCain, LE
^Night Game

1945 — Won 4, Lost 5

	OM	Opp
Sept. 21 †Kentucky, Memphis	21	7
Sept. 29 †Florida, Jacksonville	13	26
Oct. 6 Vanderbilt, Nashville	14	7
Oct. 13 Louisiana Tech, Oxford	26	21
Oct. 27 Arkansas, Memphis	0	19
Nov. 3 †LSU, Baton Rouge	13	32
Nov. 10 Tennessee, Memphis	0	34
Nov. 24 Mississippi State, Starkville	7	6
Nov. 29 Chattanooga, Chattanooga	6	31
TOTAL POINTS:	100	183

COACH: Harry J. Mehre
CAPTAIN: Bob McCain, LE-HB
†Night Game

1946 — Won 2, Lost 7

	OM	Opp
Sept. 21 †Kentucky, Lexington	6	20
Sept. 28 †Florida, Jacksonville	13	7
Oct. 5 Vanderbilt, Memphis	0	7
Oct. 12 Georgia Tech, Atlanta	7	24
Oct. 19 Louisiana Tech, Oxford (HC)	6	7
Oct. 26 Arkansas, Memphis	9	7
Nov. 2 †LSU, Baton Rouge	21	34
Nov. 9 Tennessee, Memphis	14	18
Nov. 23 Mississippi State, Oxford	0	20
TOTAL POINTS:	76	144

COACH: Harold (Red) Drew
CAPTAIN: Ray Poole, RE
†Night Game

1947 — Won 9, Lost 2 SEC Champions

	OM	Opp
Sept. 20 Kentucky, Oxford (HC)	14	7
Sept. 27 †Florida, Jacksonville	14	6
Oct. 4 South Carolina, Memphis	33	0
Oct. 11 Vanderbilt, Nashville	6	10
Oct. 18 Tulane, New Orleans	27	14
Oct. 25 Arkansas, Memphis	14	19
Nov. 1 †LSU, Baton Rouge	20	18
Nov. 8 Tennessee, Memphis	43	13
Nov. 15 Chattanooga, Oxford	52	0
Nov. 29 Mississippi State, Starkville	33	14
DELTA BOWL, Memphis		
1-1-48 Texas Christian	13	9
TOTAL POINTS:	256	101

COACH: John H. Vaught
CAPTAIN: Charlie Conerly, LHB
†Night Game

1948 — Won 8, Lost 1

	OM	Opp
Sept. 25 †Florida, Gainesville	14	0
Oct. 2 †Kentucky, Lexington	20	7
Oct. 9 Vanderbilt, Oxford (HC)	20	7
Oct. 16 Tulane, New Orleans	7	20
Oct. 23 Boston College, Memphis	32	13
Oct. 30 †LSU, Baton Rouge	49	19
Nov. 6 Chattanooga, Chattanooga	34	7
Nov. 13 Tennessee, Memphis	16	13
Nov. 27 Mississippi State, Oxford	34	7
TOTAL POINTS:	226	93

COACH: John H. Vaught
CAPTAIN: Doug Hamley, RT
†Night Game

1949 — Won 4, Lost 5, Tied 1

	OM	Opp
Sept. 16 †Memphis State, Memphis	40	7
Sept. 23 †Auburn, Montgomery	40	7
Oct. 1 Kentucky, Oxford	0	47
Oct. 8 Vanderbilt, Nashville	27	28
Oct. 14 †Boston College, Boston	25	25
Oct. 22 †Texas Christian, Fort Worth	27	33
Oct. 29 †LSU, Baton Rouge	7	34
Nov. 5 Chattanooga, Oxford	47	27
Nov. 12 Tennessee, Memphis	7	35
Nov. 26 Mississippi State, Starkville	26	0
TOTAL POINTS:	246	243

COACH: John H. Vaught
CAPTAIN: Ronald Dale, LT
†Night Game

1950 — Won 5, Lost 5

	OM	Opp
Sept. 22 †Memphis State, Memphis	39	7
Sept. 30 †Kentucky, Lexington	0	27
Oct. 7 Boston College, Oxford (HC)	54	0
Oct. 14 Vanderbilt, Nashville	14	20
Oct. 21 Tulane, New Orleans	20	27
Oct. 28 Texas Christian, Memphis	19	7
Nov. 4 †LSU, Baton Rouge	14	40
Nov. 11 Chattanooga, Oxford	20	0
Nov. 18 Tennessee, Knoxville	0	35
Nov. 2 Mississippi State, Oxford	27	20
TOTAL POINTS:	207	183

COACH: John H. Vaught
CAPTAIN: Ken Farragut, C
†Night Game

1951 — Won 6, Lost 3, Tied 1

	OM	Opp
Sept. 21 †Memphis State, Memphis	32	0
Sept. 29 Kentucky, Oxford	21	17
Oct. 5 †Boston College, Memphis	34	7
Oct. 13 Vanderbilt, Memphis	20	34
Oct. 20 Tulane, Oxford (HC)	25	6
Oct. 26 †Miami U., Miami, Fla.	7	20
Nov. 3 †LSU, Baton Rouge	6	6
Nov. 10 Auburn, Mobile	39	14
Nov. 17 Tennessee, Oxford	21	46
Dec. 1 Mississippi State, Starkville	49	7
TOTAL POINTS:	254	157

COACH: John H. Vaught
CAPTAIN: Othar Crawford, LG
†Night Game

1952 — Won 8, Lost 1, Tied 2

	OM	Opp
Sept. 19 †Memphis State, Memphis	54	6
Sept. 27 Kentucky, Lexington	13	13
Oct. 4 Auburn, Memphis	20	7
Oct. 11 Vanderbilt, Nashville	21	21
Oct. 18 Tulane, New Orleans	20	14
Oct. 25 Arkansas, Little Rock	34	7
Nov. 1 LSU, Oxford (HC)	28	0
Nov. 8 †Houston, Houston	6	0
Nov. 15 Maryland, Oxford	21	14
Nov. 29 Mississippi State, Oxford	20	14
SUGAR BOWL, New Orleans		
1-1-53 †Georgia Tech	7	24
TOTAL POINTS:	237	96

COACH: John H. Vaught
CO-CAPTAINS: Kline Gilbert, RT; Jim Ingram, C
†Night Game

1953 — Won 7, Lost 2, Tied 1

	OM	Opp
Sept. 19 Chattanooga, Jackson	39	6
Sept. 26 Kentucky, Oxford	22	6
Oct. 3 Auburn, Auburn, Ala.	0	13
Oct. 10 Vanderbilt, Oxford (HC)	28	6
Oct. 17 Tulane, New Orleans	45	14
Oct. 24 †Arkansas, Memphis	28	0
Oct. 31 †LSU, Baton Rouge	27	16
Nov. 7 North Texas State, Oxford	40	7
Nov. 14 Maryland, College Park	0	38
Nov. 28 Mississippi State, Starkville	7	7
TOTAL POINTS:	236	113

COACH: John H. Vaught
CAPTAIN: Ed Beatty, C
†Night Game

1954 — Won 9, Lost 2 SEC Champions

	OM	Opp
Sept. 17 †North Texas State, Memphis	35	12
Sept. 25 †Kentucky, Memphis	28	9
Oct. 2 †Villanova, Philadelphia	52	0
Oct. 9 †Vanderbilt, Nashville	22	7
Oct. 16 Tulane, Oxford (HC)	34	7
Oct. 23 Arkansas, Little Rock	0	6
Oct. 30 LSU, Baton Rouge	21	6
Nov. 6 Memphis State, Memphis	51	0
Nov. 13 †Houston, Houston	26	0
Nov. 27 Mississippi State, Oxford	14	0
SUGAR BOWL, New Orleans		
1-1-55 †Navy	0	21
TOTAL POINTS:	283	47

COACH: John H. Vaught
CO-CAPTAINS: Jimmy Patton, LHB; Allen (Red) Muirhead, RHB
†Night Game

1955 — Won 10, Lost 1 SEC Champions

	OM	Opp
Sept. 17 †Georgia, Atlanta	26	13
Sept. 24 †Kentucky, Lexington	14	21
Oct. 1 North Texas State, Oxford	33	0
Oct. 8 †Vanderbilt, Memphis	13	0
Oct. 15 Tulane, New Orleans	27	13
Oct. 22 Arkansas, Oxford (HC)	17	7
Oct. 29 †LSU, Baton Rouge	29	26
Nov. 5 †Memphis State, Memphis	39	6
Nov. 12 †Houston, Jackson	27	11
Nov. 26 Mississippi State, Starkville	26	0
COTTON BOWL, Dallas		
1-2-56 †Texas Christian	14	13
TOTAL POINTS:	251	97

COACH: John H. Vaught
CAPTAIN: Vaughn (Buddy) Alliston, LG
†Night Game

1956 — Won 7, Lost 3

	OM	Opp
Sept. 22 North Texas State, Oxford	45	0
Sept. 29 †Kentucky, Memphis	37	7
Oct. 6 †Houston, Jackson	14	0
Oct. 13 Vanderbilt, Oxford (HC)	16	0
Oct. 20 †Tulane, Jackson	3	10
Oct. 27 †Arkansas, Little Rock	0	14
Nov. 3 †LSU, Baton Rouge	46	17
Nov. 10 Memphis State, Memphis	26	0
Nov. 17 Tennessee, Knoxville	7	27
Dec. 1 Mississippi State, Oxford	13	7
TOTAL POINTS:	207	82

COACH: John H. Vaught
CAPTAIN: Appointed
†Night Game

1957 — Won 9, Lost 1, Tied 1

	OM	Opp
Sept. 21 Trinity, San Antonio	44	0
Sept. 28 †Kentucky, Lexington	15	0
Oct. 5 Hardin-Simmons, Oxford	34	7
Oct. 12 †Vanderbilt, Nashville	28	0
Oct. 18 †Tulane, New Orleans	50	0
Oct. 26 Arkansas, Memphis	6	12
Nov. 2 †Houston, Jackson	20	7
Nov. 9 LSU, Oxford (HC)	14	12
Nov. 16 Tennessee, Memphis	14	7
Nov. 30 Mississippi State, Starkville	7	7
SUGAR BOWL, New Orleans		
1-1-58 †Texas	39	7
TOTAL POINTS:	232	52

COACH: John H. Vaught
CO-CAPTAINS: Jackie Simpson, LG; Gene Hickerson, RT
†Night Game

1958 — Won 9, Lost 2

	OM	Opp
Sept. 20 †Memphis State, Memphis	17	0
Sept. 27 †Kentucky, Memphis	27	6
Oct. 4 †Trinity, San Antonio	21	0
Oct. 11 †Tulane, New Orleans	19	8
Oct. 18 Hardin-Simmons, Oxford	24	0
Oct. 25 Arkansas, Little Rock	14	12
Nov. 1 LSU, Baton Rouge	0	14
Nov. 8 Houston, Oxford (HC)	56	7
Nov. 15 Tennessee, Knoxville	16	18
Nov. 29 Mississippi State, Oxford	21	0
GATOR BOWL, Jacksonville		
Dec. 27 †Florida	7	3
TOTAL POINTS:	215	65

COACH: John H. Vaught
CO-CAPTAINS: Milton Crain, C; Kent Lovelace, RHB
†Night Game

1959 — Won 10, Lost 1 National Champions

	OM	Opp
Sept. 19 †Houston, Houston	16	0
Sept. 26 †Kentucky, Lexington	16	0
Oct. 3 Memphis State, Oxford	43	0
Oct. 10 †Vanderbilt, Nashville	33	0
Oct. 17 Tulane, Oxford (HC)	53	7
Oct. 24 Arkansas, Memphis	28	0
Oct. 31 †LSU, Baton Rouge	3	7
Nov. 7 Chattanooga, Oxford	58	0
Nov. 14 Tennessee, Memphis	37	7
Nov. 28 Mississippi State, Starkville	42	0
SUGAR BOWL, New Orleans		
1-1-60 †LSU	21	0
TOTAL POINTS:	329	21

COACH: John H. Vaught
CO-CAPTAINS: Ken Kirk, C; Charlie Flowers, FB
†Night Game

1960 — Won 10, Lost 0, Tied 1 National Champions SEC Champions

	OM	Opp
Sept. 17 †Houston, Houston	42	0
Sept. 24 †Kentucky, Memphis	21	6
Oct. 1 Memphis State, Memphis	31	20
Oct. 8 †Vanderbilt, Nashville	26	0
Oct. 15 †Tulane, New Orleans	26	13
Oct. 22 †Arkansas, Little Rock	10	7
Oct. 29 †LSU, Oxford (HC)	6	6
Nov. 5 Chattanooga, Oxford	45	0
Nov. 12 Tennessee, Knoxville	24	3
Nov. 26 Mississippi State, Oxford	35	9
SUGAR BOWL, New Orleans		
1-2-61 †Rice	14	6
TOTAL POINTS:	266	64

COACH: John H. Vaught
CO-CAPTAINS: Jake Gibbs, QB; Warner Alford, LG
†Night Game

1961 — Won 9, Lost 2

	OM	Opp
Sept. 23 †Arkansas, Jackson	16	0
Sept. 30 †Kentucky, Lexington	20	6
Oct. 7 Florida State, Oxford	33	0
Oct. 14 Houston, Memphis	47	7
Oct. 21 †Tulane, Jackson	41	0
Oct. 28 Vanderbilt, Oxford (HC)	47	0
Nov. 4 †LSU, Baton Rouge	7	10
Nov. 11 Chattanooga, Oxford	54	0
Nov. 18 Tennessee, Memphis	24	10
Dec. 2 Mississippi State, Starkville	37	7
COTTON BOWL, Dallas		
1-1-62 †Texas	7	12
TOTAL POINTS:	326	40

COACH: John H. Vaught
TRI-CAPTAINS: Doug Elmore, QB; Billy Ray Jones, LG; Ralph Smith, LE
†Night Game

1962 — Won 10, Lost 0 National Champions SEC Champions

	OM	Opp
Sept. 22 †Memphis State, Memphis	21	7
Sept. 29 †Kentucky, Jackson	14	0
Oct. 6 Houston, Jackson (HC)	40	7
Oct. 20 †Tulane, Jackson	21	0
Oct. 27 Vanderbilt, Memphis	35	0
Nov. 3 †LSU, Baton Rouge	15	7
Nov. 10 Chattanooga, Oxford	52	7
Nov. 17 Tennessee, Knoxville	19	6
Dec. 1 Mississippi State, Oxford	13	6
SUGAR BOWL, New Orleans		
1-1-63 †Arkansas	17	13
TOTAL POINTS:	230	40

COACH: John H. Vaught
CO-CAPTAINS: Glynn Griffing, QB; Louis Guy, WB
†Night Game

1963 — Won 7, Lost 1, Tied 2 SEC Champions

	OM	Opp
Sept. 21 †Memphis State, Memphis	0	0
Sept. 28 †Kentucky, Lexington	31	7
Oct. 5 †Houston, Houston	20	6
Oct. 19 Tulane, New Orleans	21	0
Oct. 26 Vanderbilt, Oxford (HC)	27	7
Nov. 2 †LSU, Baton Rouge	37	3
Nov. 9 Tampa, Oxford	41	0
Nov. 16 Tennessee, Memphis	20	0
Nov. 30 Mississippi State, Starkville	10	10
SUGAR BOWL, New Orleans		
1-1-64 †Alabama	7	12
TOTAL POINTS:	207	33

COACH: John H. Vaught
CO-CAPTAINS: Kenny Dill, C; Whaley Hall, T
†Night Game

1964 — Won 5, Lost 5, Tied 1

	OM	Opp
Sept. 19	Memphis State, Oxford	30 0
Sept. 26	Kentucky, Jackson	21 27
Oct. 3	Houston, Oxford (HC)	31 9
Oct. 10	Florida, Gainesville	14 30
Oct. 17	†Tulane, New Orleans	14 9
Oct. 24	†Vanderbilt, Nashville	7 7
Oct. 31	†LSU, Baton Rouge	10 11
Nov. 7	Tampa, Oxford	36 0
Nov. 14	Tennessee, Knoxville	30 0
Dec. 5	†Mississippi State, Oxford	17 20
	BLUEBONNET BOWL, Houston	
Dec. 19	†Tulsa	7 14
	TOTAL POINTS	210 113

COACH: John H. Vaught
CO-CAPTAINS: Bobby Robinson, LG; Allen Brown, LE
†Night Game †TV Game

1965 — Won 7, Lost 4

	OM	Opp
Sept. 18	†Memphis State, Memphis	34 14
Sept. 25	†Kentucky, Lexington	7 16
Oct. 2	†Alabama, Birmingham	16 17
Oct. 9	Florida, Oxford (HC)	0 17
Oct. 16	†Tulane, Jackson	24 7
Oct. 23	Vanderbilt, Oxford	24 7
Oct. 30	LSU, Jackson	23 0
Nov. 6	†Houston, Houston	3 17
Nov. 13	†Tennessee, Memphis	14 13
Nov. 27	Mississippi State, Starkville	21 0
	LIBERTY BOWL, Memphis	
Dec. 18	†Auburn	13 7
	TOTAL POINTS	166 108

COACH: John H. Vaught
CO-CAPTAINS: Mike Dennis, TB; Stan Hindman, G
†Night Game †TV Game

1966 — Won 8, Lost 3

	OM	Opp
Sept. 17	†Memphis State, Memphis	13 0
Sept. 24	†Kentucky, Jackson	17 0
Oct. 1	Alabama, Jackson	7 17
Oct. 8	Georgia, Athens	3 9
Oct. 15	Southern Miss., Oxford (HC)	14 7
Oct. 22	Houston, Memphis	27 6
Oct. 29	†LSU, Baton Rouge	17 0
Nov. 12	Tennessee, Knoxville	14 7
Nov. 19	Vanderbilt, Jackson	34 0
Nov. 26	Mississippi State, Oxford	24 0
	BLUEBONNET BOWL, Houston	
Dec. 17	†Texas	0 19
	TOTAL POINTS	170 46

COACH: John H. Vaught
CO-CAPTAINS: Doug Cunningham, TB; Chuck Hinton, C
†Night Game †TV Game

1967 — Won 6, Lost 4, Tied 1

	OM	Opp
Sept. 23	†Memphis State, Memphis	17 27
Sept. 30	Kentucky, Lexington	26 13
Oct. 7	Alabama, Birmingham	7 21
Oct. 14	†Georgia, Jackson	29 20
Oct. 21	Southern Miss., Oxford (HC)	23 14
Oct. 28	Houston, Oxford	14 13
Nov. 4	†LSU, Jackson	13 13
Nov. 18	Tennessee, Memphis	7 20
Nov. 25	Vanderbilt, Nashville	28 7
Dec. 2	Mississippi State, Starkville	10 3
	SUN BOWL, El Paso	
Dec. 30	†Texas-El Paso	7 14
	TOTAL POINTS	174 151

COACH: John H. Vaught
CO-CAPTAINS: Michel (Mac) Haik, SE; Dan Sartin, DT
†Night Game †TV Game

1968 — Won 7, Lost 3, Tied 1

	OM	Opp
Sept. 21	†Memphis State, Memphis	21 7
Sept. 28	†Kentucky, Jackson	30 14
Oct. 5	Alabama, Jackson	10 8
Oct. 12	†Georgia, Athens	7 21
Oct. 19	Southern Miss., Oxford (HC)	21 13
Oct. 26	Houston, Jackson	7 29
Nov. 2	†LSU, Baton Rouge	27 24
Nov. 9	Chattanooga, Oxford	38 16
Nov. 16	Tennessee, Knoxville	0 31
Nov. 30	Mississippi State, Oxford	17 17
	LIBERTY BOWL, Memphis	
Dec. 14	†Virginia Tech	34 17
	TOTAL POINTS	178 180

COACH: John H. Vaught
CO-CAPTAINS: H.N. (Hank) Shows, TE; Robert Bailey, MM
†Night Game †TV Game

1969 — Won 8, Lost 3

	OM	Opp
Sept. 20	Memphis State, Oxford	28 3
Sept. 27	Kentucky, Lexington	9 10
Oct. 4	†Alabama, Birmingham	32 33
Oct. 11	Georgia, Jackson	25 17
Oct. 18	Southern Miss., Oxford (HC)	69 7
Oct. 25	†Houston, Houston	11 25
Nov. 1	†LSU, Jackson	26 23
Nov. 8	Chattanooga, Oxford	21 0
Nov. 15	Tennessee, Jackson	38 0
Nov. 27	Mississippi State, Starkville	48 22
	SUGAR BOWL, New Orleans	
1-1-70	†Arkansas	27 22
	TOTAL POINTS	307 140

COACH: John H. Vaught
CO-CAPTAINS: Bo Bowen, FB; Glenn Cannon, S
†Night Game †TV Game

1970 — Won 7, Lost 4

	OM	Opp
Sept. 19	†Memphis State, Memphis	47 13
Sept. 26	Kentucky, Jackson	20 17
Oct. 3	†Alabama, Jackson	48 23
Oct. 10	Georgia, Athens	31 21
Oct. 17	Southern Miss., Oxford	14 30
Oct. 24	†Vanderbilt, Nashville	26 16
Nov. 7	Houston, Oxford (HC)	24 13
Nov. 14	Chattanooga, Oxford	44 7
Nov. 26	Mississippi State, Oxford	14 19
Dec. 5	†LSU, Baton Rouge	17 61
	GATOR BOWL, Jacksonville	
1-2-71	†Auburn	28 35
	TOTAL POINTS	285 220

COACH: John H. Vaught
CO-CAPTAINS: Archie Manning, QB; Dennis Coleman, DE
†Night Game †TV Game

1971 — Won 10, Lost 2

	OM	Opp
Sept. 11	†Long Beach State, Jackson	29 13
Sept. 18	†Memphis State, Memphis	49 21
Sept. 25	Kentucky, Lexington	34 20
Oct. 2	Alabama, Birmingham	6 40
Oct. 9	Georgia, Jackson	7 38
Oct. 16	Southern Miss., Oxford	20 6
Oct. 23	Vanderbilt, Oxford (HC)	28 7
Oct. 30	LSU, Jackson	24 22
Nov. 6	†Tampa, Tampa	28 27
Nov. 13	Chattanooga, Oxford	49 10
Nov. 25	Mississippi State, Starkville	48 0
	PEACH BOWL, Atlanta	
Dec. 30	†Georgia Tech	41 18
	TOTAL POINTS	322 204

COACH: Billy R. Kinard
CO-CAPTAINS: Riley Myers, SE; Paul Dongieux, LB
†Night Game †TV Game

1972 — Won 5, Lost 5

	OM	Opp
Sept. 16	†Memphis State, Memphis	34 29
Sept. 23	†South Carolina, Columbia	21 0
Sept. 30	Southern Miss., Oxford	13 9
Oct. 7	Auburn, Jackson	13 19
Oct. 14	Georgia, Jackson	13 14
Oct. 21	Florida, Oxford (HC)	0 16
Oct. 28	Vanderbilt, Nashville	31 7
Nov. 4	†LSU, Baton Rouge	16 17
Nov. 18	Tennessee, Knoxville	0 17
Nov. 25	Mississippi State, Oxford	51 14
	TOTAL POINTS	192 142

COACH: Billy R. Kinard
CO-CAPTAINS: Don Leathers, OT; Reggie Dill, DE
†Night Game

1973 — Won 6, Lost 5

	OM	Opp
Sept. 8	†Villanova, Jackson	24 6
Sept. 15	Missouri, Columbia	0 17
Sept. 22	Memphis State, Jackson	13 17
Sept. 29	Southern Miss., Oxford	41 0
Oct. 6	Auburn, Auburn	7 14
Oct. 13	Georgia, Athens	0 20
Oct. 20	Florida, Gainesville	13 10
Oct. 27	Vanderbilt, Oxford (HC)	24 14
Nov. 3	†LSU, Jackson	14 51
Nov. 17	†Tennessee, Jackson	28 18
Nov. 24	Mississippi State, Jackson	38 10
	TOTAL POINTS	202 177

COACHES: Billy R. Kinard; John H. Vaught
CO-CAPTAINS: Norris Weese, QB; Jim Stuart, MLB
†Night Game †TV Game

1974 — Won 3, Lost 8

	OM	Opp
Sept. 14	†Missouri, Jackson	10 0
Sept. 21	†Memphis State, Memphis	7 15
Sept. 28	Southern Miss., Oxford	20 14
Oct. 5	†Alabama, Jackson	21 35
Oct. 12	Georgia, Athens	0 49
Oct. 19	South Carolina, Oxford (HC)	7 10
Oct. 26	Vanderbilt, Nashville	14 24
Nov. 2	†LSU, Baton Rouge	0 24
Nov. 16	Tennessee, Memphis	17 29
Nov. 23	Mississippi State, Jackson	13 31
Nov. 30	Tulane, New Orleans	26 10
	TOTAL POINTS	135 241

COACH: Ken Cooper
TRI-CAPTAINS: Dick Lawrence, OT; Stump Russell, LB;
Kenny King, LB
†Night Game †TV Game

1975 — Won 6, Lost 5

	OM	Opp
Sept. 6	†Baylor, Waco	10 20
Sept. 13	Texas A&M, College Station	0 7
Sept. 20	†Tulane, New Orleans	3 14
Sept. 27	Southern Miss., Oxford	24 8
Oct. 4	Alabama, Birmingham	6 32
Oct. 11	Georgia, Oxford (HC)	28 13
Oct. 18	South Carolina, Jackson	29 35
Oct. 25	Vanderbilt, Oxford	17 7
Nov. 1	†LSU, Jackson	17 13
Nov. 15	Tennessee, Memphis	23 6
Nov. 22	Mississippi State, Jackson	13 7
	TOTAL POINTS	170 162

COACH: Ken Cooper
TRI-CAPTAINS: Paul Hofer, FB; Ben Williams, MG;
Kenny King, LB
†Night Game †TV Game

1976 — Won 6, Lost 5

	OM	Opp
Sept. 4	†Memphis State, Memphis	16 21
Sept. 11	†Alabama, Jackson	10 7
Sept. 18	Tulane, Oxford	34 7
Sept. 25	†Southern Miss., Hattiesburg	28 0
Oct. 2	Auburn, Jackson	0 10
Oct. 9	Georgia, Oxford (HC)	21 17
Oct. 16	†South Carolina, Columbia	7 10
Oct. 23	Vanderbilt, Nashville	20 3
Oct. 30	†LSU, Baton Rouge	0 45
Nov. 13	Tennessee, Knoxville	6 32
Nov. 20	*Mississippi State, Jackson	11 28
	TOTAL POINTS	153 180

*Won by forfeit
COACH: Ken Cooper
TRI-CAPTAINS: Wade Griffin, TE;
George Stuart, LB; Reggie Pace, C
†Night Game

1977 — Won 6, Lost 5

	OM	Opp
Sept. 3	†Memphis State, Jackson	7 3
Sept. 10	†Alabama, Birmingham	13 34
Sept. 17	Notre Dame, Jackson	20 13
Sept. 24	Southern Miss., Oxford	19 27
Oct. 1	†Auburn, Auburn	15 21
Oct. 8	Georgia, Athens	13 14
Oct. 15	South Carolina, Oxford	17 10
Oct. 22	Vanderbilt, Oxford (HC)	26 14
Oct. 29	†LSU, Jackson	21 28
Nov. 12	Tennessee, Memphis	43 14
Nov. 19	*Mississippi State, Jackson	14 18
	TOTAL POINTS	208 196

*Won by forfeit
COACH: Ken Cooper
TRI-CAPTAINS: George Plasketes, DE; Randy White, OG;
Bob Lewis, C
†Night Game †TV Game

1978 — Won 5, Lost 6

	OM	Opp
Sept. 9	†Memphis State, Jackson	14 7
Sept. 23	Missouri, Columbia	14 45
Sept. 30	†Southern Miss., Jackson	16 13
Oct. 7	Georgia, Athens	3 42
Oct. 14	Kentucky, Oxford (HC)	17 24
Oct. 21	South Carolina, Columbia	17 18
Oct. 28	Vanderbilt, Nashville	35 10
Nov. 4	†LSU, Baton Rouge	8 30
Nov. 11	Tulane, Oxford	13 3
Nov. 18	Tennessee, Knoxville	17 41
Nov. 25	Mississippi State, Jackson	27 7
	TOTAL POINTS	181 240

COACH: Steve Sloan
TRI-CAPTAINS: Curtis Weathers, SE;
Lawrence Johnson, DT; Bobby Garner, QB
†Night Game †TV Game

1979 — Won 4, Lost 7

	OM	Opp
Sept. 15	†Memphis State, Memphis	38 34
Sept. 22	†Missouri, Jackson	7 33
Sept. 29	†Southern Miss., Jackson	8 38
Oct. 6	Georgia, Oxford	21 24
Oct. 13	†Kentucky, Lexington	3 14
Oct. 20	†South Carolina, Columbia	14 21
Oct. 27	Vanderbilt, Oxford (HC)	63 28
Nov. 3	LSU, Jackson	24 28
Nov. 10	†Tulane, New Orleans	15 49
Nov. 17	Tennessee, Jackson	44 20
Nov. 24	Mississippi State, Jackson	14 9
	TOTAL POINTS	251 298

COACH: Steve Sloan
TRI-CAPTAINS: Eddy Householder, LB; John Peel, DE;
Leon Perry, FB
†Night Game †TV Game

1980 — Won 3, Lost 8

	OM	Opp
Sept. 6	†Texas A&M, Jackson	20 23
Sept. 13	Memphis State, Oxford	61 7
Sept. 20	Alabama, Jackson	35 59
Sept. 27	Tulane, Oxford	24 26
Oct. 4	Southern Miss., Jackson	22 28
Oct. 11	Georgia, Athens	21 28
Oct. 18	Florida, Oxford (HC)	3 15
Oct. 25	Vanderbilt, Nashville	27 14
Nov. 1	†LSU, Baton Rouge	16 38
Nov. 15	Tennessee, Memphis	20 9
Nov. 22	Mississippi State, Jackson	14 19
	TOTAL POINTS	263 266

COACH: Steve Sloan
CAPTAINS: Ken Toler, SE; Chuck Commiskey, OG;
Joel Steward, DB; Chris Cottam, OT
†Night Game †TV Game



1981 — Won 4, Lost 6, Tied 1

	OM	Opp
Sept. 5 Tulane, New Orleans	19	18
Sept. 12 †South Carolina, Columbia	20	13
Sept. 19 †Memphis State, Memphis	7	3
Sept. 26 †Arkansas, Jackson	13	27
Oct. 3 Alabama, Tuscaloosa	7	38
Oct. 10 Georgia, Oxford	7	37
Oct. 17 Florida, Gainesville	3	49
Oct. 24 Vanderbilt, Oxford (HC)	23	27
Oct. 31 LSU, Jackson	27	27
Nov. 14 Tennessee, Knoxville	20	28
Nov. 21 Mississippi State, Jackson	21	17
TOTAL POINTS	167	284

COACH: Steve Sloan
 CAPTAIN: John Fourcade, QB
 CO-CAPTAINS: Quentin McDonald, DT; Malvin Gipson, TB
 †Night Game

1982 — Won 4, Lost 7

	OM	Opp
Sept. 4 Memphis State, Oxford	27	10
Sept. 11 †Southern Miss., Oxford	28	19
Sept. 18 †Alabama, Jackson	14	42
Sept. 25 †Arkansas, Little Rock	12	14
Oct. 9 Georgia, Athens	10	33
Oct. 16 Texas Christian, Oxford (HC)	27	9
Oct. 23 †Vanderbilt, Nashville	10	19
Oct. 30 †LSU, Baton Rouge	8	45
Nov. 6 †Tulane, Jackson	45	14
Nov. 13 Tennessee, Jackson	17	30
Nov. 20 Mississippi State, Jackson	10	27
TOTAL POINTS	208	262

COACH: Steve Sloan
 CAPTAINS: Nakita Williams, LB; James Otis, LB;
 Keith Fourcade, LB; Michael Harmon, SE;
 Steve Herring, C
 †Night Game †TV Game

1983 — Won 7, Lost 5

	OM	Opp
Sept. 3 †Memphis State, Memphis	17	37
Sept. 10 *Tulane, New Orleans	23	27
Sept. 17 Alabama, Tuscaloosa	0	40
Sept. 24 †Arkansas, Jackson	13	10
Oct. 1 Southern Miss., Oxford	7	27
Oct. 8 Georgia, Oxford	11	36
Oct. 15 Texas Christian, Ft. Worth	20	7
Oct. 22 Vanderbilt, Oxford (HC)	21	14
Oct. 29 LSU, Jackson	27	24
Nov. 12 †Tennessee, Knoxville	13	10
Nov. 19 Mississippi State, Jackson	24	23
INDEPENDENCE BOWL, Shreveport		
Dec. 10 †Air Force	3	9
TOTAL POINTS	176	255

*Won by forfeit
 COACH: Billy Brewer
 CAPTAINS: Kelly Powell, QB; Buford McGee, TB;
 John Allen, RG
 †Night Game †TV Game

1984 — Won 4, Lost 6, Tied 1

	OM	Opp
Sept. 8 Memphis State, Oxford	22	6
Sept. 15 †Arkansas, Little Rock	14	14
Sept. 22 Louisiana Tech, Oxford	14	8
Sept. 29 Tulane, Oxford (HC)	19	14
Oct. 6 †Auburn, Oxford	13	17
Oct. 13 †Georgia, Athens	12	18
Oct. 20 Southern Miss., Jackson	10	13
Oct. 27 Vanderbilt, Nashville	20	37
Nov. 3 †LSU, Baton Rouge	29	32
Nov. 17 Tennessee, Jackson	17	41
Nov. 24 †Mississippi State, Jackson	24	3
TOTAL POINTS	194	203

COACH: Billy Brewer
 CAPTAINS: Timmy Moffett, SE; Jamie Holder, FL;
 Freddie Joe Nunn, DE; Bob Blakemore, DT
 †Night Game †TV Game

1985 — Won 4, Lost 6, Tied 1

	OM	Opp
Sept. 7 †Memphis State, Memphis	17	17
Sept. 14 †Arkansas, Jackson	19	24
Sept. 21 Arkansas State, Oxford	18	16
Sept. 28 †Tulane, New Orleans	27	10
Oct. 5 †Auburn, Auburn	0	41
Oct. 12 †Georgia, Jackson	21	49
Oct. 26 Vanderbilt, Oxford (HC)	35	7
Nov. 2 †LSU, Jackson	0	14
Nov. 9 †Notre Dame, South Bend	14	37
Nov. 16 †Tennessee, Knoxville	14	34
Nov. 23 Mississippi State, Jackson	45	27
TOTAL POINTS	210	276

COACH: Billy Brewer
 CAPTAINS: Jamie Holder, FL; Nathan Wonsley, TB;
 Jay Webb, DE; Michael Portis, NG;
 Tony Rayburn, OL
 †Night Game †TV Game

1986 — Won 8, Lost 3, Tied 1

	OM	Opp
Sept. 6 †Memphis State, Jackson	28	6
Sept. 13 †Arkansas, Little Rock	0	21
Sept. 20 Arkansas State, Oxford	10	10
Sept. 27 †Tulane, Oxford	35	10
Oct. 4 †Georgia, Athens	10	14
Oct. 11 Kentucky, Jackson	33	13
Oct. 18 SW Louisiana, Oxford (HC)	21	20
Oct. 25 Vanderbilt, Nashville	28	12
Nov. 1 †LSU, Baton Rouge	21	19
Nov. 15 †Tennessee, Jackson	10	22
Nov. 22 †Mississippi State, Jackson	24	3
INDEPENDENCE BOWL, Shreveport		
Dec. 20 †Texas Tech	20	17
TOTAL POINTS	220	150

COACH: Billy Brewer
 CO-CAPTAINS: Jeff Noblin, FS; Mike Fitzsimmons, DT
 †Night Game †TV Game

1987 — Won 3, Lost 8

	OM	Opp
Sept. 5 †Memphis State, Memphis	10	16
Sept. 12 †Arkansas, Jackson	10	31
Sept. 19 Arkansas State, Oxford	47	10
Sept. 26 †Tulane, New Orleans	24	31
Oct. 3 Georgia, Oxford	14	31
Oct. 10 †Kentucky, Lexington	6	35
Oct. 17 SW Louisiana, Oxford	24	14
Oct. 24 Vanderbilt, Oxford (HC)	42	14
Oct. 31 †LSU, Jackson	13	42
Nov. 14 Tennessee, Knoxville	13	55
Nov. 21 Mississippi State, Jackson	20	30
TOTAL POINTS	223	309

COACH: Billy Brewer
 CO-CAPTAINS: Jeff Herrod, LB; Todd Irvin, OT
 †Night Game

1988 — Won 5, Lost 6

	OM	Opp
Sept. 3 †Memphis State, Jackson	24	6
Sept. 10 †Florida, Jackson	15	27
Sept. 17 †Arkansas, Little Rock	13	21
Oct. 1 Georgia, Athens	12	36
Oct. 8 †Alabama, Tuscaloosa	22	12
Oct. 15 Arkansas State, Oxford	25	22
Oct. 22 Vanderbilt, Nashville	36	28
Oct. 29 †LSU, Baton Rouge	20	31
Nov. 5 Tulane, Oxford (HC)	9	14
Nov. 12 Tennessee, Oxford	12	20
Nov. 26 Mississippi State, Jackson	33	6
TOTAL POINTS	221	223

COACH: Billy Brewer
 TRI-CAPTAINS: Bryan Owen, K; Wesley Walls, TE;
 Stevon Moore, CB
 †Night Game †TV Game

1989 — Won 8, Lost 4

	OM	Opp
Sept. 2 †Memphis State, Memphis	20	13
Sept. 9 †Florida, Gainesville	24	19
Sept. 16 Arkansas State, Oxford	34	31
Sept. 23 †Arkansas, Jackson	17	24
Oct. 7 Alabama, Jackson	27	62
Oct. 14 †Georgia, Oxford	17	13
Oct. 21 †Tulane, New Orleans	32	28
Oct. 28 Vanderbilt, Oxford (HC)	24	16
Nov. 4 LSU, Oxford	30	35
Nov. 18 Tennessee, Knoxville	21	33
Nov. 25 Mississippi State, Jackson	21	11
LIBERTY BOWL, Memphis		
Dec. 28 †Air Force	42	29
TOTAL POINTS	267	285

COACH: Billy Brewer
 CAPTAINS: Tony Bennett, OLB; Tim Brown, OL;
 Pat Coleman, WR; John Darnell, QB
 †Night Game †TV Game

1990 — Won 9, Lost 3

	OM	Opp
Sept. 8 †Memphis State, Oxford	23	21
Sept. 15 Auburn, Jackson	10	24
Sept. 22 †Arkansas, Little Rock	21	17
Sept. 29 Tulane, Oxford	31	21
Oct. 6 †Kentucky, Oxford	35	29
Oct. 13 †Georgia, Athens	28	12
Oct. 20 Arkansas State, Oxford (HC)	42	13
Oct. 27 Vanderbilt, Nashville	14	13
Nov. 3 †LSU, Baton Rouge	19	10
Nov. 17 †Tennessee, Memphis	13	22
Nov. 24 Mississippi State, Jackson	21	9
GATOR BOWL, Jacksonville		
1-1-91 †Michigan	3	35
TOTAL POINTS	257	191

COACH: Billy Brewer
 CAPTAINS: Shawn Cobb, ILB; Chris Mitchell, SS;
 Kelvin Pritchett, DT; Dawson Pruet, C
 †Night Game †TV Game

1991 — Won 5, Lost 6

	OM	Opp
Aug. 31 †Tulane, New Orleans	22	3
Sept. 7 †Memphis State, Memphis	10	0
Sept. 14 †Auburn, Auburn	13	23
Sept. 21 †Ohio University, Oxford	38	14
Sept. 28 †Arkansas, Jackson	24	17
Oct. 5 †Kentucky, Lexington	35	14
Oct. 12 †Georgia, Oxford	17	37
Oct. 26 Vanderbilt, Oxford (HC)	27	30
Nov. 2 LSU, Jackson	22	25
Nov. 16 †Tennessee, Knoxville	25	36
Nov. 23 †Mississippi State, Starkville	9	24
TOTAL POINTS	242	223

COACH: Billy Brewer
 CAPTAINS: Darron Billings, RB; Jeff Carter, FS;
 Cliff Dew, C; Phillip Kent, OLB
 †Night Game †TV Game

1992 — Won 9, Lost 3

	OM	Opp
Sept. 5 †Auburn, Oxford	45	21
Sept. 12 †Tulane, Oxford	35	9
Sept. 19 †Vanderbilt, Nashville	9	31
Sept. 26 †Georgia, Athens	11	37
Oct. 3 †Kentucky, Oxford	24	14
Oct. 17 †Arkansas, Little Rock	17	3
Oct. 24 †Alabama, Tuscaloosa	10	31
Oct. 31 †LSU, Jackson	32	0
Nov. 7 Memphis State, Oxford (HC)	17	12
Nov. 14 Louisiana Tech, Oxford	13	6
Nov. 28 †Mississippi State, Oxford	17	10
LIBERTY BOWL, Memphis		
Dec. 31 †Air Force	13	0
TOTAL POINTS	230	174

COACH: Billy Brewer
 CAPTAINS: Chad Brown, DT; Everett Lindsay, OT;
 Cory Philpot, TB; Lynn Ross, LB,
 Russ Shows, QB
 †Night Game †TV Game

1993 — Won 6, Lost 5

	OM	Opp
Sept. 2 †Auburn, Auburn	12	16
Sept. 11 †UT-Chattanooga, Oxford	40	7
Sept. 18 †Vanderbilt, Oxford	49	7
Sept. 25 †Georgia, Oxford	31	14
Oct. 2 †Kentucky, Lexington	0	21
Oct. 16 †Arkansas, Jackson	19	0
Oct. 23 *†Alabama, Oxford	14	19
Oct. 30 †LSU, Baton Rouge	17	19
Nov. 6 Memphis State, Memphis	3	19
Nov. 13 Northern Illinois, Oxford (HC)	44	0
Nov. 27 Mississippi State, Starkville	13	20
TOTAL POINTS	242	142

*Won by forfeit
 COACH: Billy Brewer
 CAPTAINS: Gary Abide, LB; Clint Conlee, OT;
 Johnny Dixon, SS; Dewayne Dotson, LB
 †Night Game †TV Game

1994 — Won 4, Lost 7

	OM	Opp
Sept. 3 †Auburn, Oxford	17	22
Sept. 10 †Southern Illinois, Oxford	59	3
Sept. 17 †Vanderbilt, Nashville	20	14
Sept. 24 Georgia, Athens	14	17
Oct. 1 †Florida, Oxford	14	38
Oct. 15 Arkansas, Fayetteville	17	31
Oct. 22 †Alabama, Tuscaloosa	10	21
Oct. 29 LSU, Oxford (HC)	34	21
Nov. 5 Memphis, Oxford	16	17
Nov. 12 †Tulane, New Orleans	38	0
Nov. 26 Mississippi State, Oxford	17	21
TOTAL POINTS	246	205

INTERIM COACH: Joe Lee Dunn
 CAPTAINS: Alundis Brice, CB; Jerry Graeber, FS;
 Abdul Jackson, LB; Jeff Miller, OT;
 Josh Nelson, QB
 †Night Game †TV Game

1995 — Won 6, Lost 5

	OM	Opp
Sept. 2 †Auburn, Auburn	13	46
Sept. 9 †Indiana State, Oxford	56	10
Sept. 23 †Georgia, Oxford	18	10
Sept. 30 Florida, Gainesville	10	28
Oct. 7 Tulane, Oxford	20	17
Oct. 14 Arkansas, Memphis	6	13
Oct. 21 Alabama, Oxford	9	23
Oct. 28 Vanderbilt, Oxford (HC)	21	10
Nov. 4 Memphis, Memphis	34	3
Nov. 11 †LSU, Baton Rouge	9	38
Nov. 25 Mississippi State, Starkville	13	10
TOTAL POINTS	209	208

COACH: Tommy Tuberville
 CAPTAINS: Renard Brown, DE; Dou Innocent, RB;
 David Knott, DB; Darrell Moncus, C;
 David Vinson, C; Trey Wicker, DE
 †Night Game

1996 — Won 5, Lost 6

	OM	Opp
Aug. 31 †Idaho State, Oxford	38	14
Sept. 7 †VMI, Jackson	31	7
Sept. 14 †Auburn, Oxford	28	45
Sept. 21 †Vanderbilt, Nashville	20	9
Oct. 3 †Tennessee, Memphis	3	41
Oct. 19 †Alabama, Tuscaloosa	0	37
Oct. 26 †Arkansas State, Oxford	38	21
Nov. 9 Arkansas, Fayetteville	7	13
Nov. 16 LSU, Oxford (HC)	7	39
Nov. 23 †Georgia, Athens	31	27
Nov. 30 †Mississippi State, Oxford	0	17
TOTAL POINTS	203	270

COACH: Tommy Tuberville
 CAPTAINS: Lawrence Adams, HB; Kris Mangum, TE;
 Derek Jones, CB; Kyle Wicker, DE
 †Night Game †TV Game

1997 — Won 8, Lost 4

	OM	Opp
Aug. 30	†Central Florida, Oxford (ot)	24 23
Sept. 6	†SMU, Oxford	23 15
Sept. 13	†Auburn, Auburn	9 19
Sept. 27	†Vanderbilt, Oxford (HC)	15 3
Oct. 4	†Tennessee, Knoxville	17 31
Oct. 18	†LSU, Baton Rouge	36 21
Oct. 25	†Alabama, Oxford	20 29
Nov. 6	†Arkansas, Oxford	19 9
Nov. 15	†Tulane, New Orleans	41 24
Nov. 22	Georgia, Oxford	14 21
Nov. 29	†Mississippi State, Starkville	15 14
MOTOR CITY BOWL, Pontiac		
Dec. 26	††Marshall	34 31
TOTAL POINTS 233 209		

COACH: Tommy Tuberville
CAPTAINS: John Avery, RB; Walker Jones, LB; Stewart Patridge, QB; Nate Wayne, LB
†Night Game †TV Game

1998 — Won 7, Lost 5

	OM	Opp
Sept. 5	†Memphis, Oxford	30 10
Sept. 12	†Auburn, Oxford	0 17
Sept. 19	†Vanderbilt, Nashville	30 6
Sept. 26	SMU, Dallas (ot)	48 41
Oct. 3	South Carolina, Oxford	30 28
Oct. 10	Alabama, Tuscaloosa (ot)	17 20
Oct. 24	Arkansas State, Oxford (HC)	30 17
Oct. 31	LSU, Oxford (ot)	37 31
Nov. 7	†Arkansas, Fayetteville	0 34
Nov. 21	Georgia, Athens	17 24
Nov. 26	††Mississippi State, Oxford	6 28
INDEPENDENCE BOWL, Shreveport		
Dec. 31	††Texas Tech	35 18
TOTAL POINTS 245 256		

COACHES: Tommy Tuberville; David Cutcliffe
CO-CAPTAINS: Matt Luke, C; Gary Thigpen, CB
†Night Game †TV Game

1999 — Won 8, Lost 4

	OM	Opp
Sept. 4	†Memphis, Memphis	3 0
Sept. 11	†Arkansas State, Oxford	38 14
Sept. 18	†Vanderbilt, Oxford (ot)	34 37
Sept. 25	†Auburn, Auburn (ot)	24 17
Oct. 2	†South Carolina, Columbia	36 10
Oct. 9	Tulane, Oxford (HC)	20 13
Oct. 16	†Alabama, Oxford	24 30
Oct. 30	†LSU, Baton Rouge	42 23
Nov. 6	†Arkansas, Oxford	38 16
Nov. 20	†Georgia, Oxford	17 20
Nov. 25	††Mississippi State, Starkville	20 23
INDEPENDENCE BOWL, Shreveport		
Dec. 31	††Oklahoma	27 25
TOTAL POINTS 296 203		

COACH: David Cutcliffe
CAPTAINS: Kendrick Clancy, DT; Cory Peterson, WR; Armegis Spearman, LB; Tim Strickland, CB; Todd Wade, OL
†Night Game †TV Game

2000 — Won 7, Lost 5

	OM	Opp
Sept. 2	†Tulane, Oxford	49 20
Sept. 9	†Auburn, Oxford	27 35
Sept. 16	†Vanderbilt, Nashville	12 7
Sept. 30	†Kentucky, Oxford	35 17
Oct. 7	Arkansas State, Oxford	35 10
Oct. 14	†Alabama, Tuscaloosa	7 45
Oct. 28	UNLV, Oxford (HC) (ot)	43 40
Nov. 4	Arkansas, Fayetteville	38 24
Nov. 11	†LSU, Oxford	9 20
Nov. 18	††Georgia, Athens	14 32
Nov. 23	††Mississippi State, Oxford	45 30
MUSIC CITY BOWL, Nashville		
Dec. 28	†West Virginia	38 49
TOTAL POINTS 314 280		

COACH: David Cutcliffe
CAPTAINS: Derrick Burgess, DE; Shane Elam, DE; Deuce McAllister, RB; Romaro Miller, QB
†Night Game †TV Game

2001 — Won 7, Lost 4

	OM	Opp
Sept. 1	†Murray State, Oxford	49 14
Sept. 8	†Auburn, Auburn	21 27
Sept. 29	Kentucky, Lexington	42 31
Oct. 6	†Arkansas State, Jonesboro	35 17
Oct. 13	†Alabama, Oxford	27 24
Oct. 20	Middle Tennessee, Oxford (HC)	45 17
Oct. 27	††LSU, Baton Rouge	35 24
Nov. 3	††Arkansas, Oxford (7ot)	56 58
Nov. 17	†Georgia, Oxford	15 35
Nov. 22	††Mississippi State, Starkville	28 36
Dec. 1	†Vanderbilt, Oxford	38 27
TOTAL POINTS 391 310		

COACH: David Cutcliffe
CAPTAINS: Terrence Metcalf, OT; Syniker Taylor, CB; Anthony Sims, DE; Charles Stackhouse, RB; Kevin Thomas, LB
†Night Game †TV Game

2002 — Won 7, Lost 6

	OM	Opp
Aug. 31	†Louisiana-Monroe, Oxford	31 3
Sept. 7	†Memphis, Oxford	38 16
Sept. 14	††Texas Tech, Lubbock	28 42
Sept. 21	†Vanderbilt, Oxford	45 38
Oct. 5	†Florida, Oxford	17 14
Oct. 12	Arkansas State, Oxford (HC)	52 17
Oct. 19	†Alabama, Tuscaloosa	7 42
Oct. 26	Arkansas, Fayetteville	28 48
Nov. 2	† Auburn, Oxford	24 31
Nov. 9	†Georgia, Athens	17 31
Nov. 23	††LSU, Baton Rouge	13 14
Nov. 28	††Mississippi State, Oxford	24 12
INDEPENDENCE BOWL, Shreveport		
Dec. 27	†Nebraska	27 23
TOTAL POINTS 351 331		

COACH: David Cutcliffe
CAPTAINS: Lanier Goethie, LB; Ben Claxton, C; Doug Zeigler, TE; Eddie Strong, LB
†Night Game †TV Game

2003 — Won 10, Lost 3
SEC West Co-Champions

	OM	Opp
Aug. 30	†Vanderbilt, Nashville	24 21
Sept. 6	†Memphis, Memphis	34 44
Sept. 13	†Louisiana-Monroe, Oxford	59 14
Sept. 27	†Texas Tech, Oxford	45 49
Oct. 4	†Florida, Gainesville	20 17
Oct. 11	Arkansas State, Oxford (HC)	55 0
Oct. 18	†Alabama, Oxford	43 28
Oct. 25	††Arkansas, Oxford	19 7
Nov. 1	†South Carolina, Oxford	43 40
Nov. 8	†Auburn, Auburn	24 20
Nov. 22	†LSU, Oxford	14 17
Nov. 27	††Mississippi State, Starkville	31 0
COTTON BOWL, Dallas		
Jan. 2	†Oklahoma State	31 28
TOTAL POINTS 442 285		

COACH: David Cutcliffe
CAPTAINS: Charlie Anderson, DE; Chris Collins, WR; Eli Manning, QB; Jesse Mitchell, DE
†Night Game †TV Game

2004 — Won 4, Lost 7

	OM	Opp
Sept. 4	†Memphis, Oxford	13 20
Sept. 11	††Alabama, Tuscaloosa	7 28
Sept. 18	†Vanderbilt, Oxford (ot)	26 23
Sept. 25	Wyoming, Laramie	32 37
Oct. 2	Arkansas State, Oxford (HC)	28 21
Oct. 9	South Carolina, Columbia	31 28
Oct. 16	†Tennessee, Oxford	17 21
Oct. 30	†Auburn, Oxford	14 35
Nov. 13	†Arkansas, Fayetteville	3 35
Nov. 20	LSU, Baton Rouge	24 27
Nov. 27	Mississippi State, Oxford	20 3
TOTAL POINTS 215 278		

COACH: David Cutcliffe
CAPTAINS: Doug Buckles, OL; Kerry Johnson, WR; Marcus Johnson, OL; Eric Oliver, DB; Rob Robertson, LB
†Night Game †TV Game

2005 — Won 3, Lost 8

	OM	Opp
Sept. 5	†Memphis, Memphis	10 6
Sept. 17	†Vanderbilt, Nashville	23 31
Sept. 24	†Wyoming, Oxford	14 24
Oct. 1	†Tennessee, Knoxville	10 27
Oct. 8	The Citadel, Oxford (HC)	27 7
Oct. 15	†Alabama, Oxford	10 13
Oct. 22	Kentucky, Oxford	13 7
Oct. 29	†Auburn, Auburn	3 27
Nov. 12	Arkansas, Oxford	17 28
Nov. 19	††LSU, Oxford	7 40
Nov. 26	Mississippi State, Starkville	14 35
TOTAL POINTS 148 245		

COACH: Ed Orgeron
CAPTAINS: Michael Bozeman, NT; Tre' Stallings, OL
†Night Game †TV Game

2006 — Won 4, Lost 8

	OM	Opp
Sept. 3	†Memphis, Oxford	28 25
Sept. 9	†Missouri, Columbia	7 34
Sept. 16	†Kentucky, Lexington	14 31
Sept. 23	†Wake Forest, Oxford	3 27
Sept. 30	†Georgia, Oxford	9 14
Oct. 7	Vanderbilt, Oxford (HC)	17 10
Oct. 14	†Alabama, Tuscaloosa (ot)	23 26
Oct. 21	†Arkansas, Fayetteville	3 38
Oct. 28	†Auburn, Oxford	17 23
Nov. 4	Northwestern State, Oxford	27 7
Nov. 18	†LSU, Baton Rouge (ot)	20 23
Nov. 25	Mississippi State, Oxford	20 17
TOTAL POINTS 188 275		

COACH: Ed Orgeron
CAPTAINS: Patrick Willis, LB; Andrew Wicker, OL
†Night Game †TV Game

2007 — Won 3, Lost 9

	OM	Opp
Sept. 1	†Memphis, Memphis	23 21
Sept. 8	Missouri, Oxford	25 38
Sept. 15	†Vanderbilt, Nashville	17 31
Sept. 22	†Florida, Oxford	24 30
Sept. 29	Georgia, Athens	17 45
Oct. 6	Louisiana Tech, Oxford (HC)	24 0
Oct. 13	†Alabama, Oxford	24 27
Oct. 20	Arkansas, Oxford	8 44
Oct. 27	Vanderbilt, Auburn	3 17
Nov. 3	Northwestern State, Oxford	38 31
Nov. 17	†LSU, Oxford	24 41
Nov. 23	†Mississippi State, Starkville	14 17
TOTAL POINTS 241 342		

COACH: Ed Orgeron
CAPTAINS: Game Captains
†Night Game †TV Game

2008 — Won 9, Lost 4

	OM	Opp
Aug. 30	†Memphis, Oxford	41 24
Sept. 6	†Wake Forest, Winston-Salem	28 30
Sept. 13	†Samford, Oxford	34 10
Sept. 20	†Vanderbilt, Oxford	17 23
Sept. 27	†Florida, Gainesville	31 30
Oct. 4	South Carolina, Oxford (HC)	24 31
Oct. 18	†Alabama, Tuscaloosa	20 24
Oct. 25	†Arkansas, Fayetteville	23 21
Nov. 1	†Auburn, Oxford	17 7
Nov. 15	Louisiana-Monroe, Oxford	59 0
Nov. 22	†LSU, Baton Rouge	31 13
Nov. 28	†Mississippi State, Oxford	45 0
COTTON BOWL, Dallas		
Jan. 2	†Texas Tech	47 34
TOTAL POINTS 417 247		

COACH: Houston Nutt
CAPTAINS: Jason Cook, FB; Peria Jerry, DT; Michael Oher, OT; Jamarca Sanford, S
†Night Game †TV Game

NOTE: The overall record for each season includes bowl victories. However, the total points for each year through 2001 includes only regular-season contests. For the years the Rebels played in a bowl game prior to 2002, the points are not included because the NCAA did not count bowl game statistics.

† See page 211-212 for a complete list of all-time television appearances.

2009 — Won 9, Lost 4

	OM	Opp
Sept. 6	†Memphis, Memphis	45 14
Sept. 19	†Southeastern La., Oxford	52 6
Sept. 24	††South Carolina, Columbia	10 16
Oct. 3	†Vanderbilt, Nashville	23 7
Oct. 10	†Alabama, Oxford	3 22
Oct. 17	††UAB, Oxford (HC)	48 13
Oct. 24	†Arkansas, Oxford	30 17
Oct. 31	†Auburn, Auburn	20 33
Nov. 7	††Northern Arizona, Oxford	38 14
Nov. 14	†Tennessee, Oxford	42 17
Nov. 21	†LSU, Oxford	25 23
Nov. 28	†Mississippi State, Starkville	27 41
COTTON BOWL, Arlington		
Jan. 2	†Oklahoma State	21 7
TOTAL POINTS 384 230		

COACH: Houston Nutt
CAPTAINS: Daverin Gerald, C; Marshay Green, CB; John Jerry, OT; Kendrick Lewis, FS; Dexter McCluster, RB-WR; Marcus Tillman, DE; Patrick Trahan, LB
†Night Game †TV Game

2010 — Won 0, Lost 8

	OM	Opp
Sept. 4	†Jacksonville State, Oxford (2ot)	48 49
Sept. 11	††Tulane, New Orleans	27 13
Sept. 18	†Vanderbilt, Oxford	14 28
Sept. 25	††Fresno State, Oxford	55 38
Oct. 2	††Kentucky, Oxford	42 35
Oct. 16	††Alabama, Tuscaloosa	10 23
Oct. 23	†Arkansas, Fayetteville	24 38
Oct. 30	†Auburn, Oxford	31 51
Nov. 6	††La.-Lafayette, Oxford (HC)	43 21
Nov. 13	†Tennessee, Knoxville	14 52
Nov. 20	†LSU, Baton Rouge	36 43
Nov. 27	†Mississippi State, Oxford	23 31
TOTAL POINTS 367 422		

COACH: Houston Nutt
CAPTAINS: Lionel Breaux, WR; Johnny Brown, S; Jonathan Cornell, LB; Kentrell Lockett, DE; Jerrell Powe, DT
†Night Game †TV Game
#Game vacated due to NCAA ruling (Original record: 4-8 overall)

2011 — Won 0, Lost 10

	OM	Opp
Sept. 3	†BYU, Oxford	13 14
Sept. 10	††Southern Illinois, Oxford	42 24
Sept. 17	†Vanderbilt, Nashville	7 30
Sept. 24	†Georgia, Oxford	13 27
Oct. 1	††Fresno State, Fresno	38 28
Oct. 15	†Alabama, Oxford	7 52
Oct. 22	†Arkansas, Oxford	24 29
Oct. 29	†Auburn, Auburn	23 41
Nov. 5	†Kentucky, Lexington	13 30
Nov. 12	††Louisiana Tech, Oxford (HC)	7 27
Nov. 19	†LSU, Oxford	3 52
Nov. 26	†Mississippi State, Starkville	3 31
TOTAL POINTS 193 385		

COACH: Houston Nutt
CAPTAINS: Brandon Bolden, RB; Wayne Dorsey, DE; Derrick Heman, WR; Kentrell Lockett, DE; Bradley Sowell, OT; Marcus Temple, CB
†Night Game †TV Game
#Game vacated due to NCAA ruling (Original record: 2-10 overall)

2012 — Won 0, Lost 6

	OM	Opp
Sept. 1	††Central Arkansas, Oxford	49 27
Sept. 8	††UTEP, Oxford	28 10
Sept. 15	†Texas, Oxford	31 66
Sept. 22	††Tulane, New Orleans	39 0
Sept. 29	†Alabama, Tuscaloosa	14 33
Oct. 6	†Texas A&M, Oxford	27 30
Oct. 13	††Auburn, Oxford (HC)	41 20
Oct. 27	††Arkansas, Little Rock	30 27
Nov. 3	†Georgia, Athens	10 37
Nov. 10	†Vanderbilt, Oxford	26 27
Nov. 17	†LSU, Baton Rouge	35 41
Nov. 24	††Mississippi State, Oxford	41 24
BBVA COMPASS BOWL, Birmingham		
Jan. 5	†Pittsburgh	38 17
TOTAL POINTS 409 359		

COACH: Hugh Freeze
CAPTAINS: Game Captains
†Night Game †TV Game
#Game vacated due to NCAA ruling (Original record: 7-6 overall)

2013 — Won 1, Lost 5

	OM	Opp
Aug. 29	#†Vanderbilt, Nashville	39 35
Sept. 7	#†Southeast Missouri, Oxford	31 13
Sept. 14	#†Texas, Austin	44 23
Sept. 28	†Alabama, Tuscaloosa	0 25
Oct. 5	†Auburn, Auburn	22 30
Oct. 12	†Texas A&M, Oxford	38 41
Oct. 19	#†LSU, Oxford	27 24
Oct. 26	#†Idaho, Oxford (HC)	59 14
Nov. 9	#†Arkansas, Oxford	34 24
Nov. 16	#†Troy, Oxford	51 21
Nov. 23	†Missouri, Oxford	10 24
Nov. 28	†Mississippi St., Starkville (ot)	10 17
Dec. 30	†Georgia Tech	25 17
TOTAL POINTS		390 308

COACH: Hugh Freeze
 CAPTAINS: Game Captains
 †Night Game †TV Game
 #Game vacated due to NCAA ruling
 (Original record: 8-5 overall)

2014 — Won 0, Lost 4

	OM	Opp
Aug. 28	#†Boise State, Atlanta	35 13
Sept. 6	#†Vanderbilt, Nashville	41 3
Sept. 13	#†Louisiana-Lafayette, Oxford	56 15
Sept. 27	#†Memphis, Oxford	24 3
Oct. 4	#†Alabama, Oxford	23 17
Oct. 11	#†Texas A&M, College Station	35 20
Oct. 18	#†Tennessee, Oxford (HC)	34 3
Oct. 25	†LSU, Baton Rouge	7 10
Nov. 1	†Auburn, Oxford	31 35
Nov. 8	#†Presbyterian, Oxford	48 0
Nov. 22	†Arkansas, Fayetteville	0 30
Nov. 29	#†Mississippi St., Oxford	31 17
Dec. 31	†TCU	3 42
TOTAL POINTS		368 208

COACH: Hugh Freeze
 CAPTAINS: Game Captains
 †Night Game †TV Game
 #Game vacated due to NCAA ruling
 (Original record: 9-4 overall)

2015 — Won 10, Lost 3

	OM	Opp
Sept. 5	†UT Martin, Oxford	76 3
Sept. 12	†Fresno State, Oxford	73 21
Sept. 19	†Alabama, Tuscaloosa	43 37
Sept. 26	†Vanderbilt, Oxford	27 16
Oct. 3	†Florida, Gainesville	10 38
Oct. 10	†New Mexico State, Oxford (HC)	52 3
Oct. 17	†Memphis, Memphis	24 37
Oct. 24	†Texas A&M, Oxford	23 3
Oct. 31	†Auburn, Auburn	27 19
Nov. 7	†Arkansas, Oxford (ot)	52 53
Nov. 21	†LSU, Oxford	38 17
Nov. 28	†Mississippi St., Starkville	38 27
Jan. 1	†Oklahoma State	48 20
TOTAL POINTS		531 294

COACH: Hugh Freeze
 CAPTAINS: Justin Bell, OL; Evan Ingram, TE; Mike Hilton, DB; C.J. Johnson, LB
 †Night Game †TV Game

2016 — Won 0, Lost 7

	OM	Opp
Sept. 5	†Florida State, Orlando	34 45
Sept. 10	#†Wofford, Oxford	38 13
Sept. 17	†Alabama, Oxford	43 48
Sept. 24	#†Georgia, Oxford	45 14
Oct. 1	#†Memphis, Oxford (HC)	48 28
Oct. 15	†Arkansas, Fayetteville	30 34
Oct. 22	†LSU, Baton Rouge	21 38
Oct. 29	†Auburn, Oxford	29 40
Nov. 5	#†Georgia Southern, Oxford	37 27
Nov. 12	#†Texas A&M, College Station	29 28
Nov. 19	†Vanderbilt, Nashville	17 38
Nov. 26	†Mississippi St., Oxford	20 55
TOTAL POINTS		391 408

COACH: Hugh Freeze
 CAPTAINS: Game Captains
 †Night Game †TV Game
 #Game vacated due to NCAA ruling
 (Original record: 5-7 overall)

2017 — Won 6, Lost 6

	OM	Opp
Sept. 2	†South Alabama, Oxford	47 27
Sept. 9	†UT Martin, Oxford	45 23
Sept. 16	†Cal, Berkeley	16 27
Sept. 30	†Alabama, Tuscaloosa	3 66
Oct. 7	†Auburn, Auburn	23 44
Oct. 14	†Vanderbilt, Oxford (HC)	57 35
Oct. 21	†LSU, Oxford	24 40
Oct. 28	†Arkansas, Oxford	37 38
Nov. 4	†Kentucky, Lexington	37 34
Nov. 11	†Louisiana, Oxford	50 22
Nov. 18	†Texas A&M, Oxford	24 31
Nov. 23	†Mississippi St., Starkville	31 28
TOTAL POINTS		391 408

COACH: Matt Luke
 CAPTAINS: Game Captains
 †Night Game †TV Game

2018 — Won 5, Lost 7

	OM	Opp
Sept. 1	†Texas Tech, Houston	47 27
Sept. 8	†Southern Illinois, Oxford	76 41
Sept. 15	†Alabama, Oxford	7 62
Sept. 22	†Kent State, Oxford	38 17
Sept. 29	†LSU, Baton Rouge	16 45
Oct. 6	†ULM, Oxford (HC)	23 44
Oct. 13	†Arkansas, Little Rock	37 33
Oct. 20	†Auburn, Oxford	16 31
Nov. 3	†South Carolina, Oxford	44 48
Nov. 10	†Texas A&M, College Station	24 38
Nov. 17	†Vanderbilt, Nashville (ot)	29 36
Nov. 22	†Mississippi St., Oxford	3 35
TOTAL POINTS		407 434

COACH: Matt Luke
 CAPTAINS: Game Captains
 †Night Game †TV Game



Capturing the 2016 Allstate Sugar Bowl, a 48-20 victory over Oklahoma State, Ole Miss wrapped up its first 10-win season since 2003.

REBEL STREAKS

Longest Winning Streak: 13; streak began with win over North Texas State, 33-0 (10-1-55) through Vanderbilt, 16-0 (10-13-56); streak ended with loss to Tulane 10-3 (10-20-56)

Longest Losing Streak: 7, twice; recent streak began with loss to Alabama, 52-7 (10-15-11) through Mississippi State, 31-3 (11-26-11); former streak began with loss to Alabama, 35-21 (10-5-74) through Mississippi State, 31-13 (11-23-74)

Longest Home Winning Streak: 21; streak began with win over LSU, 28-0 (11-1-52) through Chattanooga, 58-0 (11-7-59); streak ended with a tie to LSU, 6-6 (10-29-60)

Most Consecutive Wins Over an Opponent in a Series: 17; Memphis, 1921-1962; streak ended with a tie to Memphis, 0-0 (9-21-63)

Most Consecutive Winning Seasons: 13 (1951-1963)

Most Consecutive Non-Losing Seasons: 24 (1950-1973)

Most Consecutive Shutouts: 6 (1910-11, 1933)

Most Consecutive Seasons Playing in a Bowl Game: 15 (1957-1971)

Most Consecutive Bowl Victories: 6 (2002-2013)

OVERTIME GAMES RECORD: 6-9

1997 — Won 1, Loss 0

	OM	Opp
Aug. 30	Central Florida, Oxford (ot)	24 23

1998 — Won 2, Lost 1

	OM	Opp
Sept. 26	SMU, Dallas (ot)	48 41
Oct. 10	Alabama, Tuscaloosa (ot)	17 20
Oct. 31	LSU, Oxford (ot)	37 31

1999 — Won 1, Lost 1

	OM	Opp
Sept. 18	Vanderbilt, Oxford (ot)	34 37
Sept. 25	Auburn, Auburn (ot)	24 17

2000 — Won 1, Lost 0

	OM	Opp
Oct. 28	UNLV, Oxford (ot)	43 40

2001 — Won 0, Lost 1

	OM	Opp
Nov. 3	Arkansas, Oxford (7 ot)	56 58

2004 — Won 1, Lost 0

	OM	Opp
Sept. 18	Vanderbilt, Oxford (ot)	26 23

2006 — Won 0, Lost 2

	OM	Opp
Oct. 14	Alabama, Tuscaloosa (ot)	23 26
Nov. 18	LSU, Baton Rouge (ot)	20 23

2010 — Won 0, Lost 1

	OM	Opp
Sept. 4	Jacksonville St., Oxford (2 ot)	48 49

2013 — Won 0, Lost 1

	OM	Opp
Nov. 28	Mississippi State, Starkville (ot)	10 17

2015 — Won 0, Lost 1

	OM	Opp
Nov. 7	Arkansas, Oxford (ot)	52 53

2018 — Won 0, Lost 1

	OM	Opp
Nov. 17	Vanderbilt, Nashville (ot)	29 36

NATIONALLY RANKED GAMES

Date	Opponent (OM/Opp)	OM	Opp
11-9-1936	at Marquette (NR/8)	0	33
12-5-1936	Tennessee -1 (NR/17)	0	0
11-13-1937	Arkansas -1 (NR/20)	6	32
12-3-1938	Tennessee -1 (NR/4)	0	47
10-21-1939	St. Louis (17/NR)	42	0
10-28-1939	at Tulane (14/9)	6	14
11-11-1939	at Miss. Teachers (19/NR)	27	7
10-19-1940	Duquesne (13/NR)	14	6
10-26-1940	Arkansas -1 (14/NR)	20	21
11-16-1940	W. Tenn. Teachers (17/NR)	38	7
11-23-1940	at Mississippi State (11/16)	0	19
10-25-1941	at Tulane (NR/10)	20	13
11-1-1941	at Marquette (17/NR)	12	6
11-8-1941	at LSU (16/NR)	13	12
11-22-1941	Arkansas -1 (15/NR)	18	0
11-29-1941	Mississippi State (14/NR)	0	6
11-14-1942	Tennessee -1 (NR/11)	0	14
10-21-1944	Tulsa -1 (NR/13)	0	47
11-3-1945	at LSU (NR/17)	13	32
11-24-1945	at Mississippi St. (NR/20)	7	6
11-9-1946	Tennessee -1 (NR/7)	14	18
11-23-1946	Mississippi State (NR/18)	0	20
10-11-1947	at Vanderbilt (18/NR)	6	10
11-1-1947	at LSU (NR/17)	20	18
11-29-1947	at Mississippi State (15/NR)	33	14
1-1-1948	vs. TCU -2 (15/NR)	13	9
11-13-1948	Tennessee -1 (NR/18)	16	13
10-29-1949	at LSU (NR/17)	7	34
9-30-1950	at Kentucky (NR/13)	0	27
10-14-1950	at Vanderbilt (NR/19)	14	20
11-18-1950	at Tennessee (NR/9)	0	35
9-29-1951	Kentucky (NR/6)	21	17
11-17-1951	Tennessee (NR/2)	21	46
10-4-1952	Auburn -1 (18/NR)	20	7
11-8-1952	at Houston (14/NR)	6	0
11-15-1952	Maryland (11/3)	21	14
11-29-1952	Mississippi State (6/NR)	20	14
1-1-1953	vs. Georgia Tech -3 (7/2)	7	24
10-3-1953	at Auburn (15/NR)	0	13
10-31-1953	at LSU (18/NR)	27	16
11-7-1953	North Texas (12/NR)	40	7
11-14-1953	at Maryland (11/2)	0	38
9-17-1954	North Texas -1 (10/NR)	35	12
9-25-1954	Kentucky -1 (9/NR)	28	9
10-2-1954	at Villanova (8/NR)	52	0
10-9-1954	at Vanderbilt (7/NR)	22	7
10-16-1954	Tulane (7/NR)	34	7
10-23-1954	at Arkansas -4 (5/7)	0	6
10-30-1954	at LSU (12/NR)	21	6
11-6-1954	at Memphis State (9/NR)	51	0
11-13-1954	at Houston (7/NR)	26	0
9-17-1955	Georgia -5 (15/NR)	26	13
9-24-1955	at Kentucky (8/NR)	14	21
10-29-1955	at LSU (20/NR)	29	26
11-5-1955	at Memphis State (15/NR)	39	6
11-12-1955	Houston -6 (14/NR)	27	11
11-26-1955	at Mississippi State (15/NR)	26	0
1-2-1956	vs. Texas Christian -7 (10/5)	14	13
9-22-1956	North Texas State (13/NR)	45	0
9-29-1956	Kentucky -1 (9/NR)	37	7
10-6-1956	Houston -6 (6/NR)	14	0
10-13-1956	Vanderbilt (7/13)	16	0
10-20-1956	Tulane -6 (6/19)	3	10
10-27-1956	Arkansas -4 (10/NR)	0	14
11-17-1956	at Tennessee (19/1)	7	27
9-28-1957	at Kentucky (19/NR)	15	0
10-5-1957	Hardin-Simmons (15/NR)	34	7
10-12-1957	at Vanderbilt (14/NR)	28	0
10-18-1957	at Tulane (11/NR)	50	0
10-26-1957	Arkansas -1 (6/NR)	6	12
11-2-1957	Houston -6 (14/NR)	20	7
11-9-1957	LSU (14/NR)	14	12
11-16-1957	Tennessee -1 (8/7)	14	7
11-30-1957	Mississippi State (7/13)	7	7

Date	Opponent (OM/Opp)	OM	Opp
1-1-1958	vs. Texas -3 (7/11)	39	7
9-20-1958	at Memphis State (6/NR)	17	0
9-27-1958	Kentucky -1 (9/14)	27	6
10-4-1958	at Trinity (6/NR)	21	0
10-11-1958	at Tulane (7/NR)	19	8
10-18-1958	Hardin-Simmons (8/NR)	24	0
10-25-1958	Arkansas -4 (6/NR)	14	12
11-1-1958	at LSU (6/1)	0	14
11-8-1958	Houston (9/NR)	56	7
11-15-1958	at Tennessee (7/NR)	16	18
11-29-1958	Mississippi State (13/NR)	21	0
12-27-1958	vs. Florida -8 (11/14)	7	3
9-19-1959	at Houston (8/NR)	16	0
9-26-1959	at Kentucky (4/NR)	16	0
10-3-1959	Memphis State (3/NR)	43	0
10-10-1959	at Vanderbilt (5/NR)	33	0
10-17-1959	Tulane (5/NR)	53	7
10-24-1959	Arkansas -1 (4/10)	28	0
10-31-1959	at LSU (3/1)	3	7
11-7-1959	Chattanooga (5/NR)	58	0
11-14-1959	Tennessee -1 (5/9)	37	7
11-26-1959	at Mississippi State (2/NR)	42	0
1-1-1960	vs. LSU -3 (2/3)	21	0
9-17-1960	at Houston (2/NR)	42	0
9-24-1960	Kentucky -1 (1/NR)	21	6
10-1-1960	at Memphis State (1/NR)	31	20
10-8-1960	at Vanderbilt (2/NR)	26	0
10-15-1960	at Tulane (1/NR)	26	13
10-22-1960	Arkansas -4 (2/11)	10	7
10-29-1960	LSU (2/NR)	6	6
11-5-1960	Chattanooga (6/NR)	45	0
11-12-1960	at Tennessee (4/14)	24	3
11-26-1960	Mississippi State (3/NR)	35	9
1-2-1961	vs. Rice -3 (2/NR)	14	6
9-23-1961	Arkansas -6 (9/NR)	16	0
9-30-1961	at Kentucky (2/NR)	20	6
10-7-1961	Florida State (2/NR)	33	0
10-14-1961	Houston -1 (1/NR)	47	7
10-21-1961	Tulane -6 (2/NR)	41	0
10-28-1961	Vanderbilt (2/NR)	47	0
11-4-1961	at LSU (2/10)	7	10
11-11-1961	Chattanooga (7/NR)	54	0
11-18-1961	Tennessee -1 (6/NR)	24	10
12-2-1961	at Mississippi State (5/NR)	37	7
1-1-1962	vs. Texas (5/3) -7	7	12
9-22-1962	Memphis State (6/NR)	21	7
9-29-1962	Kentucky (7/NR)	14	0
10-6-1962	at Houston (7/NR)	40	7
10-20-1962	Tulane (5/NR)	21	0
10-27-1962	Vanderbilt (7/NR)	35	0
11-3-1962	at LSU (6/4)	15	7
11-10-1962	Chattanooga (4/NR)	52	7
11-17-1962	at Tennessee (3/NR)	19	6
12-1-1962	Mississippi State (3/NR)	13	6
1-1-1963	vs. Arkansas -3 (3/6)	17	13
9-21-1963	at Memphis State (2/NR)	0	0
10-5-1963	at Houston (10/NR)	20	6
10-19-1963	at Tulane (5/NR)	21	0
10-26-1963	Vanderbilt (5/NR)	27	7
11-2-1963	at LSU (3/NR)	37	3
11-9-1963	Tampa (3/NR)	41	0
11-16-1963	Tennessee -1 (3/NR)	20	0
11-30-1963	at Mississippi State (3/NR)	10	10
1-1-1964	vs. Alabama -3 (7/8)	7	12
9-19-1964	Memphis State (1/NR)	30	0
9-26-1964	Kentucky -6 (1/NR)	21	27
10-31-1964	at LSU (NR/9)	10	11
9-25-1965	at Kentucky (NR/10)	7	16
10-9-1965	Florida (NR/10)	0	17
10-30-1965	LSU -6 (NR/5)	23	0
11-13-1965	Tennessee -1 (NR/8)	14	13
10-1-1966	Alabama -6 (NR/3)	7	17
11-12-1966	at Tennessee (NR/10)	14	7
10-7-1967	Alabama -9 (NR/9)	7	21

Date	Opponent (OM/Opp)	OM	Opp
10-14-1967	Georgia -6 (NR/3)	29	20
10-28-1967	Houston (NR/9)	14	13
10-5-1968	Alabama -6 (NR/11)	10	8
10-12-1968	at Georgia (13/17)	7	21
10-19-1968	Southern Miss (16/NR)	21	13
10-26-1968	Houston -6 (17/NR)	7	20
11-2-1968	at LSU (NR/12)	27	24
11-16-1968	at Tennessee (NR/11)	0	31
9-20-1969	Memphis State (9/NR)	28	3
9-27-1969	at Kentucky (8/NR)	9	10
10-4-1969	Alabama -9 (20/15)	32	33
10-11-1969	Georgia -6 (NR/6)	25	17
10-18-1969	Southern Miss (19/NR)	69	7
10-25-1969	at Houston (17/NR)	11	25
11-1-1969	LSU -6 (NR/6)	26	23
11-8-1969	Chattanooga (17/NR)	21	0
11-15-1969	Tennessee -6 (18/3)	38	0
11-27-1969	at Mississippi State (14/NR)	48	22
1-1-1970	vs. Arkansas -3 (13/3)	27	22
9-19-1970	at Memphis State (5/NR)	47	13
9-26-1970	Kentucky -6 (5/NR)	20	17
10-3-1970	Alabama -6 (7/17)	48	23
10-10-1970	at Georgia (5/NR)	31	21
10-17-1970	Southern Miss (4/NR)	14	30
10-24-1970	at Vanderbilt (13/NR)	26	16
11-7-1970	Houston (13/17)	24	13
11-14-1970	Chattanooga (12/NR)	21	0
11-26-1970	Mississippi State (10/NR)	14	19
12-5-1970	at LSU (16/8)	17	61
1-2-1971	vs. Auburn -8 (NR/10)	28	35
10-2-1971	Alabama -9 (NR/7)	6	40
10-9-1971	Georgia -6 (NR/10)	7	38
10-30-1971	LSU -6 (NR/11)	24	22
11-25-1971	at Mississippi State (15/NR)	48	0
12-30-1971	at Georgia Tech -10 (17/NR)	41	18
9-16-1972	at Memphis State (19/NR)	34	29
9-23-1972	at South Carolina (20/NR)	21	0
9-30-1972	Southern Miss (17/NR)	13	9
10-7-1972	Auburn -6 (18/17)	13	19
11-4-1972	at LSU (NR/6)	16	17
11-18-1972	at Tennessee (NR/13)	0	17
11-3-1973	LSU -6(NR/7)	14	51
11-17-1973	Tennessee -6 (NR/16)	28	18
9-14-1974	Missouri -6 (NR/18)	10	0
10-5-1974	Alabama -6 (NR/3)	21	35
9-13-1975	at Texas A&M (NR/8)	0	7
10-4-1975	Alabama -9 (NR/9)	6	32
9-11-1976	Alabama -6 (NR/6)	10	7
9-18-1976	Tulane (20/NR)	34	7
9-25-1976	at Southern Miss (17/NR)	28	0
10-2-1976	Auburn -6 (16/NR)	0	10
10-9-1976	Georgia (NR/4)	21	17
10-16-1976	at South Carolina (16/NR)	7	10
9-10-1977	Alabama -9 (NR/6)	13	34
9-17-1977	Notre Dame -6 (NR/3)	20	13
9-23-1978	at Missouri (NR/17)	14	45
11-4-1978	at LSU (NR/12)	8	30
9-17-1979	Missouri -6 (NR/9)	7	33
11-17-1979	Tennessee -6 (NR/18)	44	20
9-20-1980	Alabama -6 (NR/1)	35	59
10-11-1980	at Georgia (NR/6)	21	28
11-22-1980	Mississippi State -6 (NR/17)	14	19
10-3-1981	at Alabama (NR/11)	13	27
10-10-1981	Georgia (NR/11)	7	37
9-18-1982	Alabama -6 (NR/4)	14	42
9-25-1982	Arkansas -4 (NR/9)	11	14
10-9-1982	at Georgia (NR/5)	10	33
10-30-1982	at LSU (NR/13)	8	45
9-17-1983	at Alabama (NR/12)	0	40
9-24-1983	Arkansas -6(NR/18)	13	10
10-8-1983	Georgia (NR/11)	11	36
11-12-1983	at Tennessee (NR/19)	13	10
12-10-1983	vs. Air Force -11 (NR/16)	3	9
10-6-1984	Auburn (NR/18)	13	17

NATIONALLY RANKED GAMES

Date	Opponent (OM/Opp)	OM	Opp
10-13-1984	at Georgia (NR/15)	12	18
11-3-1984	at LSU (NR/15)	20	32
9-14-1985	Arkansas -6 (NR/14)	19	24
10-5-1985	at Auburn (NR/14)	0	41
10-12-1985	Georgia -6 (NR/18)	21	49
11-2-1985	LSU -6 (NR/16)	0	14
11-16-1985	at Tennessee (NR/18)	14	34
9-13-1986	Arkansas -4 (NR/18)	0	21
11-1-1986	at LSU (NR/11)	21	19
11-15-1986	Tennessee -6 (20/NR)	10	22
9-12-1987	Arkansas -6 (NR/13)	10	31
10-3-1987	Georgia (NR/20)	14	31
10-31-1987	LSU -6 (NR/5)	13	42
11-14-1987	at Tennessee (NR/15)	13	55
10-1-1988	at Georgia (NR/15)	12	36
10-8-1988	at Alabama (NR/12)	22	12
10-29-1988	at LSU (NR/13)	20	31
9-23-1989	Arkansas -6 (NR/8)	17	24
10-7-1989	Alabama -6 (NR/13)	27	62
11-18-1989	at Tennessee (NR/9)	21	33
9-22-1990	Arkansas -4 (NR/13)	21	17
10-13-1990	at Georgia (24/NR)	28	12
10-20-1990	Arkansas State (18/NR)	42	13
10-27-1990	at Vanderbilt (17/NR)	14	13
11-3-1990	at LSU (17/NR)	19	10
11-17-1990	Tennessee -1 (15/14)	13	22
11-24-1990	Mississippi St. -6 (21/NR)	21	9
1-1-1991	vs. Michigan -8 (15/12)	3	35
9-14-1991	at Auburn (NR/15)	13	23
10-12-1991	Georgia (23/22)	17	37
11-16-1991	at Tennessee (NR/10)	25	36
9-19-1992	at Vanderbilt (24/NR)	9	31
9-26-1992	at Georgia (NR/18)	11	37
10-24-1992	at Alabama (NR/4)	10	31
11-28-1992	Mississippi State (24/16)	17	10
12-31-1992	vs. Air Force -12 (19/NR)	13	0
10-2-1993	at Kentucky (25/NR)	0	21
10-23-1993	Alabama (NR/4)	14	19
10-1-1994	Florida (NR/1)	14	38
10-22-1994	at Alabama (NR/5)	10	21
11-26-1994	Mississippi State (NR/18)	17	21
9-23-1995	Georgia (NR/18)	18	10
9-14-1996	Auburn (NR/15)	28	45
10-3-1996	Tennessee -1 (NR/9)	3	41
10-19-1996	at Alabama (NR/7)	0	37
11-16-1996	LSU (NR/17)	7	39
9-13-1997	at Auburn (NR/16)	9	19
10-4-1997	at Tennessee (NR/9)	17	31
10-18-1997	at LSU (NR/8)	36	21
10-25-1997	Alabama (25/NR)	20	29
11-22-1997	Georgia (NR/14)	14	21
11-29-1997	Mississippi State (NR/22)	15	14
11-7-1998	at Arkansas (NR/10)	0	34
11-21-1998	at Georgia (NR/14)	14	24
11-26-1998	Mississippi State (NR/24)	6	28
10-9-1999	Tulane (25/NR)	20	13
10-16-1999	Alabama (22/11)	24	30
10-30-1999	at LSU (25/NR)	42	23
11-6-1999	Arkansas (23/24)	38	16
11-20-1999	Georgia (16/21)	17	20
11-25-1999	at Mississippi State (23/18)	20	23
9-2-2000	Tulane (18/NR)	49	20
9-9-2000	Auburn (17/NR)	27	35
10-14-2000	at Alabama (25/NR)	7	45
11-18-2000	at Georgia (NR/21)	14	32
11-23-2000	Mississippi State (NR/23)	45	30
11-17-2001	Georgia (NR/23)	15	35
10-5-2002	Florida (NR/6)	17	14
10-12-2002	Arkansas State (25/NR)	52	17
10-19-2002	at Alabama (21/24)	7	42
11-9-2002	at Georgia (NR/7)	17	31
11-23-2002	at LSU (NR/21)	13	14
10-4-2003	at Florida (NR/24)	20	17
10-25-2003	Arkansas (NR/20)	19	7

Date	Opponent (OM/Opp)	OM	Opp
11-1-2003	South Carolina (20/NR)	43	40
11-8-2003	at Auburn (20/NR)	24	20
11-22-2003	LSU (15/3)	14	17
11-27-2003	at Mississippi State (17/NR)	31	0
1-2-2004	vs. Oklahoma State -7 (16/21)	31	28
10-9-2004	at South Carolina (NR/25)	31	28
10-30-2004	Auburn (NR/3)	14	35
11-20-2004	at LSU (NR/14)	24	27
10-1-2005	at Tennessee (NR/9)	10	27
10-15-2005	Alabama (NR/6)	10	13
10-29-2005	at Auburn (NR/19)	3	27
11-19-2005	LSU (NR/4)	7	40
9-30-2006	Georgia (NR/10)	9	14
10-21-2006	at Arkansas (NR/15)	3	38
10-28-2006	Auburn (NR/7)	17	23
11-18-2006	at LSU (NR/9) (ot)	20	23
9-22-2007	Florida (NR/3)	24	30
9-29-2007	at Georgia (NR/15)	17	45
10-27-2007	at Auburn (NR/23)	3	17
11-17-2007	LSU (NR/1)	24	41
9-6-2008	at Wake Forest (NR/20)	28	30
9-27-2008	at Florida (NR/4)	31	30
10-18-2008	at Alabama (NR/2)	20	24
11-22-2008	at LSU (NR/18)	31	13
11-28-2008	Mississippi State (25/NR)	45	0
1-2-2009	vs. Texas Tech -7 (20/7)	47	34
9-6-2009	at Memphis (8/NR)	45	14
9-19-2009	SE Louisiana (5/NR)	52	6
9-24-2009	at South Carolina (4/NR)	10	16
10-3-2009	at Vanderbilt (18/NR)	23	7
10-10-2009	Alabama (16/3)	3	22
10-24-2009	Arkansas (25/NR)	30	17
10-31-2009	at Auburn (22/NR)	20	33
11-21-2009	LSU (NR/8)	25	23
11-28-2009	at Mississippi State (20/NR)	27	41
1-2-2010	vs. Oklahoma State -13 (NR/18)	21	7
10-16-2010	at Alabama (NR/8)	10	23
10-23-2010	at Arkansas (NR/21)	24	38
10-30-2010	Auburn (NR/1)	31	51
11-20-2010	at LSU (NR/5)	36	43
11-27-2010	Mississippi State (NR/25)	23	31
10-15-2011	Alabama (NR/2)	7	52
10-22-2011	Arkansas (NR/9)	24	29
10-29-2011	at Auburn (NR/23)	23	41
11-19-2011	LSU (NR/1)	3	52
9-15-2012	Texas (NR/12)	31	66
9-29-2012	at Alabama (NR/1)	14	33
11-3-2012	at Georgia (NR/6)	3	52
11-17-2012	at LSU (NR/7)	35	41
11-24-2012	#Mississippi State (NR/24)	41	24
9-14-2013	#at Texas (25/NR)	44	23
9-28-2013	at Alabama (21/1)	0	25
10-5-2013	at Auburn (24/NR)	22	30
10-12-2013	Texas A&M (NR/9)	38	41
10-19-2013	#LSU (NR/6)	27	24
11-23-2013	Missouri (24/8)	10	24
8-28-2014	#vs. Boise State -5 (18/NR)	35	13
9-6-2014	#at Vanderbilt (15/NR)	41	3
9-13-2014	#Louisiana-Lafayette (14/NR)	56	15
9-27-2014	#Memphis (10/NR)	24	3
10-4-2014	#Alabama (11/1)	23	17
10-11-2014	#at Texas A&M (3/14)	35	20
10-18-2014	#Tennessee (3/NR)	34	3
10-25-2014	at LSU (3/23)	7	10
11-1-2014	Auburn (4/3)	31	35
11-8-2014	#Presbyterian (11/NR)	48	0
11-22-2014	at Arkansas (8/NR)	0	30
11-29-2014	#Mississippi State (18/4)	31	17
12-31-2014	vs. TCU - 10 (9/6)	3	42
9-5-2015	UT Martin (15/NR)	76	3
9-12-2015	Fresno State (14/NR)	73	21
9-19-2015	at Alabama (11/2)	43	37
9-26-2015	Vanderbilt (3/NR)	27	16
10-3-2015	at Florida (3/23)	10	38

10-10-2015	New Mexico State (13/NR)	52	3
10-17-2015	at Memphis (12/22)	24	37
10-24-2015	Texas A&M (23/15)	23	3
10-31-2015	at Auburn (19/NR)	27	19
11-7-2015	Arkansas (18/NR)	52	53
11-21-2015	LSU (22/15)	38	17
11-28-2015	at Mississippi State (18/21)	38	27
1-1-2016	vs. Oklahoma State - 3 (12/16)	48	20
9-5-2016	vs. Florida State - 14 (11/4)	34	45
9-10-2016	Wofford (18/NR)	38	13
9-17-2016	Alabama (17/1)	43	48
9-24-2016	Georgia (21/11)	45	14
10-1-2016	Memphis (16/NR)	48	28
10-15-2016	at Arkansas (12/22)	30	34
10-22-2016	at LSU (22/23)	21	38
10-29-2016	Auburn (NR/15)	29	40
11-12-2016	at Texas A&M (NR/8)	29	28
9-30-2017	at Alabama (NR/1)	3	66
10-7-2017	at Auburn (NR/12)	23	44
10-21-2017	LSU (NR/24)	24	40
11-23-2017	at Mississippi State (NR/14)	31	28
9-15-2018	Alabama (NR/1)	7	62
9-29-2018	at LSU (NR/5)	16	45
11-22-2018	Mississippi State (NR/18)	3	35

- 1 - at Memphis, Tenn.
- 2 - Delta Bowl; Memphis, Tenn.
- 3 - Sugar Bowl; New Orleans, La.
- 4 - at Little Rock, Ark.
- 5 - at Atlanta, Ga.
- 6 - at Jackson, Miss.
- 7 - Cotton Bowl; Dallas, Texas
- 8 - Gator Bowl; Jacksonville, Fla.
- 9 - at Birmingham, Ala.
- 10 - Peach Bowl; Atlanta, Ga.
- 11 - Independence Bowl; Shreveport, La.
- 12 - Liberty Bowl; Memphis, Tenn.
- 13 - Cotton Bowl; Arlington, Texas
- 14 - at Orlando, Fla.
- # - Win vacated due to NCAA ruling

Games with No. 1 ranked team in bold

COACHING HISTORY

Year	Coach	Captain(s)	W	L	T	PF	PA
1893	Dr. A. L. Bondurant	A. H. Roudebush, LE	4	1	0	120	28
1894	C. D. Clark	Wm. Henry Cook, FB	6	1	0	120	48
1895	H. L. Fairbanks	Ewell D. Scales, LH	2	1	0	24	28
1896	J. W. Hollister	George D. McLean	1	2	0	24	22
1897	None	Harry D. Priestly	*no team				
1898	T. G. Scarbrough	Eugene P. Campbell, RG	1	0	0	18	16
1899	W. H. Lyon	Wm. D. Myers, FB	3	4	0	44	47
1900	Z. N. Estes, Jr.	Wm. D. Myers, FB	0	3	0	5	30
1901	William Sibley; Daniel S. Martin	F. W. Elmer, RE	2	4	0	34	129
1902	Daniel S. Martin	John M. Foster, RH	4	3	0	121	46
1903	Mike Harvey	F. W. Elmer, RH	2	1	1	34	39
1904	Mike Harvey	Allen P. Dodd, LT	4	3	0	185	106

S.I.A.A. ERA

1905	None	Allen P. Dodd, LT	0	2	0	0	29
1906	T. S. Hammond	Cleveland P. Huggins, FB	4	2	0	71	64
1907	Frank Mason	Andrew Wood, RE	0	6	0	6	195
1908	Frank Kyle	Ike C. Knox, RH	3	5	0	99	125
1909	Dr. N. P. Stauffer	W. C. Trotter, LH	4	3	2	99	49
1910	Dr. N. P. Stauffer	John W. McCall, RH	7	1	0	144	9
1911	Dr. N. P. Stauffer	Steve F. Mitchell, LH	6	3	0	184	55
1912	Leo De Tray	J. C. (Red) Adams, C	3	0	0	127	100
1913	William Driver	E. Forrest McCall, E	6	3	1	140	80
1914	William Driver	Frank W. Smythe, LE	5	4	1	110	125
1915	Fred Robbins	J. H. (Pop) Harris, T	2	6	0	51	334
1916	Fred Robbins	C. Allen Anderson, C	3	6	0	128	188
1917	C. R. (Dudy) Noble	Roy Bridges, QB	1	4	1	49	216
1918	C. R. (Dudy) Noble	Edward H. Ray, HB	1	3	0	39	53
1919	R. L. Sullivan	Edmund Cowart, E	4	4	0	105	127
1920	R. L. Sullivan	Rufus Creekmore, C	4	3	0	217	85
1921	R. L. Sullivan	Howard D. Robinson, FB	3	6	0	179	133

SOUTHERN CONFERENCE ERA

1922	R. A. Cowell	Calvin C. Barbour, Jr., HB-QB	4	5	1	87	183
1923	R. A. Cowell	John T. Montgomery, HB	4	6	0	81	145
1924	Chester Barnard	Claude Smithson, HB	4	5	0	36	142
1925	Homer Hazel	John (Bat) Mustin, WB	5	5	0	147	87
1926	Homer Hazel	Webster Burke, C	5	4	0	113	110
1927	Homer Hazel	Austin Applewhite, E	5	3	1	177	80
1928	Homer Hazel	Thad (Pie) Vann, T	5	4	0	156	121
1929	Homer Hazel	W. D. (Dump) Burnett, T-G-FB	1	6	2	73	222
1930	Ed Walker	Dick Peebles, E	3	5	1	128	140
1931	Ed Walker	Neal B. Biggers, HB	2	6	1	73	210
1932	Ed Walker	Lee H. Trapp, G	5	6	0	148	148

SOUTHEASTERN CONFERENCE ERA

1933	Ed Walker	Game Captains	6	3	2	167	79
1934	Ed Walker	Game Captains	4	5	1	114	98
1935	Ed Walker	Game Captains	9	3	0	292	66
1936	Ed Walker	Marvin L. Hutson, C	5	5	2	150	98
1937	Ed Walker	F. M. (Bruiser) Kinard, T	4	5	1	127	106
1938	Harry J. Mehre	Kimble Bradley, QB	9	2	0	232	120
1939	Harry J. Mehre	Bill Schneller, QB	7	2	0	230	64
1940	Harry J. Mehre	George Kinard, G	9	2	0	251	100
1941	Harry J. Mehre	J. W. Davidson, E; H. L. Hazel, G	6	2	1	131	67
1942	Harry J. Mehre	Dan Wood, C	2	7	0	132	163
1943	Harry J. Mehre	*no team					
1944	Harry J. Mehre	Bob McCain, E-HB	2	6	0	77	178
1945	Harry J. Mehre	Bob McCain, E-HB	4	5	0	100	183
1946	Harold (Red) Drew	Ray Poole, RE	2	7	0	76	144
1947	John H. Vaught	Charles Conerly, TB	9	2	0	256	101
1948	John H. Vaught	Doug Hamley, T	8	1	0	226	93
1949	John H. Vaught	Roland Dale, T	4	5	1	246	243
1950	John H. Vaught	Ken Farragut, C	5	5	0	207	183
1951	John H. Vaught	Othar Crawford, LG	6	3	1	254	157
1952	John H. Vaught	Kline Gilbert, RT; Jim Ingram, C	8	1	2	237	96
1953	John H. Vaught	Ed Beatty, C	7	2	1	236	113
1954	John H. Vaught	Jimmy Patton, LH; Allen Muirhead, RH	9	2	0	283	47
1955	John H. Vaught	Vaughn (Buddy) Alliston, LG	10	1	0	251	97
1956	John H. Vaught	Game Captains	7	3	0	207	82
1957	John H. Vaught	Jackie Simpson, LG; Gene Hickerson, RT	9	1	1	232	52
1958	John H. Vaught	Milton Crain, C; Kent Lovelace, RH	9	2	0	215	65
1959	John H. Vaught	Charles Flowers, FB; Ken Kirk, C	10	1	0	329	21
1960	John H. Vaught	Jake Gibbs, QB; Warner Alford, LG	10	0	1	266	64
1961	John H. Vaught	Doug Elmore, QB; Ralph Smith, LE; Billy Ray Jones, LG	9	2	0	326	40
1962	John H. Vaught	Glynn Griffing, QB; Louis Guy, WB	10	0	0	230	40
1963	John H. Vaught	Kenny Dill, C; Whaley Hall, T	7	1	2	207	33
1964	John H. Vaught	Allen Brown, E; Bobby Robinson, G	5	4	1	210	113
1965	John H. Vaught	Mike Dennis, TB; Stan Hindman, G	7	4	0	166	108
1966	John H. Vaught	Doug Cunningham, TB; Charles Hinton, C	8	3	0	170	46
1967	John H. Vaught	Mac Haik, SE; Dan Sartin, DT	6	4	1	174	151
1968	John H. Vaught	Hank Shows, TE; Robert Bailey, M	7	3	1	178	180
1969	John H. Vaught	Bo Bowen, FB; Glenn Cannon, S	8	3	0	307	140
1970	John H. Vaught	Archie Manning, QB; Dennis Coleman, DE	7	4	0	285	220
1971	Billy R. Kinard	Riley Myers, SE; Paul Dongieux, LB	10	2	0	322	204
1972	Billy R. Kinard	Don Leathers, OT; Reggie Dill, DE	5	5	0	192	142
1973	Billy R. Kinard	Norris Weese, QB; Jim Stuart, LB	6	5	0	202	177
1974	Ken Cooper	Dick Lawrence, OT; Stump Russell, LB;	3	8	0	135	241
1975	Ken Cooper	Kenny King, LB					
1975	Ken Cooper	Paul Hofer, FB; Ben Williams, DT-MG;	6	5	0	170	162
		Kenny King, LB					

Year	Coach	Captain(s)	W	L	T	PF	PA
1976	Ken Cooper	Wade Griffin, TE; George Stuart, LB;	6	5	0	153	180
		Reggie Pace, C					
1977	Ken Cooper	George Plasketes, DE; Randy White, OG;	6	5	0	208	196
		Bob Lewis, C					
1978	Steve Sloan	Curtis Weathers, SE; Lawrence Johnson, DT;	5	6	0	181	240
		Bobby Garner, QB					
1979	Steve Sloan	Eddy Householder, LB; John Peel, DE;	4	7	0	251	298
		Leon Perry, FB					
1980	Steve Sloan	Ken Toler, SE; Chuck Commiskey, OG;	3	8	0	263	266
		Chris Cottam, OT; Joel Stewart, DB					
1981	Steve Sloan	John Fourcade, QB; Quentin McDonald, DT;	4	6	1	167	284
		Malvin Gipson, TB					
1982	Steve Sloan	Nakita Williams, LB; James Otis, LB;	4	7	0	208	262
		Keith Fourcade, LB; Michael Harmon, SE;					
		Steve Herring, C					
1983	Billy Brewer	Kelly Powell, QB; Buford McGee, TB;	7	5	0	176	255
		Andre Townsend, DT; Dwayne Nesmith, LB					
1984	Billy Brewer	Timmy Moffett, SE; Jamie Holder, FL;	4	6	1	194	203
		Freddie Joe Nunn, DE; Bob Blakemore, DT					
1985	Billy Brewer	Jamie Holder, FL; Nathan Wonsley, TB;	4	6	1	210	276
		Jay Webb, DE; Michael Portis, NG;					
		Tony Rayburn, OL					
1986	Billy Brewer	Jeff Noblin, FS; Mike Fitzsimmons, DT	8	3	1	220	150
1987	Billy Brewer	Todd Irvin, OT; Jeff Herrod, LB	3	8	0	223	309
1988	Billy Brewer	Bryan Owen, K; Wesley Walls, TE,	5	6	0	221	223
		Stevon Moore, CB					
1989	Billy Brewer	Tony Bennett, OLB; Tim Brown, OG;	8	4	0	267	285
		Pat Coleman, FLK; John Darnell, QB					
1990	Billy Brewer	Shawn Cobb, ILB; Chris Mitchell, SS;	9	3	0	257	191
		Kelvin Pritchett, DT; Dawson Pruet, C					
1991	Billy Brewer	Darron Billings, RB; Jeff Carter, FS;	5	6	0	242	223
		Cliff Dew, C; Phillip Kent, OLB					
1992	Billy Brewer	Chad Brown, DT; Everett Lindsay, OT;	9	3	0	230	174
		Cory Philpot, RB; Lynn Ross, LB;					
		Russ Shows, QB					
1993	Billy Brewer	Gary Abide, LB; Clint Conlee, OT;	6	5	0	242	142
		Johnny Dixon, SS; Dewayne Dotson, LB					
1994	^Joe Lee Dunn	Alundis Brice, CB; Jerry Graeber, FS;	4	7	0	246	205
		Abdul Jackson, LB; Jeff Miller, OT;					
		Josh Nelson, QB					
1995	Tommy Tuberville	Renard Brown, DE; Dou Innocent, RB;	6	5	0	209	208
		David Knott, DB; Darrell Moccus, C;					
		David Vinson, C; Trey Wicker, DE					
1996	Tommy Tuberville	Lawrence Adams, H-Back;	6	0	0	203	270
		Derek Jones, CB; Kris Mangum, TE;					
		Kyle Wicker, DE					
1997	Tommy Tuberville	John Avery, RB; Walker Jones, LB;	8	4	0	233	209
		Stewart Patridge, QB; Nate Wayne, LB					
1998	Tommy Tuberville;	Matt Luke, C; Gary Thigpen, CB	6	5	0	245	256
	David Cutcliffe		1	0	0	35	18
1999	David Cutcliffe	Kendrick Glancy, DT; Cory Peterson, WR;	8	4	0	296	203
		Armejis Spearman, LB; Tim Stickland, CB;					
		Todd Wade, OL					
2000	David Cutcliffe	Derrick Burgess, DE; Shane Elam, DE;	7	5	0	314	280
		Romaro Miller, QB; Deuce McAllister, RB					
2001	David Cutcliffe	Terrence Metcalf, OT; Syniker Taylor, CB	7	4	0	391	310
		Anthony Sims, DE; Charles Stackhouse, FB;					
		Kevin Thomas, LB					
2002	David Cutcliffe	Ben Claxton, C; Lanier Goethie, LB;	7	6	0	351	331
		Eddie Strong, LB; Doug Zeigler, TE					
2003	David Cutcliffe	Charlie Anderson, DE; Chris Collins, WR	10	3	0	442	285
		Eli Manning, QB; Jesse Mitchell, DE					
2004	David Cutcliffe	Doug Buckles, OL; Kerry Johnson, WR;	4	7	0	215	278
		Marcus Johnson, OL; Rob Robertson, LB;					
		Eric Oliver, DB					
2005	Ed Orgeron	Michael Bozeman, NT; Tre' Stallings, OL	3	8	0	148	245
2006	Ed Orgeron	Patrick Willis, LB; Andrew Wicker, OL	4	8	0	188	275
2007	Ed Orgeron	Game Captains	3	9	0	241	342
2008	Houston Nutt	Jason Cook, FB; Peria Jerry, DT;	9	4	0	417	247
		Michael Oher, OT; Lamarca Sanford, S					
2009	Houston Nutt	Daverin Gerald, C; Marshay Green, CB;	9	4	0	384	230
		John Jerry, OT; Kendrick Lewis, FS; Dexter McCluster, RB-WR;					
		Marcus Tillman, DE; Patrick Trahan, LB					
2010	#Houston Nutt	Lionel Breaux, WR; Johnny Brown, S;	0	8	0	367	422
		Jonathan Cornell, LB; Kentrell Lockett, DE;					
		(Originally a 4-8 record with 4 wins vacated by NCAA ruling)					

ASSISTANT COACHES/STAFF HISTORY

AIGAMAU, Ben (Lambuth, 2010) — Assistant AD for Community Relations, 2017

ALDRIDGE, Miles (Gardner-Webb, 1971) — Defensive Ends, 1980; Defensive Line, 1981; Inside Linebackers, 1982

ALFORD, Warner, (Ole Miss, 1961) — Defensive Line, 1971-73

ALLEN, Jody (Valdosta State, 1983) — Wide Receivers, 1987-89 Running Backs, 1989-91

ALLEN, Tom (Maranatha Baptist, 1992) — Special Teams Coordinator/Linebackers, 2012-14

AUSMUS, Aaron (Tennessee, 1998) — Head Strength Coach, 2005-07

AUSTIN, Kent (Ole Miss, 1985) — Offensive Coordinator/ Quarterbacks, 2008-09

BASKIN, Weems O. (Auburn, 1928) — Ends, 1938; Line, 1939-41

BATOON, Corey (Long Beach State, 1991) — Director of Player Development, 2012; Director of Recruiting Operations, 2013-14; Safeties/Special Teams Coordinator, 2015-16

BEAUMONT, Mike (Arkansas State, 1992) — Director of Football Operations, 2008-11

BECKETT, Brandon (Ole Miss, 1999) — Assistant Strength Coach, 2005-06

BECKISH, Larry, (Wichita State, 1964) — Offensive Coordinator/Quarterbacks, 1992-93

BENDER, Dave, (Rutgers) — Line, 1925

BERGALOWSKI, Chet (Ole Miss, 1967) - Assistant, Junior Varsity, 1977

BERRYMAN, Jim (Livingston, 1971) — Defensive Ends, 1987

BICKNELL JR., Jack (Boston College, 1985) — Offensive Line, 2017-present

BISACCIA, Richard (Yankton, 1986) — Special Teams/Running Backs, 1998 Independence Bowl-1999; Assistant Head Coach, 2000-01

BLAIR, George, (Ole Miss, 1961) — Junior Varsity, 1977

BREWER, Gunter (Wake Forest, 1987) — Associate Head Coach/ Passing Game Coordinator/ Wide Receivers, 2011

BRUMBELow, Lester (Mike), (TCU, 1930) — Scout-Assistant Coach, 1946-49

BURKE, Webster (Webb), (Ole Miss, 1927) — Line, 1927, 1933-37

BURNS, Keith (Arkansas, 1982) — Secondary, 2011

CAIN, John L. (Alabama, 1933) — Offensive Backs, 1947-70; Freshman, 1971

CALDWELL, Steve, (Arkansas State, 1978) — Defensive Ends, 1995, (Spring)

CAMPBELL, Tilden (Happy), (Alabama, 1935) — Backfield, 1946

CANTY, Bill (Furman, 1962) — Receivers, 1978; Defensive Backs, 1979-80; Defensive Coordinator, 1981-82; Running Backs, 1983-85; Offensive Coordinator, 1986-87

CARLISLE, Jack, (Mississippi State, 1952) — Junior Varsity, 1975-76; Offensive Backfield, 1977

CARMODY, Jim, (Tulane, 1956) — Defensive Line, 1974; Defensive Line/ Defensive Coordinator, 1975-77; Assistant Head Coach-Defensive Line, 1992-94

CARTER, Gary (Gardner Webb, 1979) — Recruiting Coordinator, 1990-91

CASE, Ron (Carson-Newman, 1973) Defensive Secondary, 1983-87, Defensive Coordinator, 1987, Defensive Secondary, 1988

CHEATHAM, Steve (Mississippi State, 1978) — Director of Football Operations, 2003-04

CLARK, Charles (Ole Miss, 2007) — Cornerbacks, 2018-present

COLEMAN, Lanier (Louisiana-Lafayette, 2008) — Assistant Strength Coach, 2015-18

COLEMAN, Thamas N. (Auburn, 1957) — “B” Team Offense, 1973; Defensive Ends, 1974-77

COOPER, Ken, (Georgia, 1959) — Offensive Line, 1971-73

COPE, Bob (Carson-Newman, 1961) — Linebackers, 1981

CORRAO, David (Arizona, 1997) — Linebackers, 2007

CRANE, Paul, (Alabama, 1965) — Defensive Coordinator, 1978-80

CRAWFORD, Edward S., (Eddie) (Ole Miss, 1957) — Assistant Coach 1962-70; Offensive Backfield, 1971-73; Receivers, 1974-76

CRENNEL, Romeo, (Western Kentucky, 1970) — Defensive Line, 1978-79

CROPP, John (Vanderbilt, 1961) — Offensive Coordinator/ Offensive Backfield, 1978-82

CROSBY, Anthony (Louisiana Tech, 2008) — Assistant Strength Coach, 2013-15

DeLEONE, George (Connecticut, 1970) — Offensive Line, 2005

DALATRI, Rich, (Louisiana Tech, 1982) — Strength Coach, 1984

DALE, Roland H., (Ole Miss, 1950) — Ends-Linebackers, 1960-71

DAMERON, Kim (Arkansas, 1983) — Safeties, 2008-10

DANIELS, Keith (Miss. College, 1970) — Assistant Offensive Backfield, 1977, 1987-88; Running Backs, 1992-94

DAVIDSON, J. W. (Wobble) (Ole Miss, 1942) — Ends, 1942; Assistant Coach, 1945-68

DECKER, Don (Evangel, 1988) — Strength Coach, 2008-11

DICKERSON, Ron, Jr. (Arkansas, 1996) — Wide Receivers, 2008-10

DICKEY, Gerry (Wichita State, 1983) — Director of Football Operations; 1998 Independence Bowl; 1999-2002

DILDY, Joe (Alabama, 1935) — Line, 1942

DORSEY, Larry (Tennessee State University, 1975) — Wide Receivers, 1989

DRIESBACH, Chuck (Villanova, 1975) — Secondary, 1989; Defensive Coordinator/Linebackers, 2002-04

DUNN, Don (East Tennessee State, 1976) — Defensive Tackles, 1995-98

DUNN, Joe Lee, (Tennessee-Chattanooga, 1968) — Defensive Coordinator/Inside Linebackers, 1992-94

DURFEY, Noel (Lincoln Memorial, 1991) — Assistant Strength Coach, 2001-07

EALY, Clifton (Central Arkansas, 1982) — Director of Community Relations, 2008-11

EDGINGTON, Darren (Middle Tennessee, 1997) — Assistant Strength Coach, 2006-07

FARRAR, Barney (Delta State, 1983) — Director of External Affairs, 2006; Director of High School & Junior College Relations, 2012-16

FREEZE, Hugh (Southern Miss, 1992) — Director of External Affairs, 2005; Recruiting Coordinator/Tight Ends, 2006; Recruiting Coordinator/Wide Receivers, 2007; Head Coach, 2012-16

GIBBS, Jerry D. (Jake) (Ole Miss, 1961) — Assistant Coach, 1965-70

GOODE, Tom (Mississippi State, 1961) — Assistant Head Coach/ Offensive Line, 1978-82

GRAHAM, B. L. (Country), (Ole Miss, 1939) — Assistant Coach/ Scout, 1950-62

GRAN, Eddie, (California Lutheran, 1987) — Running Backs, 1995-98

GRAY, Ronnie (Mississippi State, 1970) — Defensive Line, 1982

GUARASCIO, Joey (Sioux Falls, 2011) — Assistant Strength Coach, 2014-16

HALE, Edwin (Goat), (Mississippi College, 1922) — Assistant Coach-Scout, 1937-45

HARRIS, Maurice (Arkansas State, 1998) — Director of Internal Operations, 2006; Recruiting Coordinator for Offense/Tight Ends, 2012-18

HATHORN, Samuel B. (Ole Miss, 1911) — Line, 1923

HEARD, Grant (Ole Miss, 2001) — Wide Receivers, 2012-16

HENRY, Robert (Ole Miss, 1977) — Defensive Coordinator/Inside Linebackers, 1988-91

HINES, David (Arkansas State, 1976) — Receivers, 1983-85; Running Backs, 1986

HOBBY, Marion (Tennessee, 1989) — Defensive Ends, 1998 Independence Bowl; 1999-2004

HOPSON, Jay (Ole Miss, 1992) — Defensive Backs/Recruiting Coordinator, 2004

HORTON, Freeman, (Southern Mississippi, 1979) — Defensive Ends, 1992-93; Outside Linebackers, 1994

HOVIOUS, John A. (Junie), (Ole Miss, 1942) — Defensive Backfield, 1951-71; Freshman, 1946-50, 1972-73; Junior Varsity, 1974

HOWELL, Max (Troy State, 1970) — Recruiting Coordinator, 1989

HUGHES, Tony (Southern Miss, 1980) — Assistant Defensive Backs, 2005-06; Tight Ends, 2007

JACKSON, Paul (Montclair State, 2006) — Head Strength & Conditioning Coach, 2012-present

JASKWHICH, Charles O. (Chuck), (Notre Dame, 1933) — Backfield, 1938-41

JERNIGAN, R. C., — Assistant Coach, 1920

JOHNSON, Frank, (Georgia, 1936) — Line, 1938

JONES, Jason (Alabama, 2001) — Co-Defensive Coordinator/ Cornerbacks, 2013-16; Co-Defensive Coordinator/Secondary, 2017; Co-Defensive Coordinator/Safeties, 2018

JONES, Mike (Utah State, 1973) — Strength Coach, 1985-87

JONES, Walker (Ole Miss, 1998) — Coordinator of Football Operations, 2003

KAUFMAN, Art (Arkansas-Monticello, 1980) — Outside Linebackers, 1989-91; Defensive Coordinator/Linebackers, 1995-2000

KEHOE, Art (Miami, 1982) — Assistant Head Coach/Offensive Line, 2006-07

KIFFIN, Chris (Colorado State, 2005) — Recruiting Coordinator for Defense/ Defensive Line, 2012-16

KINARD, Frank M. (Bruiser), (Ole Miss, 1938) — Offensive Line, 1948-70

KNOWLES, Jim (Cornell, 1987) — Linebackers, 2003

KNOX, Greg (Northeastern State, 1986) — Wide Receivers, 1995-98

KOONZ, Jeff (Auburn, 2004) — Inside Linebackers, 2019-present

KUECK, Larry (Stephen F. Austin, 1975) — Offensive Coordinator, Quarterbacks, 1994

LATINA, John (Virginia Tech, 1979) — Offensive Line, 1998 Independence Bowl-1999; Offensive Coordinator, 2000-04

LAVIGNE, Tom (Grambling, 1975) — Defensive Backs, 1998 Independence Bowl; 1999-2000

LEE, David (Vanderbilt, 1975) — Quarterbacks, 1978-82; Offensive Coordinator/ Quarterbacks, 2011

LIMBAUGH, Tommy (Alabama, 1967) — Recruiting, 1978-80, 1982; Tight Ends, 1981

LINDSEY, Don (Arkansas-Monticello, 1965) — Defensive Coordinator/

Linebackers, 2001

LONGO, Phil (Rowan, 1992) — Offensive Coordinator/Quarterbacks, 2017-18

LOVETT, John (C.W. Post College, 1973) — Defensive Backs, 1995-98

LUBICK, Matt (Colorado State, 1995) — Wide Receivers, 2005-06

LUKE, Matt (Ole Miss, 2000) — Tight Ends/Assistant Offensive Line, 2002-04; Tight Ends/Recruiting Coordinator, 2005; Co-Offensive Coordinator/Offensive Line, 2012-16

LUKE, Tom (Ole Miss, 1992) — Director for Football Operations, 2005; Director of Player Development, 2013-16; Assistant AD for Player Development, 2017-present

MacINTYRE, George (Miami, 1961) — Defensive Coordinator, 1978

MacINTYRE, Mike (Georgia Tech, 1989) — Receivers/Recruiting Coordinator, 1998 Independence Bowl, 1999-2000; Defensive Backs/Recruiting Coordinator, 2001-02; Defensive Coordinator, 2019-present

MAGEE, Calvin (South Florida, 1990) — Tight Ends, 2019-present

MARKUSON, Mike (Hamline, 1983) — Offensive Line, 2008-11/Running Game Coordinator, 2008-09; 2011/Co-Offensive Coordinator, 2010

MATOUS, Ken (Wichita State, 1979) — Wide Receivers, 1991-93

MAZZONE, Noel (New Mexico, 1980) — Offensive Coordinator/ Quarterbacks, 1995-98; Offensive Coordinator/ Quarterbacks, 2005

McCRONE, Ron (Florida, 1967) — Outside Linebackers, 1982

McCULLERS, Charles (Tampa, 1962) — Backfield, 1974-76

McGRAW, Robert (Delta State, 1961) — Offensive Coordinator, 1983-85; Offensive Line, 1983-87

McGRIFF, Wesley (Savannah State, 1990) — Co-Defensive Coordinator/ Cornerbacks, 2012; Associate Head Coach/Defensive Coordinator, 2017-18

McLEOD, Kent (Ole Miss, 1999) — Coordinator of Football Operations, 2005-07

McNEEL, Taylor (Louisiana Tech, 1959) — Defensive Backfield, 1972-74

MENDOZA, Ruben (Wayne State, 1989), Head Strength Coach, 2001-04

MERRITT, Mickey (Louisiana Tech, 1970) — Defensive Ends, 1983-86

MIDDLETON, Ron (Auburn, 1985) — Tight Ends, 1998 Independence Bowl; 1999-2001; Running Backs/Special Teams, 2002-03

MILLER, John (Southern Miss, 1999) — Director of Football Operations, 2012-18

MISITA, Tony (Southeastern Louisiana, 1955) — Linebackers, 1977; Defensive Line, 1978-80; Recruiting, 1981

MITCHELL, Chris (Ole Miss, 1992) — Assistant Strength Coach, 1994-97

MUSTIN, Robert Wm. (Billy), (Ole Miss, 1950) — “B” Team Offense, 1963-72.

NALL, Hugh (Georgia, 1982) — Offensive Line, 1995-98

NEAL, John (Brigham Young, 1980) — Defensive Backs, 1992-94

NIELSON, Ryan (Southern California, 2002) — Defensive Line, 2005-07

NIX, Derrick (Southern Miss, 2002) — Running Backs, 2008-present

NIX, Tyrone (Southern Miss, 1995) — Assistant Head Coach/Defensive Coordinator/ Linebackers, 2008-11; Linebackers, 2019-present

NUNN, Arlington (Clemson, 1991) — Running Backs, 2004

NUTT, Danny (Arkansas, 1985) — Director of Player Development, 2008-11

OKEY, Chuck (Presbyterian, 1986) — Strength Coach, 1988-94

PANNUNZIO, Joe (Southern Colorado, 1982) — Tight Ends/Special Teams, 1995-98

PARKER, Johnny (Ole Miss, 1968) — Strength Coach, 1980-83

PARKER, “Red” (Arkansas-Monticello, 1953) — Offensive Coordinator/ Quarterbacks, 1988-91

PEELER, Jacob (Louisiana Tech, 2007) — Wide Receivers, 2017-present

PETRI, Rick (Missouri-Rolla, 1976) — Defensive Tackles, Nose Guards, 1989-91; Defensive Tackles, 1998 Independence Bowl; 1999-2004

PEVETO, Bradley Dale (SMU, 1987) — Linebackers/Special Teams, 2017

PIERCE, Benjy (Arkansas-Monticello, 1981) — Strength Coach, 1995-2000

POPE, Mike (Lenoir Rhyne, 1964) — Offensive Line, 1978; Receivers, 1979-82

POOLE, James E. (Buster), (Ole Miss, 1947) — Defensive Line, 1947-70

POOLE, Ray S. (Ole Miss, 1947) — “B” Team Defense, 1955-74

PRICE, Terry (Texas A&M, 1993) — Defensive Ends, 1995-98; Defensive Line, 2009-11

PRUETT, Bob (Marshall, 1965) — Secondary, 1990-91

RADER, Dave (Tulsa, 1980) — Co-Offensive Coordinator/ Quarterbacks, 2010

RANDOLPH, Tony (Missouri, 2012) — Assistant Strength Coach, 2013-14

RIPPON, Chris (Southern Connecticut, 1982) — Special Teams Coordinator/Defensive Backs, 2005-07; Director of Recruiting Operations, 2015-16; Assistant AD for Recruiting Operations, 2017; Assistant AD for Community Relations and Special Teams Consultant, 2018-present

ROACH, Freddie (Alabama, 2008) — Defensive Line, 2017-present

ROCKER, Tracy (Auburn, 1992) — Defensive Line, 2008

RODRIGUEZ, Rich (West Virginia, 1986) — Offensive Coordinator, 2019-present

ROPER, Kurt (Rice, 1995) — Quarterbacks, 1998 Independence Bowl; 1999-2001; Quarterbacks/Passing Game Coordinator, 2002-04

SAUNDERS, David (Auburn, 1982) — Director of High School and Community College Relations, 1999-2002; Linebackers, 2006; Administrative Operations Coordinator, 2010

SCHARNHORST, Jacob (Northern Colorado, 2002) — Assistant Strength Coach, 2006-07

SHADEED, Matt (Southern Miss, 2009) — Assistant Strength Coach, 2012-13

SHIBEST, James (Arkansas, 1988) — Special Teams Coordinator/ Tight Ends, 2008-11

SISKEY, Tyler (Troy, 2000) — Coordinator of Recruiting Development, 2012; Assistant AD for Player Personnel, 2018-present

SLOCUM, Shawn (Texas A&M, 1988) — Assistant Head Coach/ Linebackers, 2005

SMALLING, Charles (Chuck), (Stanford, 1930) — Backfield, 1930-37

SMITH, C. M. (Tad), (Ole Miss, 1930) — Backfield, 1929; Freshman, 1930-37; Acting Backfield, 1942

SMITH, George (Central Arkansas, 1971) — Quarterbacks, 1983-85; Receivers, 1986

SMITH, Melvin (Millsaps, 1982) — Tight Ends, 1992-93; Wide Receivers, 1994

SMITH, Tony (Gardner-Webb, 1995) — Assistant Strength Coach, 2004

SMITH, Vernon (Catfish), (Georgia, 1932) — Ends, 1939-41

STARK, Ronald M. (Northeast Missouri, 1961) — Offensive Line, 1975-76

STILES, Wayne (Tennessee, 1970) — Recruiting, 1984-88

STONE, Edwin G. (Ole Miss, 1934) — Scout/Assistant Coach, 1944-47

STRONG, Charlie (Central Arkansas, 1982) — Wide Receivers, 1990

STUDZINSKI, Dominic (Sioux Falls, 2009) — Assistant Strength Coach, 2012-18

SULLINS, S. E. (North Alabama, 1962) — Linebackers, 1987

SUMRALL, Jon (Kentucky, 2005) — Linebackers, 2018

SWAYZE, Thomas K. (Ole Miss, 1933) — Assistant Coach, 1947-71

TERRELL, Bus (Rutgers) — Line, 1926

THOMAS, James "T." (Miss. Industrial, 1962) — Tight Ends, 1983-91

THOMAS, Lane (Southeastern Louisiana, 1987) — Assistant Strength and Conditioning Coach, 1991-92

THOMPSON, John (Central Arkansas, 1978) — Defensive Coordinator/ Defensive Backs, 2007

THOMPSON, John (Lambuth, 2006) — Senior Assistant Strength Coach, 2012

THOMPSON, Tommy (Southern Illinois-Carbondale, 1973) — Assistant Offensive Backfield, 1975-76

TORBUSH, Carl (Carson-Newman, 1974) — Defensive Coordinator, 1983-86

TRAVIS, Larry (Florida, 1963) — Linebackers, 1972-73; Offensive Line, 1974

TYLER, Bob (Ole Miss, 1958) — Receivers, 1968-70

VAUGHN, Chris (Murray State, 1998) — Recruiting Coordinator/ Cornerbacks, 2008-11

VAUGHT, John H. (TCU, 1933) — Line, 1946


VICKERS, Jimmy (Georgia, 1960) — Offensive Line, 1977

VINSEL, Kenneth P. (Grinnell College) — Freshman/Varsity Line, 1923-25

VINSON, Mike (Arkansas, 1993) — Assistant Strength and Conditioning, 1997-2000

WELLS, David (Ole Miss, 1966) — Receivers, 1977

WERNER, Dan (Western Michigan, 1983) — Offensive Coordinator/



Doc Knight (right) served as athletic trainer at Ole Miss from 1947-74, a period which produced six SEC Championships and 27 All-Americans, including quarterback Archie Manning (left) in 1969 and 1970.

Quarterbacks, 2006-07; Co-Offensive Coordinator/ Quarterbacks, 2012-16

WHITLEY, James W. (Alabama, 1936) — Line, 1946-49

WHEELER, Harold (Southwest Missouri State, 1964) — Defensive Backfield, 1975-77

WHITEHEAD, Julian — Assistant Strength Coach, 2016-present

WICKLINE, Joe (Florida, 1983) — Offensive Line, 1988-94

WILBANKS, Lee (Ole Miss, 2004) — Director of Player Personnel, 2016; Assistant AD for Player Personnel, 2017

WILFAWN, Jason (Central College, 1997) — Assistant Strength Coach, 2008-11

WILSON, Barry (Georgia, 1965) — Linebackers, 1974-76

WILSON, Frank (Nicholls State, 1997) — Running Backs, 2005-07

WITHROW, Gary (Pittsburg State, 1964) — Recruiting Coordinator, 1992-94; Tight Ends, 1994

WOMMACK, Dave (Missouri Southern State, 1978) — Defensive Coordinator/Safeties, 2012-14; Defensive Coordinator/ Linebackers, 2015-16

WOOD, Dick (Auburn, 1960) — Quarterbacks, Receivers, 1971-73

WOODS, T.D. (Tennessee, 1990) — Receivers, 2001-04

YOUNGBLOOD, Robert (Arkansas State, 1961) — Assistant Head Coach/ Noseguards, Defensive Tackles, 1983-88

ATHLETIC TRAINERS

ALDERMAN, Jessie (Ole Miss, 1938) — 1945-46

BEEMAN, Leslie (New Mexico State, 1981) — Assistant, 1992

BOEHLER, George (Doc), (Washington State) — 1935-38

COLEMAN, Larandust (West Alabama, 2004) — Assistant, 2007-present

FLETCHER, Spence (Ole Miss, 1990) — Assistant, 1993-94

GAHAN, Eric (Canisius, 2000) — Assistant, 2006

GARL, Tim (Alabama, 1978) — Assistant, 1979-82

GETCHELL, K. P. — 1930-33

HUTSON, Marvin (Ole Miss, 1937) — 1942

JERNIGAN, Pat (Valdosta State, 1998) — 2012-present

KNIGHT, Wesley I. (Doc), (Springfield, 1935) — 1947-74

LOLLAR, Alan (Miss. State, 1981) — Assistant, 1987-92

LYSINGER, Ray (Eastern Illinois, 2008) — Assistant, 2013-16

MOORE, Jeffrey (Ole Miss, 1992) — Assistant, 1994-97

MULLINS, Leroy (Eastern Kentucky, 1965) — 1975-96, 1998-2003

MULLINS, Tim (Ole Miss, 1991) — 1997-2011

PETRONI, Jo Jo (Vanderbilt, 1980) — Assistant, 1982-86

PLUMMER, Jared (East Carolina, 2004) — Assistant, 2009-11

SCHWARTZ, Lynnette (East Carolina, 1988) — Assistant, 1990-91; 1993-97

SINGLETARY, Shannon (Ole Miss, 1995) — 2004-present

STEINHAUS, Tim (Lindenwood, 2000) — Assistant, 2007-08

STUART, Jack (Alabama, 1939) — 1940-41

EQUIPMENT MANAGERS

BARNES, Blake (Ole Miss, 1979) — 1979-95

CRAIN, Ken (Ole Miss, 1996) — 2005-present

DAGGETT, John (Delta State, 1968) — 1974-78

ROSS, John (Ole Miss, 1995) — 1996-2004

SANDERS, Wm. H. "Billy" "Nub", (Ole Miss, 1952) — 1951-73

HEAD COACHES COMPOSITE RECORDS

Year(s)	Head Coach(es), Alma Mater	G	W	L	T	Pct	PF	PA
2018	Matt Luke, Ole Miss	24	11	13	0	.458	801	849
2012-16	*Hugh Freeze, Southern Miss	36	11	25	0	.306	2,089	1,577
	<i>Freeze Bowl Record, 2-1</i>							
2008-11	#Houston Nutt, Oklahoma State	44	18	26	0	.409	1,361	1,284
	<i>Nutt Bowl Record, 2-0</i>							
2005-07	Ed Orgeron, Northwestern State	35	10	25	0	.286	584	862
1998-2004	David Cutcliffe, Alabama	68	40	28	0	.588	1,951	1,636
	<i>Cutcliffe (With Bowl Record, 4-1)</i>	69	44	29	0	.603	2,109	1,729
1995-98	Tommy Tuberville, Southern Arkansas	44	24	20	0	.545	890	943
	<i>Tuberville (With Bowl Record, 1-0)</i>	45	25	20	0	.556	924	974
1994	Joe Lee Dunn, Chattanooga	11	4	7	0	.364	246	205
1983-93	Billy Brewer, Ole Miss	121	64	54	3	.541	2,482	2,431
	<i>Brewer (With Bowl Record, 3-2)</i>	126	67	56	3	.544	2,563	2,379
1978-82	Steve Sloan, Alabama	55	20	34	1	.372	1,080	1,350
1974-77	Ken Cooper, Georgia	44	21	23	0	.477	666	779
1947-70; 1973	John H. Vaught, TCU	245	180	53	12	.759	5,856	2,622
	<i>Vaught (With Bowl Record, 10-8)</i>	263	190	61	12	.745	6,118	2,759
1971-73	Billy R. Kinard, Ole Miss	24	15	9	0	.625	551	386
	<i>Kinard (With Bowl Record, 1-0)</i>	25	16	9	0	.640	592	404
1946	Harold (Red) Drew, Bates	9	2	7	0	.222	76	144
1938-45	Harry L. Mehre, Notre Dame	66	39	26	1	.598	1,153	875
1930-37	Ed. L. Walker, Stanford	83	38	37	8	.506	1,199	945
	<i>Walker (With Bowl Record, 0-1)</i>	84	38	38	8	.500	1,218	965
1925-29	Homer Hazel, Rutgers	46	21	22	3	.489	666	620

Year(s)	Head Coach(es), Alma Mater	G	W	L	T	Pct	PF	PA
1924	Chester Barnard, Missouri Teachers	9	4	5	0	.444	36	142
1922-23	R. A. Cowell, Illinois	20	8	11	1	.425	168	328
1919-21	R. L. Sullivan, Missouri Normal	24	11	13	0	.458	501	346
1917-18	C. R. (Dudy) Noble, Mississippi A&M	10	2	7	1	.250	88	269
1915-16	Fred Robbins, Vanderbilt	17	5	12	0	.294	179	522
1913-14	William Driver, Missouri	20	11	7	2	.600	250	205
1912	Leo De Tray, Chicago University	8	5	3	0	.625	127	100
1909-11	Dr. N. P. Stauffer, Penn. University	27	18	7	2	.704	427	113
1908	Frank Kyle, Vanderbilt	8	3	5	0	.375	99	125
1907	Frank Mason, Harvard	6	0	6	0	.000	6	195
1906	T. S. Hammond, Michigan	6	4	2	0	.667	71	64
1903-04	Mike Harvey, Auburn	11	6	4	1	.590	219	145
1902	Daniel S. Martin, Auburn	7	4	3	0	.571	121	46
1901	William Shibley, Virginia							
	Daniel S. Martin, Auburn	6	2	4	0	.333	34	129
1900	Z. N. Estes, Jr., Virginia	3	0	3	0	.000	5	30
1899	W. H. Lyon, Yale	7	3	4	0	.429	44	47
1898	T. G. Scarbrough	2	1	1	0	.500	18	16
1896	J. W. Hollister, Michigan	3	1	2	0	.333	24	28
1895	H. L. Fairbanks, Bowdoin	3	2	1	0	.667	24	28
1894	C. D. Clark, Tufts	7	6	1	0	.857	120	48
1893	Dr. A. L. Bondurant, Hampden-Sydney	5	4	1	0	.800	120	28

*Freeze had a 39-25 record (3-1 bowl record) before wins were vacated due to NCAA ruling
#Nutt had a 24-26 record before wins were vacated due to NCAA ruling

ALL-TIME LETTERMEN

A

Abdo, Nicholas, QB, 1927
 Abide, Gary, LB, 1989-90-91-92-93 (co-c)
 Ables, Christopher R. (Chris), Mgr., 2013
 Ables, W. Wayne, mgr., 1980
 Abrams, Alan J., RB, 2004
 Aby, Hulette F., 1896
 Actis, Corey J., C, 2006-07
 Adamcik, Rich, OT, 1986; OG, 1987
 Adams, Billy Ray, FB, 1959-60-61
 Adams, John C., C, 1909-10-11-12 (c)
 Adams, Kelly Christopher (Chris), WR, 2008
 Adams, Lawrence A., Jr., QB, 1992-93; SS, 1995; HB, 1996 (co-c)
 Adams, Robert O. (Tiger), E, 1952-53-54
 Adams, Seth H., QB, 2006-07
 Adams, Winfred C., sub-RG, 1908-09
 Adebayo, Quincy O., WR, 2013-14-15-16
 Ainsworth, Stephen Gregory, TB, 1970-71-72
 Akin, Wm. E. (Dooley), FB, 1921-22-23-24
 Albarracin, Matthew Christian, DB-K, 2007
 Albritton, Sam, DT, 1984
 Aldridge, John B., DT, 1968-69-70
 Aldridge, Walter P. (Bo), T, 1962-63-64
 Alexander, Alishma R., TB, 1997
 Alexander, Charles H., Jr., mgr., 1972
 Alexander, George E., E, 1920-21
 Alexander, Jud, OG, 1983-84; OG-C, 1985
 Alexander, Raymond M., DE, 1974
 Alford, Anthony, DB, 2014
 Alford, John Warner, LG, 1958-59-60 (co-c)
 Alford, Josh, video, 2003-04
 Alford, Neil H., TE-OG, 1995
 Allen, Charles B., FB-QB, 1923-24-25
 Allen, Elmer Dale, ST, 1969; DT, 1970-71
 Allen, Floyd A., WR, 2017-18
 Allen, Herman Eugene, FB, 1971-72-73
 Allen, Ferbia L., Jr., TE, 2009-10-11-12
 Allen, John Franklin, G, 1981-82-83 (co-c)
 Alliston, George B., G, 1966
 Alliston, Vaughn S., Jr. (Buddy), LG, 1953-54-55 (c)
 Ambrose, J.R., SE, 1984-85; FL, 1986-87
 Ames, Charles F., C-T, 1901-02
 Amos, Dwayne, WR-DB, 1988; RB, 1989; CB, 1990-91-92
 Amsler, Guy, G, 1920
 Anderson, Cephus, C, 1913-14; 1916 (c)
 Anderson, Charlie A., DE, 2000-01-02-03 (co-c)
 Anderson, Deontay, DB, 2016
 Anderson, James N. (Hoss), FB, 1958-59-60
 Anderson, Justin A., DB, 2015
 Anderson, Ryder P., DE, 2017-18
 Anderson, Vernon, mgr., 1941
 Anding, Eli K., WB, 1994; UB, 1995; LB-UB, 1996; FB, 1997
 Andrews, Stacy D., OL, 2003
 Angel, Gabe J., TE, 2017-18
 Applewhite, Austin H., E, 1925-26-27 (c)
 Arcaneaux, Colby D., DB, 2007
 Armour, LaMark B., DE, 2005; 2007; DT, 2009-10
 Armstead, Jason E., WR, 2001-02
 Armstrong, Crowell H., LB, 1969-70-71
 Armstrong, George W., T, 1923-24
 Armstrong, James H. (Jamie), WR, 1998-99-2000-01
 Armstrong, Johnny, DB, 1981-82-83-84
 Armstrong, Tyji, TE, 1990-91
 Armstrong, William D., Jr. (Billy), DE, 2003
 Arnette, J.W., T, 1944
 Arnold, John Wes, Jr., mgr., 1966
 Arnold, Robert P., LB, 1972; DE, 1973-74
 Arrington, Perry, C, 1988-89
 Ashford, Andre L. (Andy), trainer, 1972
 Ashley, Tyrone, SE, 1989; FL-DB, 1990; RB-DB, 1991
 Ashlock, Alex A., LB, 2017

Aston, Vernon (Monk), C, 1935-36-37
 Aultman, Todd, mgr., 2008
 Austin, Kent, QB, 1981-82-83-84-85
 Austin, Oliver A., mgr., 1910
 Autrey, Winkey, C, 1937-38-39
 Avery, John E., RB, 1996-97 (co-c)
 Ayers, Chris, mgr., 1989
 Ayers, Richardson, C, 1908
 Ayodele, Iroko T., DB, 2003-04

B

Bacon, Jeff, LB, 1984-85-86
 Bagwell, C.L., T, 1917-18
 Bagwell, Michael W. (Mike), WB, 1970
 Bah, Alahje, mgr., 2017-18
 Bailess, Robert R. (Bob), LB, 1971-72-73
 Bailely, Darone, OL, 2013
 Bailey, James, TE, 1993
 Bailey, Jay Alan, LB, 1978
 Bailey, Robert A. (Bob), 1963
 Bailey, Robert W., M, 1966-67-68 (co-c)
 Bailey, William Jason, trainer, 1997-98; video, 1999-2000-01
 Baker, Jerry E., FB-RHB, 1954-55-56
 Baker, Mark M. (Mitch), DT, 1997; OG, 1998
 Baker, Zikerrion K., DB, 2018
 Baldwin, Randy, RB, 1989-90
 Ball, John H., HB, 1914; 1916
 Ball, Warren N. (Bo), E, 1958-59-60
 Baltz, Shane M., mgr., 2010-11
 Bane, Bob, mgr., 1977
 Bangura, Abdulai T. (Abdul), DB, 2012
 Banks, Nathaniel S. (Nate), DB, 2004-05-06-07
 Barber, John T., RH, 1954
 Barbour, Calvin C., Jr., HB-QB 1919-20-21-22 (c)
 Barfield, Kenneth A., T, 1950-51
 Barker, Reuben A. (Rube), T, 1911-12
 Barkley, Samuel Ross, WR, 2000-01-02
 Barkley, William Donald, LE, 1955; 1957
 Barlow, Bobby, trainer, 1985-86
 Barlow, T. Michael, TB, 1974
 Barnes, Blake, mgr., 1977
 Barnes, Phillip E. (Gene), DT, 1996-97
 Barnett, Eddie Lee, G, 1967
 Barrett, Dillon J., TE, 2015
 Barry, Wm. T. (Bill), FLK, 1971-72
 Barron, William P. (Will), mgr., 2001
 Bartling, McNeil (Doby), QB, 1934-35
 Basham, Wm. Earl, T-G, 1959-60-61
 Baskin, John Frank, DT, 1969
 Bass, Ian Y., RB, 1999; RB-LB, 2000
 Bass, Robert C., K, 2005
 Bates, G.C., RT-LG, 1905-06
 Batten, H.C., FB, 1926
 Battiste, Chris, OG, 1992
 Battle, Miles C., WR, 2018
 Baumsten, Herb, QB-FB, 1935-36-37
 Beanland, Gayle C., QB, 1898-99; 1902
 Beasley, Alyssa, trainer, 2008
 Beatty, Edwin M., C, 1951-52-53 (c)
 Beck, Drake A., WR, 2018
 Beck, John Robert, LB, 1976-77
 Beck, John W., III (Johnny), video, 2001-02
 Beckett, B.B., LE, 1901-02
 Beckett, George B., LE, 1900
 Beckett, Richard C., Jr., RE, 1905
 Beddenfield, Marcus E., 1934
 Bedingfield, Wm. Ray, C, 1963-64-65
 Bell, Daniel II (Danny), DB, 2003
 Bell, James Brandon, WR, 2015
 Bell, Jeffrey D., trainer, 1980
 Bell, Jonathan (Jon), FB, 1992; DE, 1993
 Bell, Justin L., OL, 2012-13-14-15 (co-c)
 Bell, Tim, trainer, 1980-81-82

Bello, German M., OL, 1999-2000-01
 Bender, Charles A., FB, 1913-14
 Benedetto, Benjamin M. (Ben), FB, 2008
 Bennett, Bryon L., DL, 2011-12-13-14
 Bennett, Gardner, G, 1937
 Bennett, James K. (Bo), DE, 1996; FB, 1997
 Bennett, Preston (Pep), QB, 1940-41; 1946
 Bennett, Tony (Gator), DE, 1986; NG, 1987; OLB, 1988-89 (co-c)
 Bentley, Marshall C., G, 1929
 Benton, Robert Hollis, RT, 1958-59-60
 Benvenuti, Joseph D., DT, 1974
 Berger, Andrew J. (Andy), WR, 1994
 Bernacchi, Robert, T, 1940-41-42
 Bernard, Dave, FB-HB, 1934-35-36
 Berry, Lance, K, 1992
 Berry, O.L., mgr., 1925
 Berry, Ontario, DB, 2012-13
 Berry, Ryan, mgr., 2003
 Berryhill, Herman, E, 1934
 Besselman, Jim, OG, 1986; OT, 1987
 Bethay, Kenneth Lee, trainer, 1980; 1982
 Bettis, Jeffery A. (Adam), TE, 1996-97-98-99
 Bevil, Scott, mgr., 1988
 Biddle, RaTavious A. (Taye), WR, 2002-03-04-05
 Bidgood, Charles S., C, 1947-48
 Biggers, Neal B., HB, 1929-30-31 (c)
 Bigham, C.S., sub., 1908
 Bigham, Justin G., FB, 2011-12; TE, 2013
 Bilbo, G.W., E-G, 1931-32-33
 Bilbo, J.P., G, 1935-36-37
 Bilbrew, Damon A., WR, 1995-96
 Bilbro, John Wilson, mgr., 2014
 Biles, George Lacey, HB, 1924-25-26
 Billings, Darron, FB, 1988; RB, 1990-91 (co-c)
 Bing-Dukes, Detric, LB, 2016-17-18
 Bingham, Dwight, DE, 1982-83-84
 Binkley, Lesley H. III (Les), K, 1999-2000
 Bisbing, Willard, LH, 1938
 Bishop, Clarck D., E, 1949
 Bishop, Smith, T, 1913-14
 Bivens, Quentin B., DE, 2018
 Black, Willis W., HB, 1954
 Blackwell, Anse, E, 1938
 Blackwell, Bernard, LG, 1944-45-46-47
 Blair, Earl E., LHB, 1952-53-54-55
 Blair, George L., LHB, 1958-59-60
 Blair, Wiley S., sub., 1905
 Blake, Justin C., DE, 1999-2000
 Blake, Kent A., trainer, 1978
 Blake, Walter G., RG, 1893-94
 Blakemore, Robert E. (Bob), DE, 1980-81; DT, 1983-84 (co-c)
 Blalack, Charley, mgr., 1956
 Blalack, John W., QB, 1954-55-56
 Blanchard, Reginald, mgr. (video), 1997
 Blanchard, Travis K., DB, 2000-01-02-03
 Blankenbaker, R.H., HB-G, 1926-27-28
 Bledsoe, Trey, WR, 2014-15-16-17
 Blount, Clayton, HB, 1946
 Blount, Joseph L., LB, 1967-68-69
 Blount, Kenneth Lloyd, S, 1970
 Boatman, Johnny, FB, 1985-86
 Boatright, Benjamin T. (Ben), K, 2003
 Bogard, Harold, E, 1935
 Boggan, Rex Reed, RT, 1949-50; 1954
 Bolden, Brandon M., RB, 2008-09-10-11 (co-c)
 Bolden, Saud Paul, DT, 1997
 Bolin, Treva (Bookie), RG, 1960-61
 Bonds, Eldridge D. (Bubba), WR-Holder, 1993-94-95
 Bonds, William A. (Tony), G-C, 2002-03-04-05
 Bonham, Vince, C, 1988-89
 Bonner, Antonious D., FS, 1993-94
 Bontrager, Thomas, trainer, 1984-85
 Bookout, B.E., HB, 1917

Boone, James T. (Pete), C, 1970-71-72
 Boone, Michael L., DT, 1996-97-98-99
 Booth, Carl C., III (Cliff), MG, 1968
 Booth, Thomas Daniel, DL, 2001-02-03-04
 Boothe, R.V., sub., 1893
 Bouldin, Daronte L., OL, 2014-15-16-17
 Bounds, Wayne Stanley (Stan), QB, 1973; 1975
 Bourdeaux, R.H., sub., 1893
 Bourne, Robert, G, 1961
 Bournes, Kendrick M. (Ken), LB, 2003
 Boutwell, George, C, 1928-29-30
 Boutwell, Jeffrey C. (Jeff), WR, 1995-96-97
 Bowen, B.C., RT, 1898
 Bowen, John H., Jr. (Buddy), QB, 1946-47-48
 Bowen, John H., III (Bo), TB, 1967; FB, 1968-69 (co-c)
 Bowen, Mark Sutton, SE, 1976
 Bowens, Tim, DT, 1993
 Bowers, Christopher (Chris) L., DE, 2005-06-07-08
 Bowers, Samuel H., QB, 1919
 Bowie, Idrarius (D.D.), DB, 2017
 Bowles, Wallace C., T-G, 1929-30-31
 Bowman, Gayle, HB, 1955
 Boyce, Benjamin (Ben) J., C, 2005
 Boyce, Boykin, G, 1944-45
 Boyce, Dan R., Jr., OG, 1983; LB, 1984-85
 Boyd, Danny, CB, 1989-90-91-92
 Boyd, Lucas, mgr., 1953
 Boyd, Robert C. (Bobby), QB, 1962
 Boykin, A.L. (Showboat), HB-FB, 1949-50-51
 Boykin, McKinley, DL, 2002-03-04-05
 Boyles, Jonas E., Mgr., 2013
 Bozeman, James Michael, DL, 2002-03-04-05 (co-c)
 Bradlock, William D. (Dusty), DT, 1999-2000-01
 Bradley, Bruce B., LH, 1949-50
 Bradley, Kimble, QB, 1936-37-38 (c)
 Brady, T.P., LT, 1893
 Braithwaite, Joshua D., DB, 2005
 Brandon, Gary, mgr., 1978
 Brandon, Ronnie, mgr., 1980
 Brasher, Kristopher L. (Kris), trainer, 1995
 Brashier, Rodgers, G, 1952-53-54
 Brassell, Nickolas (Nick) J., WR-DB, 2011
 Brazley, Eugene W., RB, 2014-15-16-17
 Breaux, Lionel D. Jr., WR, 2007-08-09-10 (co-c)
 Breland, Hugh Gregory, P, 1973-74
 Breland, Jesse J., FB-HB, 1912-13
 Breland, R.Q., mgr., 1923
 Brenner, George, FB, 1950-51-52
 Brent, Zachary (Zack) E., OL, 2009-10
 Brents, Darrel, C, 1944
 Bressler, Arthur (Art), Jr., OG, 1971-72-73
 Brewer, Brett, P, 1984
 Brewer, Derek O., DB, 1980
 Brewer, Grady, FB, 1945
 Brewer, Jack, E, 1944
 Brewer, Joe, G, 1982-83; LB, 1984; NG, 1985
 Brewer, Johnny Lee, RE, 1957; 1959-60
 Brewer, Homer E. (Billy), DB-QB, 1957-58-59
 Breyer, Alex, G, 1934-35-36
 Brice, Alundis, FS, 1991-92; CB, 1993; CB, 1994 (co-c)
 Bridgers, David I., C, 1946-47
 Bridgers, David I., Jr., C, 1968; WG, 1969-70
 Bridgers, Lloyd M., mgr., 1975
 Bridges, James T., E, 1951-52
 Bridges, Roy, QB, 1917 (c)
 Bridges, Tony, CB, 2015-16
 Briggs, Charles E., mgr., 1924
 Brinkley, Lester, DT, 1985-86-87-88
 Brister, Fred E., III, LB, 1968-69-70
 Brister, Herndon, FB, 1930
 Brister, Thomas S., RE, 1961
 Britt, Alvin, C-G, 1931-32-33
 Britt, Oscar, G, 1940-41-42
 Broadway, James M. (Jim), P, 2012
 Brooks, Jamarus, mgr., 2018

ALL-TIME LETTERMEN

Brooks, Jimmy R., TE-DL, 2002; TE 2003-04-05
 Broussard, Joe, T, 1965
 Brown, Allen, E, 1962-63-64 (co-c)
 Brown, Alton L., DT, 1971-72
 Brown, Arthur (A.J.), WR, 2016-2017-18
 Brown, Timothy B. (Ben), OL, 2018
 Brown, Bryan T., DB, 2003-04-05-06
 Brown, Burkes, OT, 1991-92
 Brown, Carter, HB, 1952
 Brown, Chad, DL, 1991-92 (co-c)
 Brown, Chelarvez, C. (Chief), DB, 2012-13-14-15
 Brown, Colon, HB, 1929-30
 Brown, Dean, SE, 1983; 1985
 Brown, Ernest Herman, S, 1970; SLB, 1971
 Brown, Fadol C., DE, 2014-15-16
 Brown, Fred, G, 1946
 Brown, Jerry G., T, 1959-60-61
 Brown, Johnny L., DB, 2007-08-09-10 (co-c)
 Brown, Josh, mgr., 2006-07
 Brown, Matthew D. (Matt), TE, 2013-14-15
 Brown, McCarthy B. (Mac), P, 2017-18
 Brown, Melvin A., RB, 1979; CB, 1980-81-82
 Brown, Michael D., OL, 2010
 Brown, Patrick, LB, 1982-83-84-85
 Brown, Raymond L., QB, 1955-56-57
 Brown, Renard T., FB, 1992-93; DE, 1995 (co-c)
 Brown, Stuart T., WR, 1995-96-97
 Brown, Terrell T., DT, 2011; OL, 2012
 Brown, Tim, OG, 1988-89 (co-c)
 Brown, Titus, FL, 1986
 Brown, Tony, OLB, 1990-91
 Brown, Whitney, trainer, 2004-05-06
 Brown, Wm. Van, WB, 1967; KS, 1968
 Brownlee, Vincent, WR, 1990-91
 Brownlee-Cantrell, Whitney, trainer, 2003
 Bruce, John, QB, 1944-45
 Brumfield, Lamar T., LB, 2007-08-09
 Brunetti, Barry B., QB, 2011-12-13
 Bryan, Wesley K., P-K, 2004
 Bryant, Darrell H., mgr., 1999-2000
 Bryant, Serderius, LB, 2011-12-13-14
 Bubrig, Eric S., C-OT, 1995-96
 Buchanan, John P., DE, 1974
 Buchanan, Oscar E., T, 1944
 Buchanan, Oscar W. (Red), QB-LB, 1946-47-48
 Buchanan, Brooks R., QB, 2014-15
 Buckles, Douglas M. (Doug), OG, 2001-02-03-04 (co-c)
 Buford, Detarius K. (D.K.), RB, 2015-16-17-18
 Bullard, Tyler, video, 2016
 Buntin, R.R., G, 1915-16
 Burdette, Quintavius M., DB, 2012-13-14-15
 Burford, Cecil, trainer, 1983-84
 Burgess, Derrick L., DT, 1997; DE, 1998-99-2000 (c)
 Burgess, G. Bentley, DE, 1980
 Burke, Charles G., Jr., LE, 1955; 1957
 Burke, Jack, HB, 1931-32
 Burke, Webster W., C, 1924-25-26 (c)
 Burke, Robert O., Jr., WT, 1969-70; QT, 1971
 Burkhalter, Charles Stephen (Steve), DT, 1971-72-73
 Burselson, Charles, T, 1952
 Burnett, Harvey, QB, 1930
 Burnett, W.D. (Dump), T-G-FB, 1927-28-29 (c)
 Burns, Carlos B., mgr., 2001-02-03
 Burns, Tanner J., DB, 2012
 Burns, Willie, CB, 1977-78
 Burrow, Cory G., SP, 2001
 Burrow, John D., DB, 1979-80-81; FS, 1982
 Burton, Pierce W., OL, 2012-13
 Busch, William K. (Billy), LB, 2013-14
 Bush, Alan L., ST, 1965-66-67
 Bush, Bill, OG, 1989; DL, 1991
 Buster, Christopher C. (Chris), mgr., 2000-01-02
 Butler, George H., LG, 1900
 Butler, James N. (Jim), G, 1944
 Buys, Mark Talbot Jr., OL, 2014-15-16

Byrd, Ronard K. (Rocky), QB, 1949-50-51

C

Caccamo, Dan, SS, 1977-78-79
 Cadden, Blake C., trainer, 2010-11
 Cadden, Kelsey, trainer, 2014
 Cage, Charlie, Jr., DT, 1976-77-78
 Cagle, Brian, DT, 1988; DE, 1989; DT, 1990
 Cagle, Robert, OG, 1987
 Cahall, William C., QB, 1911
 Cain, George, FS, 1977
 Cain, Thomas E. (Trace), trainer, 2011
 Cairnes, George H., sub., 1899-1900
 Caldwell, David, FS, 1985; SE, 1987
 Caldwell, James T., LG, 1950-51-52
 Caldwell, Lilton Terry, LB, 2015-16
 Caldwell, M.F., T, 1917
 Calhoun, Bill, trainer, 1984-85
 Calicchio, Lawrence R. (Lonny), P-K, 1994-95
 Callahan, Lindy T., HB, 1949-50-51
 Callan, Erin G., trainer, 2011
 Calvert, Billy A., LB, 2001
 Campbell, David, DB, 1977
 Campbell, Eugene P., RG-mgr., 1898 (c), 1899
 Campbell, Henry A., G, 1948
 Campbell, James L., Jr., OL, 2003-04
 Campbell, Jeff, T, 1982-83
 Campbell, J.W., FB, 1916
 Campbell, Keith L., CB, 1992-93-95; SS, 1994
 Campbell, Todd C., WR, 1999
 Campbell, Tyler R., P, 2009-10-11; 2013
 Campbell, William Mike, E, 1945
 Camponova, Joseph F., KS, 1980
 Cannon, Anthony E. (Tony), RB, 1996-97-98
 Cannon, Glenn D., S, 1967-68-69 (co-c)
 Cannon, Zachary H. (Zac), mgr., 1998-99-2000
 Cantrell, James L., OT, 1975
 Cantu, Lorenzo (Herkey), OG, 1992
 Cantu, Nicholas E. (Nic), OL, 2018
 Capello, Harry, C, 1940
 Carlisle, Wm. Todd, mgr., 1968
 Carlson, Cully, E, 1935
 Carlton, John, DT, 1985; 1987
 Carmichael, Sidney J., DE, 1993-94
 Carnes, Robert Lee, E, 1916
 Carney, A.B., QB, 1918-19
 Carpenter, Charles W. (Chuck), OG, 1971
 Carpenter, Preston Caswell, TE, 1969; DE, 1970-71
 Carpenter, Carol, WB, 1967
 Carr, Oscar E, 1914
 Carruth, Bert, FS, 1991-92
 Carruth, Lester, G, 1932-33-34
 Carter, Fred S., LG-T, 1909-10-11
 Carter, Jacob A., WR, 2018
 Carter, Jeff, DB, 1988; FS, 1989-90-91 (co-c)
 Carter, Mark, trainer, 2006-07
 Carter, Raymond, G, 1965
 Carter, Sam P., G-C, 1929-30
 Carter, W. Spinks, C, 1901
 Carwell, Augustus J., OL, 2000-01
 Case, Harry, E, 1956
 Casey, Johnathan C., OG, 1994-95-96
 Casper, Raymond, QB-HB, 1931-32-33
 Castle, C.E., HB, 1945
 Castle, Lee, FB, 1941
 Castle, Richard, HB, 1945
 Caston, Hunter B., SS, 1996
 Caston, Lester B. (Brent), TB, 1964; M, 1965-66
 Causey, J.B., LT-G, 1909-10-11
 Causey, Jimmy, S, 1971; QB, 1972
 Cavin, Jack Ottis, RE, 1958
 Chamberlain, D.H., LH, 1904
 Chambers, Justin (Chase), trainer, 2015
 Champion, James E., HB, 1957-58-59

Champion, Wm. L. (Billy), LE, 1960; 1962
 Chandler, Johnny, LB, 1970-71-72
 Chandler, Kyle, RH, 1899
 Cheatham, Jack, G, 1945
 Childers, Charles, P, 1987-88-89-90
 Childers, Robert D., HB, 1952-53
 Childs, Gregory L. (Greg), DT, 1994-95
 Chisholm, Charles P., TB, 1964
 Chisolm, Richard, P, 1991-92
 Christian, Charles D., Jr., RH, 1907
 Christian, Terrence W., OG, 1975; OT, 1976-77-79
 Chumbler, Brent S. (Shug), QB, 1969-70-71
 Chunn, Clifton B. (Cliff), Jr., DHB, 1968
 Churchwell, Hanson (Bull), RG-T, 1957-58
 Clair, Logan T., OL, 2010
 Clancy, Lakendrick T. (Kendrick), DT, 1998-99 (tri-c)
 Clapp, Robert P., QB, 1899
 Clark, Bobby L., OG, 1982-83-84-85
 Clark, Charles III, DB, 2003-04-05-06
 Clark, James H., T, 1944; 1947-48-49
 Clark, Marcus R. (Mark), FLK, 1976
 Clark, Roger Lamar, DB, 1981-82-83
 Clark, Shawn C., WR, 2001
 Clark, Wesley F. (Wes), mgr. (video), 1997
 Clarke, Joshua P. (Josh), LB, 2018
 Claxton, Benjamin Z. (Ben), C, 1999-2000-01-02 (co-c)
 Claxton, Jonathan M. (Jon), RB, 2002
 Clay, Wm. F. (Bill), WB-DHB, 1963-64-65
 Cleveland, Chuck, TB, 1985; FB, 1986-87
 Clingan, Jason L., FS, 1996-97
 Clippard, Richard F., OG, 1973-74; MG, 1975
 Coates, David Patrick, QB, 1976-77
 Coatney, Josiah J., DT, 2017-18
 Cobb, Seth A., video, 2009
 Cobb, Shawn, LB, 1987-88-89-90 (co-c)
 Coburn, Devon K., DT, 1995; OT, 1996-97
 Cohen, Marcus E., OL, 2005-06-07
 Cohen, Sollie, FB, 1925-26-27
 Cohn, Abye A., HB, 1901; 1903-04
 Cohn, Henry L., RG-Mgr., 1909-10-11-12
 Coker, Wm. H. (Billy), WG, 1968-69-70
 Cola, Christopher W., OG, 1995; DT, 1996
 Cole, Alfred Lee, LB, 1980-81-82-83
 Cole, Eddie Lee, LB, 1975-76-77-78
 Cole, Milton R. (Hoppy), NG, 1980; G, 1981-82
 Cole, Ryan, trainer, 1997
 Cole, Spencer P., P, 2018
 Cole, William A., WR, 2009
 Coleman, Clifton (Cliff), DB, 2011-12-13-14
 Coleman, Dennis F., DE, 1968-69-70 (co-c)
 Coleman, Kem T., LB, 1974-75-76-77
 Coleman, Pat, FL, 1988-89 (co-c)
 Coleman, Patrick A., mgr., 2008-09
 Coleman, Ronald Justin, DB, 1998-99-2000-01
 Coleman, Roy, FLK, 1977; QB, 78-79
 Coley, James, DL, 2018
 Collette, Allen, G, 1914-15
 Collier, Antonio (Tony), FS, 1992; CB, 1993
 Collier, James W., 1895
 Collier, John Brooks, DT, 1969
 Collier, O.E., HB 1926
 Collier, Terry Lee, QB, 1967
 Collier, William C., sub., 1893
 Collins, Dehendret D., DB, 2012-13
 Collins, Dudley, mgr., 1931
 Collins, Leon C. (Chris), WR, 2000-01-02-03 (co-c)
 Colquett, Marilou, Trainer, 2018
 Commiskey, Charles E. (Chuck), C, 1977; 1979; OG, 1980
 Conerly, Cecil L. III (Tank), mgr., 1977
 Conerly, Charles A. (Charlie), LHB, 1942; 1946-47 (c)
 Conlee, Clint, OT, 1990-91-92-93 (co-c)
 Conley, Christopher B. (Chris), P, 2011-12-13
 Conn, Abe H., FB, 1898; 1901
 Conner, Antonio (Tony), DB, 2013-14-15-16

Conner, Clyde R., T, 1902; 1906
 Conner, Edgar E., RT, 1901
 Conroy, James, HB, 1944
 Contartesi, Richard (Richie) A., WR, 2009-10
 Conyers, Robert M., OL, 2013-14-15-16
 Cook, Casey, trainer, 1997-98
 Cook, Jason D., FB, 2005-06-07-08 (co-c)
 Cook, Richard, HB, 1925
 Cook, Steven Chad, LB, 1997-98-99-2000
 Cook, William Henry, FB, 1893-94 (c)
 Cooley, Octavius, TE, 2016-17-18
 Cooper, Allan, trainer, 1993
 Cooper, Charles, T, 1945
 Cooper, Fahn, OL, 2014-15
 Cooper, Harold, LG, 1956-57-58
 Cooper, Jason, trainer, 1999-2000
 Cooper, Joshua M. (Josh), DE, 2000-01-02-03
 Cooper, Kevin J., P, 1996-97
 Cooper, Kyle M., LE, 1907
 Corral, Matt A., QB, 2018
 Core, Cody D., WR, 2012-14-15; DB-WR, 2013
 Corral, Jonathan X., LB, 2006; 2008-09-10 (co-c)
 Corroero, Van Sam, OG, 1973-74
 Cothren, Jennings Paige, FB, 1954-55-56
 Cottam, Chris C., OT, 1978-79-80 (co-c)
 Courtney, Marvin, RB, 1990-91-92-93
 Covington, Louis J., DB, 2012
 Cowan, John Kuhl, RT, 1893-94
 Cowan, R.C., RT, 1901
 Coward, Charles B., LB 1967
 Cowart, E.M., E, 1917-18-19 (c)
 Cox, Owen E., G, 1950
 Cox, Peyton, OL, 2018
 Craddock, Benjamin A. (Ben), P-H, 1998-99-2000
 Craddock, Tyler J., LB, 1996
 Crain, Charles K. (Ken), mgr., 1994-95
 Crain, Milton, C, 1956-57-58 (co-c)
 Crain, Sollie M., T-G, 1921-22-23-24
 Crawford, Edward S. (Eddie), III, LHB, 1954-55-56
 Crawford, Frank N., DB, 2010-11-12
 Crawford, James A., RG, 1946-47-48-49
 Crawford, Othar A. Jr., LG, 1947; 1949-50-51 (c)
 Creekmore, Rufus H., T-C, 1918-19-20 (c)
 Creel, Jennifer, trainer, 1997
 Crespino, Robert (Bobby), RHB, 1958-59-60
 Crisman, William O., LH, 1900-01-02
 Critz, FA., Jr., RH-LH, 1900; 1902
 Crocker, W. David, TE, 1974
 Crook, G.W., FB, 1920
 Crook, Jerry, HB, 1945
 Crosby, William F. (Buddy), HB, 1961-62
 Crowder, Talbert T., 1937
 Crowe, Dorman, C, 1938
 Crull, Luther P. Jr. (Putt), MG, 1968
 Cummins, Anthony, trainer, 1997
 Cunningham, Julian D. (Doug), TB, 1964; WB, 1965; TB, 1966 (co-c)
 Cunningham, James W., LH-sub., 1905-06
 Cunningham, Stephen Vincent (Steve), RB, 1981; CB, 1982; FL, 1983; CB, 1984
 Curd, H.P., mgr., 1919
 Curland, Marvin, FB, 1946
 Curlee, F.M., RG, 1900
 Curtis, Chester, HB, 1932-33-34
 Curtis, E. Maxwell (Max), Mgr., 2013
 Curtis, J.E., HB, 1915
 Curtis, Shawn L., DE, 2016-17
 Custis, Montrell, DB, 2016-17-18

D

Dabbs, Willis N. (Woody), RE, 1960-61-62
 Dale, Roland H., C, 1945; T, 1947-48-49 (c)
 Dalton, Andy, trainer, 1988-89-90
 Dalton, Anthony D. (Tony), DT, 1979-80; G, 1981-82

ALL-TIME LETTERMEN

Daly, Jerome, HB, 1942
 Daniel, Joshua J. (Josh), trainer, 1997-98-99-2000-01
 Daniels, Jerry S., E, 1958-59-60
 Dantzler, Larry D., LB, 1974-75; DE, 1976; LB, 1977
 Darby, Al, trainer, 1982
 Darnell, John, QB, 1987-88-89 (co-c)
 Dasher, Vernon, Jr., DB, 2018
 Davenport, Butch, DB, 1985; CB, 1986-87; FS, 1988
 David, Sincere W., DT, 2018
 Davidson, J.W. (Wobble), E, 1939-40-41 (co-c)
 Davidson, P.G., E, 1919-20
 Davis, Andrew (Drew) H., QB, 2015-16
 Davis, Cary Joe, mgr., 2011-12
 Davis, Carlos M., RB, 2012; CB, 2013, 2015-16
 Davis, Curtis Reed, LE, 1961-62-63
 Davis, Derrick L., RB, 2007-08-09
 Davis, Edwin D., T, 1929-30
 Davis, Enrique A., RB, 2008-09-10-11
 Davis, Frank, HB, 1945
 Davis, Frank Oliver, RHB, 1900
 Davis, Harry, HB, 1949-50
 Davis, J.E., E, 1923-24
 Davis, John Kyle, mgr., 2011-12
 Davis, Kendall H., mgr., 2014
 Davis, Lee Andrew, CB, 1981; 1983-84
 Davis, Luke A., LB, 2015-16
 Davis, M. Lake, mgr., 2014
 Davis, Mark, mgr., 1983
 Davis, Paul, C, 1942; 1946
 Davis, Richie, NG, 1986-87
 Davis, Robert, T, 1924-25-26
 Davis, Shed H., T, 1921-22-23-24
 Davis, Steve, QB, 1990-91
 Davis, Thomas D., RH-sub., 1899, 1900
 Davis, Thomas L. (Tom), WR, 2000
 Dawson, D.A., HB, 1915
 Day, Charles E., T, 1940
 Day, Herman (Eagle), QB, 1953-54-55
 Day, William Glynn, LCB, 1976-77-78
 Dean, Charles W., 1945
 Dean, Guy D., FB, 1901-02
 Dean, Nikolas R., TE, 2018
 Dean, William J. (Joe), LT, 1962-63-64
 Dear, W.C., HB, 1913; 1915
 Dearie, Steven Patrick, TE, 1981
 Deaton, Daniel B. (Penny), SE, 1969
 DeFoor, Jack P., OL, 2017
 DeLoach, Vicente E., DE, 2005-06-07
 Denmark, Eric, T, 1983-84
 Dennis, Chris, mgr., 2003-04-05
 Dennis, Walter M. (Mike), TB, 1963-64-65 (co-c)
 Denny, Billy, TE, 1977-78-79
 Denny, Will C., LS, 2011-12-13-14
 Dent, Edward L., RG, 1903
 Dentley, Tony, FB, 1986
 Desler, Jonathan L. (Jon), CB, 1993; 1995; FS, 1996
 Dew, Cliff, C, 1990-91 (co-c)
 DeWeese, Pete, mgr., 2001; 2003-04
 Dickens, Luther (Curley), T, 1934-35-36
 Dickerson, Cecil R., HB, 1946
 Dickerson, David L., E, 1952-53-54
 Dickey, Bubba, LB, 1985-86-87; OG, 1988
 Dickson, Donald, RG, 1960-61-62
 Diley, Brian V., mgr., 1998-99
 Dill, John Reginald (Reggie), LB, 1970; DE, 1971-72 (co-c)
 Dill, Kenneth D. (Kenney), C, 1961-62-63 (co-c)
 Dillard, Wilson Jr., HB, 1950-51-52
 Dillingham, Bruce, Jr., DHB, 1965-66-67
 Dixon, Breon D., DB, 2017
 Dixon, Johnny, CB, 1990; SS, 1991-92-93 (co-c)
 Dodd, Allen P., LG-LT, 1902-03-04-05 (c)
 Dodson, Leslie, HB-FB, 1938-39-40
 Dodson, Mark A., RB, 2013-14
 Donahue, Tyler, trainer, 2007-08
 Donnelly, Ross P., DT, 2015-16-17-18

Dongieux, Paul A., LB, 1969-70-71 (co-c)
 Dorrach, Clinton E., G, 1913
 Dorough, Will, mgr., 2007-08
 Dorsey, Wayne D. II, DE, 2010-11 (co-c)
 Dossett, Horace, T, 1938-39-40
 Dotson, Albert C., CB, 1976-77
 Dotson, Dewayne, LB, 1992-93 (co-c)
 Dotson, G. Kenneth, DT, 1980-81-82
 Dottley, John (Kayo), FB, 1947-48-49-50
 Doty, Arthur W., LH, 1960-61
 Dowdy, Luke, mgr., 2017
 Dowell, Wade, C, 1977
 Downing, Henry M., sub., 1903
 Doyle, L.A., 1918
 Drewry, Robert G., 1953-54-55
 Dubuisson, Gene H., C, 1953-54-55
 Duck, Charles E., G, 1955-56
 Duke, Jared N., OL, 2010-11-12-13
 Duke, John Gayle, QB, 1894
 Dunagin, Charles Ado, T, 1937-38-39
 Dunaway, James K. (Jim), RT, 1960-61-62
 Duncan, Derek, mgr., 1983-84
 Duncan, Sam, trainer, 1978
 Dunlap, William E. (Ted), trainer, 1998; 2000-01
 Dunn, Drew, Mgr., 2013
 Dunn, Perry Lee, QB, 1961; FB, 1962; QB, 1963
 Dunn, Ryan J., Mgr., 2013
 Dunn, Thomas, HB, 1931
 Durfey, Allan P., HB, 1918
 Dyer, Dylan A., TE, 2013; 2015
 Dykes, Jewell Kenneth, Jr., mgr., 1968

E

Earnest, Josh E., video, 2004; 2006
 Easton, Cordera J., RB, 2006-07-08-09
 East, F.J., G, 1915
 Easterling, Harvey Jay, KS, 1979
 Eastland, Antonio Martez, RB, 2010
 Easton, Mike, OT, 1989
 Eckers, Thomas, III, OL, 2005-06-07
 Edwards, Alex, mgr., 2018
 Edwards, Eddy, trainer, 1975
 Edwards, Trey, mgr., 2006-07
 Edwards, Xavier Omar, OT, 1995; OG-OT, 1996-97
 Elam, Shane F., DE, 1998-99-2000 (c)
 Ellis, Timothy L. (Tim), QB, 1974-75-76-77
 Elmer, Frederick W., RE-RH-mgr., 1900, 1901 (c), 1902, 1903 (c), 1904
 Elmer, James C., RT, 1906
 Elmore, James Douglas (Doug), QB, 1959-60-61 (co-c)
 Elmore, J.W., 1924
 Elston, Demontrae D. (Trae), DB, 2012-13-14-15
 Ely, James Michael (Mike), mgr., 1974-75-76
 Embry, Joseph S. (Joey), OT, 1996
 English, Gino D., FLK, 1980-81-82
 Engram, Evan, TE, 2013-14-15 (co-c), 2016 (co-c)
 Enoch, Eugene S., QB-sub., 1900-01-02
 Enochs, W.B., C, 1926-27
 Epperson, Elijah (E.J.) J., TE-FB, 2009; FB, 2010-11; DE, 2012
 Epting, John Booth, HB, 1922
 Erickson, W.C. (Bill), T, 1946-47 (alt-c)
 Erves, Dale V., LB, 1979-80; FB, 1981
 Erves, James C., DT, 1979-80
 Erwin, Clay, DE, 1977; 1980-81
 Espy, Michael William A. (Mike), WR, 2002-03-04-05
 Estes, Herman Donald, mgr., 1964
 Estes, Terry, mgr., 1970
 Etua, Daniel, trainer, 1997-99-2000
 Eubanks, Bill, LE, 1940-41
 Eubanks, Oscar G., 1921
 Evans, David L., NG, 1993; OG, 1994; DT, 1995-96
 Evans, Guy E. (Butch), QB, 1974; DE, 1975
 Evans, Harrison, G, 1916

Evans, J.P. (Joe), E-QB, 1912-13-14
 Evans, Lorenval D., Jr. (Donta), LB, 2017-18
 Evans, Victor L., DE, 2015-16-17-18
 Ewell, Todd, mgr., 1997-98

F

Fabris, Jon Michael, FS, 1976-77; CB, 1978-79
 Fabris, Robert Stratton, TE, 1975; SE, 1976-77
 Fagan, Julian W., III, P, 1967-68-69
 Fair, Davis L. (Deck), LG, 1901
 Fair, Davis L., Jr., 1936
 Fair, Frank L., LE, 1903
 Fair, Eugene L. (Gene), mgr., 1937
 Faniel, Alex D., TE, 2018
 Fant, Frank C., G, 1947-48-49
 Farber, Hap, SE, 1967; DE, 1968-69
 Farish, William S., RT-FB, 1899
 Farmer, C.E., G, 1918-19
 Farmer, Fred A., DHB, 1968-69-70
 Farmer, James J., T, 1966-67
 Farragut, Kenneth D., C, 1947-48-49-50 (c)
 Farrar, Donald H. (Don), QB, 1968; 1970
 Farris, Wm. J. (Bill), DE, 1973-74-75
 Fedric, Jones, mgr., 1932
 Feeley, Jacob F., C, 2015-16
 Feemster, J.H., T, 1919-20; 1922
 Fein, Antonio D. (Tony), LB, 2007-08
 Felts, Morris Leon, TB, 1968-69; SE, 1971
 Ferguson, David, trainer, 1988-89
 Ferguson, Troy M. (Huck), NG, 1993-94
 Ferrill, Charles, C, 1931
 Ferrill, Charles B., RT, 1960
 Few, William R. (Will), LS, 2015-16
 Field, Richard J., HB, 1917
 Fields, Jimmy, NG, 1985
 Finger, William, G, 1915
 Finley, James A., FB-QB, 1904-05
 Fischer, David M. (Danny), FLK, 1976
 Fisher, Bobby F., LE, 1954-55
 Fisher, Lasilas Comone, DL, 1996-97-98-99
 Fisher, Ta'Boris L., WR, 1993; WB, 1994; HB, 1995-96
 Fitzgerald, Kyle G., video, 2009
 Fitzsimmons, Mike, NG, 1983; DT, 1984-85-86
 Flack, Jackie, LH, 1940-41
 Flakes, Everett, DB, 1984; SS, 1985-86
 Flatt, Ethan G., QB, 2004-05
 Fleming, Gordon W., Jr. (Rocky), RE, 1964; MM, 1965; WB, 1966
 Fletcher, Andrew D., K, 2013-14
 Fletcher, Ralph E., QB, 1912
 Fletcher, Robert J., E, 1947-48-49-50
 Fletcher, Spence, trainer, 1988-89
 Flournoy, Maurice L., HB, 1998; WR, 1999
 Flowers, Charles (Charlie), FB, 1957-58-59 (co-c)
 Flowers, Jesse, T, 1931-32-33
 Flowers, William R. (Bill), WR, 2001-02-03-04
 Follett, Michael J. (Mike), mgr., 1993-94-95
 Foose, Sam, E, 1935
 Forbes, George, trainer, 1988
 Ford, Artis, DL, 1990-91-92
 Ford, Cecil A., RT, 1961-62-63
 Ford, Jarvis K., Mgr., 2013
 Forester, Michael W., C, 1974; DT, 1975-76
 Fortson, Edward D. (Ed), DT, 1994-95
 Foster, John M., LE-RH, 1898-99-1900-01-02 (c)
 Foster, Willie, FLK, 1978
 Fountain, Michael A., CB, 1978-79-80
 Fountain, Kweisi J., DB, 2017-18
 Fourcade, John, Jr., QB, 1978-79-80-81
 Fourcade, Keith J., LB, 1979-80-81-82
 Fowler, Ronald M. (Ronnie), C-G, 1964-65-66
 Fox, Otis T., DE, 1995
 Foxworth, W.L., QB, 1893
 Frame, J.S. (Buntin), DHB, 1965

Franklin, Bobby Ray, QB, 1957-58-59
 Franks, Floyd W., SE, 1968-69-70
 Franks, Michael Dwayne, TB-SE, 1970; DHB, 1971
 Fraser, D.R., mgr., 1928
 Fratesi, Michael L. (Mickey), S, 1971; M, 1972; SS, 1973
 Freeman, W. Dalton, mgr., 2011
 Freightman, Phil, S, 1978-79
 French, Rufus J., TE, 1996-97-98
 Friedrichsen, Mark, T, 1982-83
 Frigo, Craig, OL, 2014
 Frishman, Leon B., mgr., 1967
 Frye, J.P., G, 1940-41
 Frye, William, FB, 1937
 Fryogle, Bruce G. (Trey), WR, 2001
 Fuerst, Robert J., G, 1946; 1948-49
 Fulton, Lyman A., mgr., 1981
 Funderburk, Joe, T, 1915
 Furlow, Frank, QB, 1940

G

Gaddis, Jack T., HB, 1913
 Gaines, Corey J., DT, 2010; C-FB-DT, 2011; OL, 2012
 Gaither, Christy A., trainer, 2002
 Galey, Charles D., (Red) E, 1945-46-47
 Gallegos, Jordan J., WR, 2015
 Gallik, Gerald, OT-C, 1985, OT, 1986
 Garbutt, Aaron, DB, 2011; LB, 2012
 Gardner, Sam, mgr., 2016-17
 Gardner, Thomas, mgr., 1938
 Gardner, William P., G, 1919
 Gardner, Wm. Douglas, G, 1932
 Garner, Ernest L., Jr. (Lee), FB, 1964; LB, 1965-66
 Garner, John C., Jr., DE, 1968
 Garner, Robert L. (Bobby), QB, 1976-77-78 (c)
 Garnett, C.L., 1895
 Garrett, Jeremy M., DL, 2004-05-06-07
 Garrett, Ryan, mgr., 2016-17
 Garrigues, Robert M., DHB, 1966-67-68
 Gartrell, J.E., LT, 1900
 Gary, Oscar Knox, Jr., LG, 1951-52
 Gates, DeMarquis L., LB, 2014-15-16-17
 Gates, Hunter, G, 1946
 Gates, Robert, W., DE, 1997-98
 Gatlin, Todd E., KS, 1980-81-82
 Gazelle, J.J., HB, 1922
 Gebbia, Rich, TE, 1988-89
 Gee, Charles Thomas, LB, 2001
 Gelin, Edwin P., DB, 2004
 Genovese, Ross, OT-C, 1984-85
 George, Alonzo P., G-HB, 1917; 1919-20
 Gerald, Daverin A., OL-DL, 2006; C, 2008-09
 Gerrard, Albert L., Jr. (Bud), C, 1945; 1949
 Gibbs, Jerry D. (Jake), QB, 1958-59-60 (co-c)
 Gibson, E.B., 1895
 Gibson, Jonathan, OG, 1992
 Gibson, Michael L. (Mike), DL, 2002-03
 Gilbert, Kline, E-T, 1950-51-52 (co-c)
 Gill, Christopher W. (Chris), OL, 2012
 Gill, Virgil, T, 1932-33-34
 Gilliland, John L., DE, 1968-69-70
 Gilruth, I. Newton, LE-RT, 1899-1900
 Gipson, Malvin, TB, 1978; DB, 1979; TB, 1980-81
 Givens, Alexander R. (Alex), OL, 2016-17-18
 Gladding, Charles, E, 1939
 Gleeson, William T. (Will), P, 2014-15-16-17
 Glover, Will H., LH, 1947
 Gober, Oscar, 1921
 Godwin, Chauncey, DB, 1988; CB, 1989-90-91
 Goehe, Richard, RT, 1953-54-55
 Goethie, Andrew Lanier, LB, 1999-2000-01-02 (co-c)
 Goff, Rob, C, 1986-87
 Golson, Austin, OL, 2013
 Golson, Senquez D., DB, 2011-12-13-14
 Gonzalez, Michael Canning, mgr, 2010-11

ALL-TIME LETTERMEN

Goodloe, Willie, TB, 1984-85-86-87
 Goodwin, Arthur, LE, 1940
 Gordon, Craig, mgr., 1982
 Gordon, J. Otis, G, 1919
 Gordon, Louis, LB, 1988; OLB, 1989; TE, 1990
 Gordon, Roger, FB, 1977
 Gourley, John J., trainer, 1991-92-93-94
 Graeber, Jerry B., SS, 1992; FS, 1993; FS, 1994 (co-c)
 Graham, B.L. (Country), E, 1936-37-38
 Graham, Darryl E., P, 1980-81-82
 Graham, Corey, D., CB, 1997
 Graham, Michael F. (Mike), SE, 1965
 Grandy, Jesse D., WR, 2009-10
 Grant, Dantarius Terrell, DB, 2010; WR, 2011-12-13
 Grant, Roy Oliver, OG-T, 1975; OG, 1976
 Grant, Uriah R., DT, 2011-12
 Grant, Walter G., K, 1993-94
 Grantham, James Larry, LE, 1957-58-59
 Graves, Joe E. (Jody), QB, 1965-66
 Graves, Sam Ervin, III, LB, 1966-67
 Gray, Brad, P, 1991-92
 Gray, Bradley J. (Brad), mgr., 2001-02-03
 Gray, Dabney, mgr., 1969
 Gray, J.P., mgr., 2003-04
 Gray, M. Tyler, DL, 2013
 Gray, Tony M., OL, 2018
 Green, Allen L., C, 1958-59-60
 Green, Brandon J., OL, 2008-09
 Green, Jonathan, CB, 1991
 Green, Marcus, DT, 1982-83-84
 Green, Marcus K. (Marshay), WR, 2006-07-08-09 (co-c)
 Green, Norvin E., C, 1900
 Green, Randall W., P-K, 1996-97
 Green, Walter G., HB, 1912
 Green, Willie, WR, 1986-87; SE, 1988-89
 Green-Ellis, Benjarvus, RB, 2006-07
 Greene, James M., Jr., MG, 1979
 Greenich, Harley, HB-FB, 1940; 1942
 Greenlee, Max H., LT, 1964
 Greenlee, Phillip Murry, FS, 1973
 Greer, Hamilton (H.R.) R, FB, 2009-10-11; TE-HB, 2012
 Grefseong, Robert Leonard (Bob), DE, 1976-77-78
 Gregory, George H., Jr., E, 1958
 Gregory, John Andrew, OT, 1970-71-72
 Grice, Lashane T. (Shane), OL, 1998-99-2000
 Grier, Matthew C. (Matt), DB, 2001-02
 Griffin, J.A., HB-E, 1914-15
 Griffin, Malikia D., CB, 1994; 1996-97
 Griffin, Wade H., OT, 1974; TE, 1975-76 (co-c)
 Griffin, William K., III, KS, 1976
 Griffing, Lynn, QB, 1960-61-62 (co-c)
 Grigg, Jack Norwood (Woody), DT, 1979-80
 Gross, George Issac, DT, 2012-13-14-15-16
 Gryder, Robert L., trainer, 1978
 Gunn, Lindsey, mgr., 1972
 Gunn, Joe L., RB, 1998-99-2000-01
 Gunn, Lundy R., TE, 1973-74
 Gunter, Bryant W., mgr., 2009-10-11
 Gunter, Bubba, OLB 1988-89
 Gunter, George, FB-HB, 1932-33-34
 Guntharp, Matthew, trainer, 2013
 Guy, Louis B., WB, 1960-61-62 (co-c)
 Guyman, Corey J., Mgr., 2013

H

Haddock, James W., S, 1965; 1967
 Haik, Joseph Michel (Mac), SE, 1965-66-67 (co-c)
 Halbert, Frank R., RH-FB, 1960-61
 Hall, Bruce T.C., RB-QB, 2006; RB, 2007
 Hall, Gary S., SE, 1972; RCB, 1973; FS, 1974
 Hall, J.J., 1921
 Hall, J.P., LT, 1899
 Hall, James S., LH, 1957-58-59
 Hall, Joe, DB, 1982-83

Hall, Linus Parker, HB, 1936-37-38
 Hall, Matthew M. (Matt), OL, 2011
 Hall, Wm. Whaley, LT, 1961-62-63 (co-c)
 Hamilton, Javien D., DB, 2017-18
 Hamilton, Josh, trainer, 2005; 2007
 Hamilton, Ryan W., LB, 1999-2000-01-02
 Hamilton, William F. (Bill), RCB, 1976
 Hamilton, Woodrow, DT, 2012-13-14-15
 Hamley, Douglas (Doug), T, 1946-47, 1948 (c); 1949
 Hamley, Stuart Douglas, Jr., TB, 1973
 Hampton, C.J., FS, 2014-15-16-17
 Hancock, Roger, SS, 1987; DB, 1988; SS, 1989; OLB, 1990
 Hand, Norman L., DT, 1993-94
 Handy, JeMichael, mgr., 2016-17
 Handy, JeMiller, mgr., 2018
 Handford, Jermaine A., trainer, 2001-02-03-04
 Hankins, David G., K, 2009-10
 Hanna, Otis D., 1928
 Hapes, Clarence, T-FB, 1934-35-36
 Hapes, Merle, FB, 1939-40-41
 Hapes, Ray, HB, 1935-36-37
 Haralson, M. Flint, G, 1912
 Harbin, Leon C. (Buddy), Jr., E, 1954-55-56
 Harbour, James E., SE, 1980-81; FL, 1982; 1984
 Harbuck, Sonny, OG, 1985-86-87
 Harden, Edwin D., Jr., mgr., 1973
 Hardin, Josh C., trainer, 1995
 Hardy, Greg M., DL-TE, 2006; DL-WR, 2007; DE, 2008-09
 Hardy, Wm. H., Jr., sub., 1903
 Harjes, Katherine E., trainer, 2001-02
 Harmon, Michael, FLK, 1979-80-81-82
 Harper, Anthony Keith (Tony), TE, 1981-82
 Harper, Brian, DL, 1991
 Harper, Everette L., E, 1945-46-47
 Harris, Andrew J., WR, 2008-09
 Harris, Anthony Wayne, Jr. (A.J.), 2018
 Harris, Antonio (T-Bird), TB, 1985
 Harris, Bobby A., OL, 2002-03-04-05
 Harris, Dan D. (Danny), Jr., DHB, 1971; 1973
 Harris, Darryl D., OL, 2004; C, 2005; OL, 2006-07-08
 Harris, David, DL, 1991-92-93
 Harris, George, E, 1952-53-54
 Harris, Gerald L., TE, 2008-09
 Harris, L.H., FB, 1912
 Harris, J. Harley (Pop), FB-T, 1913-14-15 (c)
 Harris, James E., FB, 1974-75
 Harris, Luther C. (Luke), DE, 1976
 Harris, Melvin T., WR, 2009-10
 Harris, Pete, LB, 1988-89-90-91
 Harris, R.S., mgr., 1916
 Harris, Tony, DB, 1988
 Harris, Wayne Stanley, WB, 1964
 Harrison, Andre L., DE, 1996-97
 Harrison, Elvin Lee (Harry), S, 1971-72-73
 Harrison, Glenn D., MG, 1968
 Harrison, Lance R., TE, 1995
 Hart, Frank E., T, 1936-37-38
 Hart, Granville W., LH, 1950
 Harthcock, Billy Harold, WB, 1966-67
 Hartmann, Andrew J. (Andy), FB, 2006-07-08-09
 Hartsfield, Myles D., DB, 2016-17-18
 Hartsfield, William H. (Bo), TE, 2001-02
 Hartzog, Hugh Miller, Jr., MG, 1967-68; DT, 1969
 Harvey, Addison, LH, 1899
 Harvey, Fernando C., LT, 1976-77-78
 Harvey, Jamal D., DB, 2006
 Harvey, James B., RT, 1963-64-65
 Hatch, Johnny A., CB, 1974
 Hathcock, Lance, DG, 1984-85; NG, 1986
 Hathorn, Samuel C., LE, 1909-10
 Havard, Gerald W. (Scooter), FB, 1969-70
 Havard, Richard J. (Rickey), TB, 1969-70-71
 Hawkins, Andrew J. (A.J.), OL, 2009-10-11-12
 Hawkins, James H. (Jimmy), OT, 1977-78-79

Hawkins, Jakorey, DB, 2018
 Hawley, Mike, mgr., 1984
 Haxton, Richard Kenneth, QB-HB, 1909-10; 1912
 Hayes, Wesley Adam, WR, 2004
 Haynes, Corvelli L., DE, 2004-05
 Haynes, Kirk, HB, 1930-31-32
 Haynes, Lekenwic R., LB, 2009; DE, 2010
 Haynes, Marquis J., DE, 2014-15-16-17
 Haynes, Nicholas J. (Nick), TE, 2018
 Hazel, Homer Lawrence (Larry), G, 1939-40-41 (co-c)
 Hazel, William (Billy), T, 1939-40-41
 Head, Paul J., QB, 1993-94-95-96
 Heard, Grant O., WR, 1996-97-98; 2000
 Heard, Ronnie E., SS, 1996-97; LB, 1998; SS, 1999
 Hebert, Jordan H., DT, 2015-16-18
 Heidel, James B., S-QB, 1963-64-65
 Heidel, Herlan Ray, DHB, 1968-69-70
 Heidel, Roy E., LE, 1963-64-65
 Helow, George A., DB, 2008-09-10
 Hemphill, Archie W., T-G, 1927-28
 Hemphill, Robert E., HB, 1948-49
 Henderson, John Mark, mgr., 2006-07-08
 Hendrix, Robert E., Jr., WT, 1965; WG 1966; WT, 1967
 Hendrix, Steven M., TE, 1980; G, 1981; FB, 1983
 Henley, Tracy, trainer, 1982
 Henry, Antonio, LB, 1990
 Henry, Patrick, Jr., RE, 1898-99
 Henry, Robert B., OG, 1975-76
 Henson, Erwin D., E, 1916
 Hepfer, Jay, QB, 2002
 Herard, Claude D., DT, 1967-68-69
 Herman, Alvin J., DE, 1993-94
 Herman, Derrick F., DB, 2008-09; RB, 2010; WR, 2011 (co-c)
 Herring, Chris M., DL, 2004
 Herring, David, C, 1990-91
 Herring, Stephen C., G, 1979; C, 1980-81-82
 Herrington, Bart, C-E, 1931-32-33
 Herrington, John C., sub., 1903
 Herrod, Jeff, LB, 1984-85-86-87 (co-c)
 Herron, Lee, trainer, 1991-92
 Hervey, Tony, DT, 1990
 Hess, Jonathan D., LB, 2018
 Hester, S.D., G, 1929
 Hewes, Gaston, 1924
 Hibbler, Willie A., LB, 2016-17-18
 Hickerson, Robert Gene, RT, 1955-56-57 (co-c)
 Hickman, Willie Wayne, RG, 1957
 Hickman, James E., OT, 1973; OG, 1974; OT, 1975
 Hickman, Kendrick T., OT, 1996-97
 Hicks, Michael B., WR, 2006-07
 Hicks, Reggie, RB, 2007; TE, 2008-09-10
 Hightower, C.C., sub., 1905-06
 Hill, Bobby, DB, 2013
 Hill, Jody, LB, 1990-91-92
 Hill, Ka'Darian J. (K.D.), DT, 2018
 Hill, Mario S., WR, 2002-03-04-05
 Hill, Spencer C., mgr., 1998-99
 Hill, Walter E. (Walt), HB, 1996; LB, 1997
 Hilton, Michael W. (Mike), DB, 2012-13-14-15 (co-c)
 Hindman, Stanley C., RG, 1963-64-65 (co-c)
 Hindman, Stephen H., TB, 1966-67-68
 Hines, Dexter D., LB, 1998
 Hines, Reid, WR, 1986-87; FL, 1988-89
 Hinkle, Robert Matthew (Matt), K, 2005
 Hinrichsen, Karl, mgr., 2008
 Hinton, Benjamin E., DE, 1975-76
 Hinton, Charles R., C, 1964-65-66 (co-c)
 Hinton, Cloyce M., KS, 1969-70-71
 Hitselberger, Michael (Mike), mgr., 2018
 Hitt, Billy, C, 1951-52
 Hobgood, James Anthony, FB, 2004
 Hobson, D.J., mgr., 2015
 Hodge, V. Deshay (Shay), WR, 2006-07-08-09

Hofer, Paul D., FB, 1972-73-74-75 (tri-c)
 Hoff, A.S., HB, 1923-24
 Hoffman, Christian S., mgr., 1995-96-97
 Hoffman, Daniel (Dan) G., FB, 2009
 Hogue, Greg, P, 1987-88-89
 Holcomb, Craig C., FB, 2004
 Holcombe, James B., OG, 1991-92; OG-OT, 1994
 Holden, Allison, trainer, 1992
 Holder, Jamie, FL, 1983; 1984 (co-c); 1985 (co-c)
 Holder, Jeffrey, SE, 1988-89-90
 Holder, Jordan K., WR, 2011-12-13
 Holder, Owen H., WT, 1968
 Holladay, Robert, TE, 1987
 Hollis, Andre T., WR, 1995
 Holloway, A.J., Jr., HB, 1960-61-62
 Holloway, Ernest D., E, 1913
 Holman, William O., RG, 1900
 Holston, John C., E, 1958
 Hood, H.M., T, 1920
 Hooker, Clyde, HB, 1944
 Hooker, Danny L., S, 1968-69-70
 Hooks, Lavon M., DT, 2013-14
 Hooper, William K., Jr. (Kinny), FB, 1979-80; LB, 1981; RB, 1982
 Hopkins, O.S., RG-FB, 1901-02
 Hopkins, Thomas J., RG-LT, 1902-03
 Hopson, Jay, FS, 1988; SS, 1989-90-91
 Horine, Kyle D., DB, 2011-12
 Horn, Jeffrey L., MG, 1968-69-70
 Horne, James H., LB, 1971; 1973
 Horne, Steve, mgr., 1985-86
 Horne, Tavarus L., DB, 2000; 2002; 2004
 Hoskins, Danny, OG, 1984-85-86-87
 Houchins, Larry, mgr., 1974
 Hough, Robert E., TE, 2004-05-06-07
 Householder, Eddy, LB, 1977-78-79
 Houston, Keith G., DB, 2003-04; TE, 2005-06
 Hovater, Nelson Owen, RT, 1964
 Hovious, John A. (Junie), HB, 1939-40-41
 Hovious, John W. (Bill), mgr., 1967
 Howard, Hayward J., 2006
 Howard, Jon, K, 1984-85
 Howard, Michael A., OL/TE, 2016-17-18
 Howell, Earl O. (Dixie), HB, 1947-48
 Howell, J.M., HB, 1920
 Howell, L.F., T, 1918
 Howell, Ray, Jr. (Buck), E, 1950-51-52
 Hoyd, William G. (Gre), LB, 1994
 Hubbard, Ethelbert J., LH, 1898
 Hubbard, Thomas Leon, LB, 1981-82-83
 Huddleston, Quinns (Fuzzy), LB, 1983-84-85-86
 Hudson, Clark, 1979
 Huff, Earl, T, 1955
 Huff, Kenneth A., C, 1973
 Huff, Tim, trainer, 1978
 Huff, Walter W. (Bill), NG, 1980; SLB, 1981
 Huggins, Cleveland P., RT-FB, 1904-05-06 (c)
 Hughes, David, mgr., 1927
 Hughes, Devin Wayne, Videographer, 2012-13
 Hughes, M. Chase, C, 2011-12; OL, 2013-14
 Humphrey, Arthur W., RB, 1981; FB, 1982-83-84
 Humphrey, William R., G, 1950
 Hunsicker, Walker F., DE, 2000
 Hunt, Kevin, mgr., 1988
 Hunt, Nathan Bedford, mgr., 2010-11
 Hurst, William Otis, FB, 1955-56-57
 Hurt, Kevin, P, 1987
 Hutchins, Tahaya D. (Von), DB, 2000-01-02-03
 Hutchinson, James W., RE, 1898
 Hutson, Earl, FB, 1932-33-34
 Hutson, Ethan E., OL, 2012-13
 Hutson, Marvin L., C, 1934-35-36 (c)

ALL-TIME LETTERMEN

I
 Ingram, Fonterrian D. (Fon), DB, 2007-08-09-10
 Ingram, James F., G-C, 1950-51-52 (co-c)
 Ingram, Kevin, LB, 1990-91
 Innocent, Doudow (Dou), RB, 1991-92; 1994-95 (co-c)
 Inzer, William H., B, 1929
 Ireys, Junius Taylor, HB, 1894
 Irvin, Todd, TE-OT, 1984; OT, 1985-86-87 (co-c)
 Irwin, Billy Carl, LE, 1962-63-64

J
 Jabour, Robert, QB, 1948-49-50
 Jackson, Abdul C., LB, 1991-92-93-94 (co-c)
 Jackson, Antionne, DT, 1979
 Jackson, Claude A. (Red), E, 1935-36
 Jackson, Damien D., DB, 2010-11
 Jackson, Danny T., DB, 2005-06-07-08
 Jackson, Garrett, mgr., 2007-08
 Jackson, Kenneth R. (Kenny), DT, 2000-01
 Jackson, Lucus K., trainer, 2010-11
 Jackson, Louis, DB, 1982
 Jackson, Richard, LB, 1984
 Jacobs, Brandon T., RB, 2002-03-04-05
 Jacobs, Doug, DT, 1988; DE, 1989; DT, 1990
 James, Edward Thomas, Jr., DHB, 1965-66-67
 James, Franda Demond, LB, 2000
 James, James Elwyn, FB, 1969
 James, Jerome P., G, 1913
 James, Raymond L., LG, 1952-53-54
 Jansen, Danny, RB, 1980-81-82
 Janssen, William E. (Woody), OG, 1993-94
 Jarman, Junius, 1924
 Jarvis, Lewis Dewayne, TE, 1973-74
 Jeanes, Kenneth L., DT, 1974
 Jean-Louis, Markenston (Mark), OL, 2008-09
 Jefcoat, Gregg, OG, 1978-79
 Jefferson, Vanchi L. (Van), Jr., WR, 2016-17
 Jenkins, Brandon D., DE, 2004-05-06-07
 Jenkins, Eulas S. (Red), FB, 1946-47-48-49
 Jenkins, Robert L., QB, 1954
 Jenkins, Warren D., RE, 1957-58
 Jennings, David Sullivan, TB, 1962; 1964
 Jennings, Steve, QB, 1977
 Jennings, Thomas Wood, OT, 1975-76
 Jernigan, Arthur F. (Skip), Jr., SG, 1968-69-70
 Jernigan, Frank D., G, 1951-52-53
 Jerome, Scott, OT, 1993
 Jerry, John, OL, 2006-07-08-09 (co-c)
 Jerry, Peria E., DL, 2005-06-07-08 (co-c)
 Jiggits, Louis M., HB, 1917; 1919
 Johnson, Amani T., LB, 2018
 Johnson, Belton D., OL, 1999-2000-01-02
 Johnson, Brandon B., trainer, 1996-97
 Johnson, Cashawndre L. (Shawn), LB, 1999-2000
 Johnson, Christopher (C.J.), DE-LB, 2011, 2015 (co-c);
 DE, 2012-13-14
 Johnson, Daren, FL, 1985; SE, 1986
 Johnson, Davion, OL, 2014
 Johnson, Desmon D., CB, 1999-2000-01-02
 Johnson, David E. (Eli), C, 2017-18
 Johnson, James L., C, 1901
 Johnson, Jerry L., DB, 2017
 Johnson, Joe C., E, 1944; 1947
 Johnson, John, DT, 1977-78-79
 Johnson, Josh, DB, 2015
 Johnson, Kerry C., DB, 2001; WR, 2002-03-04 (co-c)
 Johnson, Larry Leo, WB, 1961-62-63
 Johnson, Lawrence B., Jr., DT, 1974-75-77-78 (c)
 Johnson, Marcus A., OL, 2001-02-03-04 (co-c)
 Johnson, Martin M., RB, 2015-16
 Johnson, Rishaw K., OL, 2008-09
 Johnson, Rory, LB, 2006
 Johnson, Samuel E. (Sam), 2018

Johnson, Travis T., DB, 2002-03-04-05
 Johnson, Yiman B. (Yahrek), DE, 1999; DT, 2000;
 DE, 2001; DT, 2002
 Johnston, Hal G., RT-RG, 1907-08
 Jones, Benito J., DT, 2016-17-18
 Jones, Billy Ray, C-G, 1959-60-61 (tri-c)
 Jones, Broderick W., OL, 2004
 Jones, Casey L., mgr., 2011-12
 Jones, Chris, mgr., 2005; 2007
 Jones, David O. (D.J.), DT, 2015-16
 Jones, Derek D., CB, 1993-94-95-96 (co-c)
 Jones, Derrick, DB, 2013; DB-WR, 2014; WR, 2015;
 DB-WR, 2016
 Jones, Garland, RH, 1893
 Jones, Gary M., FS, 1975-76-77
 Jones, George F. (Buddy), WB, 1968-69-70
 Jones, Hermit, T, 1942
 Jones, Jacques, LB, 2018
 Jones, Jason D., DE, 2010-11; DE-DT, 2012
 Jones, Jaylon T., CB, 2016-17-18
 Jones, Jerrell, QB, 1941-42
 Jones, Johnny E., Jr., DE, 1994; 1996-97
 Jones, Layton W., TE, 2010-11
 Jones, Lopaz, DE, 1985-86-87; OLB, 1988
 Jones, Ryan, OL, 2003, 2005
 Jones, Rickey G., LB, 1999
 Jones, Robert H., G, 1928-29-30
 Jones, S.M., LG, 1901
 Jones, Steven D., trainer, 2011
 Jones, Walker W., III (Bill), TB, 1967; DHB, 1968-69
 Jones, Walker W., IV, WR, 1994; SS, 1995; LB,
 1996-97 (co-c)
 Jones, William W., IV, (Bill), mgr., 1995-96-97
 Jordan, James, MG, 1976-77-78-79
 Jordan, Joel, OG, 1990-91-92-93
 Jordan, William Roberts (Bill), TE, 1970; FLK, 1972
 Joyce, Skipton, C, 1993-94; OT, 1995
 Joyner, Steve, TE, 1983-84-85-86
 Joyner, William Seth, LB, 1996-97
 Judd, Akeem D., RB, 2015-16
 Julius, Jalen J., CB, 2016-17-18
 Jumper, Zeke, E, 1927
 Juneau, Donald C., K, 1998
 Junen, Patrick A., OL, 2010-11-12-13

K
 Kamara, David, DB, 2013-14
 Kanuch, Barry W., DE, 1978
 Karliner, Randy, QB, 1992
 Katzenmeyer, Fritz A., trainer, 1972
 Kauertz, Don, T, 1945
 Keaton, Grayson (Buster), G, 1921-22-23-24
 Keith, John B., OL, 1998
 Kellum, Keith, 1977
 Kelly, James A., FB-HB, 1951-52
 Kelly, Chad P., QB, 2015-16
 Kemp, E.D., mgr., 1935
 Kemp, Michael J., trainer, 2010-11
 Kempinska, Charles C., RG-T, 1957-58-59
 Kendall, Sam, C, 1915
 Kendrick, Larry D., Jr., DB-WR, 2004; RB-WR, 2005
 Kendrick, Bryan, DB, 2006
 Kennedy, Bryan G., DT, 1980; DE, 1981-82
 Kennedy, Kreg, mgr., 2006
 Kent, Phillip, OLB, 1988-89-90-91 (co-c)
 Kent, Robert W., mgr., 1972
 Keyes, Jimmy Elton, MG-K, 1965-66; LB-K, 1967
 Keys, David A. (Davey) ("Norm"), trainer, 1993-94-95
 Khayat, Robert C. (Bobby), T-G-K, 1957-58-59
 Kiamie, Alexander J., III (A.J.), C, 2000-01-02
 Kidd, Tyler, video, 2007
 Kight, Joel J., LB, 2009-10-11-12
 Killam, John, T, 1944
 Killion, Curtis Bobby, C, 1996-97-98-99

Killion, Reed, LB, 1984-85
 Kilpatrick, Andrew J., Jr., trainer, 1974-75
 Kilpatrick, Wendell Terry, LB, 1972-73
 Kimbrell, Fred T., Jr., C-LG, 1961-62
 Kimbrough, Les, FLK, 1977-78
 Kimbrough, Orman L., LE-LH-mgr., 1902-03; 1905
 Kimbrough, Richard R. (Rick), FLK, 1973-74-75
 Kimbrough, Thomas C., C, 1893-94
 Kinard, Billy R., HB, 1952-53-54-55
 Kinard, Frank M. (Bruiser), T, 1935-36-37 (c)
 Kinard, Frank M., Jr., FB, 1962-63-64
 Kinard, George, G, 1938-39-40 (c)
 Kinard, Henry, G, 1938; 1940
 Kincade, DeVante P., QB, 2014-15
 Kincade, Robert, E, 1935-36-37
 King, Derek, OG, 1986-87; OT, 1988
 King, Derrick, LB, 1989-90-91-92
 King, James, OG, 1986; OT, 1987; OG, 1988
 King, Kenneth A. (Kenny), LB, 1973; 1974 (tri-c);
 1975 (tri-c)
 King, LaKedrick D., DB, 2013-14
 King, LeRon, LB, 2006
 King, Michael L. (Mickey), C, 1969-70
 King, Perry Lee, KS, 1968-69
 King, Reagan L., P, 1997-98-99-2000
 King, Stark H., DE, 1966
 Kinnebrew, Earl, RT, 1909-10
 Kirk, Robert Dixon, E, 1918
 Kirk, Ken H., FB-C, 1957-58-59 (co-c)
 Kirk, Robert D. (Bob), DE, 1976
 Kisner, Donald W. (Donnie), mgr., 1978
 Kitchen, Boyd T., OT, 1993-94-95; OT-C, 1996-97
 Knapp, C.E., HB, 1927-28
 Knight, Chris D., DB, 2001-02
 Knight, John L., WR, 1994
 Knight, Tylan, RB/DB, 2018
 Knight, William R. (Bob), DHB, 1969; TB, 1970-72
 Knott, David J., FS, 1994-95 (co-c)
 Knox, Baxter N., LT, 1908
 Knox, Dawson A., TE, 2016-17-18
 Knox, Luke F., LB, 2018
 Knox, Ike C., LH-RH, 1907-08 (c)
 Knox, William W., III, (Wally), DB, 1979-80-81-82
 Kohn, Germaine, WR, 1991-92
 Koon, Glen M. (Matt), OL, 1999; OL-C, 2000-01
 Kota, Charles U. (Chuck), OG, 1975-76
 Kozel, Chester, LT, 1939-40-41
 Kramer, Larry E., TB, 1972-73-74
 Kreitz, Broc P., RB, 1994; LB 1995-96 -97
 Krell, Doug, C, 1944
 Kretschmar, Wilson P., E, 1896
 Kroeze, John, P, 1986
 Kyzer, Sam, HB, 1929-30

L
 Laird, Charles D., FB, 1960
 Laird, Dewitt, C, 1928
 Lake, R.H., HB, 1918-19
 Lamar, Chadwick, LS, 2015
 Lamar, John T. III (Trey), RB, 2002
 Lamar, Wayne Terry, LG, 1959-60
 Lambert, A.C. (Butch), Sr., mgr-trainer, 1948
 Lambert, Franklin T. (Frank), P, 1962-63-64
 Lambert, George R., T, 1946
 Lancaster, Joshua W. (Josh), LB, 2012
 Landrum, Germaine E., DE, 2001-02
 Lane, Paul John (Skip), Jr., QB, 1980; CB, 1981; RB, 1982
 Lane, Robert D., QB, 2004; QB-RB-TE, 2005;
 TE-FB-HB, 2006; TE-HB, 2007
 Langford, Jennifer, mgr., 2006-07
 Langley, Carl Edward, III (Hoppy), KS, 1976-77-78-79
 Langston, Thomas E., T, 1950
 Lanter, Lewis R., LE, 1961-62

Lantrip, Billy, OG, 1985
 LaPorte, Jotham, trainer, 2003-04-05
 Larmour, Chase, video, 2003
 Laurent, Farrell Ted, DL, 2007-08-09-10
 Lavinghouze, Robin C., KS, 1976-77
 Lavinghouze, Steven M., KS, 1972-73-74-75
 Lawrence, Richard T. (Dick), OT, 1973; 1974 (tri-c);
 1975
 Lawton, Pat, HB-mgr., 1929-30
 Lea, Jim, trainer, 1985-86
 Lear, James H., QB, 1950-51-52
 Lear, Jim, QB, 1977-78-79
 Leathers, Don Wayne, OT, 1971; 1972 (co-c)
 Leathers, W.S. (Dr.), mgr., 1902-03
 Leavell, Leonard, RG-LG, 1907-08-15
 LeBlanc, Allen Michael, DE, 1969-70-71
 Lee, Alonzo Church, FB, 1908-09-10
 Lee, Brian, K, 1989-90-91-92
 Lee, Charles, trainer, 2003-04
 Lee, Greg, TE, 1986-87
 Leftwich, Frank M., E, 1921-22-23
 Leftwich, George J., FB, 1912
 Leggett, Chuck, trainer, 1978
 Lenhardt, John, FB, 1937
 Lentjes, Fred W., C, 1959-60-61
 Lentz, Jim, DT, 1988; NG, 1989-90-91
 Lester, Brian K., LB, 2001-02-03-04
 Lester, Victor, OLB, 1989; NG, 1990
 Letson, Ronald I. (Ronnie), HB, 1996; WR, 1998-99
 Levenson, Chris, RB, 2001
 Lewis, Carl, LB, 1980; DE, 1981-82-83
 Lewis, Keith, LB, 2011-12-13-14
 Lewis, Kendrick, WR, 2006; DB, 2007-08-09 (co-c)
 Lewis, Robert Q. (Bob), II, C, 1976-77 (co-c)
 Lewis, William Irvin (Buddy), C, 1966
 Liggins, Jeremy D., TE-QB, 2014; TE-OL, 2015; OL, 2016
 Lillibridge, David B., E, 1916
 Lilly, Lawrence II, TE, 2003-04-05-06
 Lilly, Sale T., HB, 1926-27
 Lilly, T.J., HB, 1926
 Lindsay, Derrick, FS, 1986-87
 Lindsay, Everett, OT, 1989; OG, 1990-91; OT, 1992 (co-c)
 Lindsey, Stephen K. (Steve), K, 1993; 1995-96-97
 Lindstrom, Ricky, LB, 1984
 Linton, Armani R., DB, 2016-17; RB/DB 2018
 Linton, Henry, Jr., T, 1951-52-53
 Little, Gregory L. (Greg), OL, 2016-17-18
 Little, Jamie Ray, E, 1964
 Little, Robert (Robbie), WR, 1991
 Lloyd, Donald J., TE, 1978-79-80
 Lockard, Walter W., sub., 1893
 Lockett, Kentrell J., DL, 2007-08-09; 2011 (co-c)
 Lodge, DaMarkus D., WR, 2015-16-17-18
 Lofton, Harol, HB-FB, 1951-52-53
 Logan, Dameion, RB, 1991-92-93
 Logan, Ja'mes I., WR, 2010-11-12-13
 Logan, Caleb L. (Luke), K, 2017-18
 Longest, Christopher C., LG, 1898-99-1900
 Lorio, Franz, C, 1990-91-92-93
 Lott, Billy Rex, RH, 1955-56-57
 Lott, Lee, OT, 1988-89-90
 Lotterhos, George T., DE, 1968-69-70
 Loudermilk, Beth, trainer, 1997-98-99-2000
 Lovelace, Kent E., HB, 1957-58
 Lovelady, Matthew, LB, 1980; DT, 1981; DE, 1982-83
 Lowe, Rodney, DT, 1985-86-87-88
 Lowery, Michael Z., FS, 1992-93; SS, 1994; LB, 1995
 Lucas, Jacarionus S., WR, 2007; 2009
 Lucas, Kenyatta C. (Ken), WR, 1997; CB-WR, 1998-99;
 CB, 2000
 Lucas, Thomas Edwin, RG, 1962; LT, 1964-65
 Luke, Matthew B. (Matt), C, 1995-96-97-98 (co-c)
 Luke, Thomas C. (Cale), WR, 2015-16-17
 Luke, Tom, QB, 1989-90-91
 Luke, Tommy, DHB, 1964-65-66

ALL-TIME LETTERMEN

Lumpkin, John, G, 1916
 Lyell, G. Garland, mgr., 1897
 Lyerly, Frank G., mgr., 1921
 Lyles, Sam, G, 1938-39
 Lynch, Jay, mgr., 2003-04-05
 Lyons, Kenneth J., Jr., QB, 1971; 1973-74

M

Mabry, Ed L., E, 1929
 Mackey, Randall S., QB, 2011; RB-WR, 2012
 MacNeill, John B., C, 1973-74-75
 Macon, Travis, OL, 2001
 Maddox, John Cullen, RE, 1963-64-65
 Maddox, Milton Roland, trainer, 1959
 Madre, John G., 1934-35-36
 Magee, Anthony J., DB, 1997-98-99-2000
 Magee, Robert M. (Mike), WG-SG, 1965-66-67
 Magee, Thomas Nakia, CB, 1994-95-96
 Magee, William T. (Tommy), MM, 1969-70
 Mageo, Rommel A., LB, 2016
 Magruder, John M., QB-RH, 1901-02
 Majure, Toby, HB, 1946
 Malouf, Wm. A. (Bill), SE-QB, 1972-73; QB, 1974
 Mangum, Ernest G. (Pete), FB, 1951-52-53
 Mangum, Kristofer T. (Kris), TE, 1994-95-96 (co-c)
 Mann, Ben F., T, 1946-47
 Mann, William, HB, 1937-38
 Manning, Elisha Archibald (Archie), III, QB, 1968-69-70 (co-c)
 Manning, Elisha Nelson (Eli), QB, 2000-01-02-03 (co-c)
 Manship, Doug J., FB, 1911
 Markow, Gregory D., DE, 1972-73-74
 Markow, Peter J., Jr., CB, 1972-73; SS, 1974
 Markuson, Elliot B., TE, 2014; LB, 2015-16-17
 Marry, Michael D. (Mike), LB, 2010-11-12-13
 Marshall, Wm. D. (Bill), OG, 1973-74
 Martin, Bobby, SE, 1986-87
 Martin, Carlton J., DT, 2011-12-13; TE-OL, 2014
 Martin, John W., LB, 2012-13
 Martin, Van, HB, 1924-25
 Mask, James E., LE, 1950-51-52
 Masoli, Jeremiah, QB, 2010
 Mason, James P., OT, 1972-73-74
 Mason, Zaccheus M. (Z), TE, 2010
 Massengale, Kent, HB, 1937-38
 Massengale, Marc B., C, 1978-79; OG, 1980
 Massey, D. Brian, trainer, 1997-98-99
 Massey, Charles Patrick, HB, 1949; mgr., 1951
 Massie, Bobby B., OL, 2009-10-11
 Mathers, I'Tavius V., RB, 2012-13-14
 Mathews, Brishen C., DB, 2010; 2012-13
 Mathews, Bryce, OL, 2018
 Matkins, Zachary H., mgr., 2010-11
 Matthews, A.D., SS, 1986-87
 Matthews, Bryce J., OL, 2017
 Matthews, Elmer William (Bill), Jr., WB 1965-66-67
 Matthews, James R., FB, 1952
 Matthews, William L., sub., 1898
 Mattina, Rodney A., LG, 1962-63-64
 Maxwell, Harold L., LE, 1949-50-51
 May, A. William (Bill), DT, 1972-73
 May, Christopher R. (Chris), OG, 1992-93-94-95
 May, Doug, trainer, 1970
 May, Jerry L., LG, 1951-52
 Mayfield, Charles R., FB, 1917
 Mays, Brian, NG, 1990-91-92-93
 McAllister, Dulymus J. (Deuce), RB, 1997-98-99-2000 (c)
 McAllister, Gerald, TB, 1987-88; CB, 1989
 McAlpin, Harry Keith, OT, 1975; OG, 1976-77-78
 McAlpin, Rickey, NG, 1978
 McAnally, Jonathan D., trainer, 1996-97
 McBride, Trumaine, L, DB, 2003-04-05-06
 McCain, Robert, E-HB, 1944 (c); 1945 (c)

McCall, D.A., FB-QB, 1915-16
 McCall, E.F., C-G-E, 1911-12-13 (c)
 McCall, John W., RT-RH, 1908-09-10 (c)
 McCann, Thomas M. (Tommy), HB, 1959
 McCardle, Chris, P, 1993
 McCaulla, Michael E., trainer, 1976
 McCay, David A., WB, 1994
 McCay, Jim, FL, 1990
 McClarty, W.H., G, 1918
 McClendon, Ronald D., RB, 2002-03
 McClure, Wayne L. (Mac), LB, 1965-66; DE, 1967
 McClure, Worthy P., ST, 1968-69-70
 McCluster, Dexter M., WR, 2006-07; WR-RB, 2008-09 (co-c)
 McCool, Robert A. (Slick), FB, 1952-53-54
 McCoy, James R., OL, 2004, 2006
 McCraney, James, E, 1966
 McCrary, Conrad, Jr., DB 1979; LB, 1980
 McCray, Emmanuel R., OL, 2010-12-13
 McCrory, Chris, trainer, 2007
 McDaniels, Bennie O., G-E-HB, 1918-19-20-21
 McDonald, Quentin, DT, 1977-78-79-81
 McDonald, W. Percy, FB, 1907; RE, 1909
 McDonnell, Augustus H., LH, 1906
 McDowell, Andrew, mgr., 2006-07-08
 McDowell, Garrald D., DE, 2015-16-17
 McDowell, James R., sub., 1898-99
 McDowell, Ronald Brent, DB, 1998
 McElroy, Brian, DB, 1984
 McElroy, H.S., E, 1918
 McFarland, Ben, sub-LE, 1898; 1900
 McGarvey, John P., OL, 1998; 2000
 McGee, Buford, TB, 1979-80-81-82-83 (co-c)
 McGee, Jeremy C., DB, 2008-09-10
 McGee, William C. (Carlisle), K, 1998-99
 McGowan, David E., DT, 1993-94; DE, 1995
 McGraw, Robert (Bob), DT, 1977
 McGreger, Jim Christopher (Chris), trainer, 2001-02
 McIntosh, James T., RG, 1899
 McKaskel, Jerry D., HB, 1955
 McKay, Henry Earl, G, 1954-55-56
 McKay, Rush, LT, 1960-61
 McKellar, Frank Monroe, S, 1970; 1972
 McKellar, George, mgr., 1958
 McKellar, Milton Lane, mgr., 1965
 McKey, Noel Keith, DE, 1971; LB, 1972
 McKibbens, Thomas R., Jr., C, 1968
 McKinney, Bob L., T-C, 1952-53-54
 McKinney, David, QB, 1984-85-86
 McKinney, Ronnie, RB, 1988-89
 McKinzie, Ralph Wm. (Mackey), DE, 1972; DT, 1974
 McLaurin, Sidney L. Jr., LS, 2003-04-05
 McLean, George D., HB, 1894-95-96 (c)
 McLeish, Thomas, TE, 1990-91-92
 McLeod, Larry Mikell, OT, 1974
 McLeod, W.N., LG-C, 1905-06-07
 McMahan, Andy, trainer, 1997
 McMillin, David, TE, 1982
 McMurphy, Fred H., sub., 1899
 McNamee, Bill, mgr., 1977
 McNeal, Theodis, DE, 1976-77-78
 McPherron, Charles A., G, 1894-95
 McQueen, Marvin Earl, Jr., E, 1964-65-66
 McRight, Billy, HB, 1945
 McSwain, Gremico (Mico) C., RB, 2005; RB-WR, 2006
 McWilliams, Howard, T-G, 1934-35
 Meaders, E.L., LE, 1906
 Meeks, James, trainer, 1979
 Meeks, Jessie E., trainer, 1975
 Meeks, John D., RB, 2001
 Meers, Mike, LB, 1993
 Melton, James (Wesley), OT, 1990-91-93; OG-OT, 1992
 Metcalf, DeKaylin Z. (D.K.), WR, 2016-17-18
 Metcalf, Terrence O., OL, 1997; 1999-2000-01 (co-c)
 Metz, John Stephen, FB, 1964

Meyers, Dale, G, 1941-42
 Mickles, Joe, FB, 1984-85-86-87-88
 Mikul, Daniel P. (Danny), OG, 1971-72-73
 Milam, John, mgr., 2003-04-05
 Miles, Stephen D., DE, 1996
 Miller, Caples D., Jr. (C.J.), DB, 2017-18
 Miller, Hubert Maikhal, QB, 2012
 Miller, James G. (Jim), P, 1976-77-78-79
 Miller, Jeffery A. (Jeff), OT, 1993; OT, 1994 (co-c)
 Miller, Martin Van Buren, mgr., 1908
 Miller, Matt, video, 2003-04-05
 Miller, Maurice E. (Mo), OL, 2006-07-08
 Miller, Michael T., SE, 1978
 Miller, Romanda, trainer, 2005
 Miller, Romaro T., QB, 1997-98-99-2000 (c)
 Miller, Vernon Terry, Jr., LB, 1973
 Millette, T.J., HB, 1950
 Mills, Ralph, T, 1913
 Mills, Wilmer R., C, 1964
 Milner, E.C., Jr., mgr., 1959
 Milstead, Don M. (Mike), C, 1968
 Mims, Crawford J., RG, 1951-52-53
 Mims, Gerald C. (Bubba), G, 1978
 Mims, Marvin Taylor, C, 1964
 Mitchell, Adam H. (Buddy), Jr., WT, 1968-69-70
 Mitchell, Arthur A. (Art), DB, 2017
 Mitchell, Chris, CB, 1987; DB, 1988; SS, 1989-90 (co-c)
 Mitchell, Jared, DB, 2009; WR, 2010
 Mitchell, Jayme D., DL, 2002-03-04-05
 Mitchell, Jesse, III, DT, 2000-01-02-03 (co-c)
 Mitchell, John I., Jr., G, 1959; 1961
 Mitchell, Lansing L., Jr., mgr., 1972
 Mitchell, R.P., mgr., 1909
 Mitchell, Russell B., OT, 1980-81-82
 Mitchell, Steve F., HB, 1909-10-11 (c)
 Moeller, Scotie, trainer, 2008
 Moffett, Timothy (Timmy), FLK, 1981; SE, 1982-83-84 (co-c)
 Moley, Stanley Anthony, DHB, 1970-71-72
 Moncrief, Donte R., WR, 2011-12-13
 Moncus, Darrell A., C, 1992-93-94-95 (co-c)
 Monsour, Thomas Joseph, LB, 1970; DE, 1971
 Montgomery, Alvin D., mgr., 1982
 Montgomery, Anthony, LB, 1986
 Montgomery, Charles L., LT, 1950-51-52
 Montgomery, John, HB, 1920-21-22-23 (c)
 Montgomery, Lavelle, E, 1931-32-33
 Montgomery, Tyrone, WR, 1990-91
 Montz, Timothy S. (Tim), K, 1994-95-96
 Moore, Alvin (A.J.), DB, 2014-15-16-17
 Moore, Artemus V. (Artie), RB, 1995-96
 Moore, Calvin (C.J.), DB, 2014-15; 2017
 Moore, Collins L., WR, 2011-12-13; 2015
 Moore, Elijah D., WR, 2018
 Moore, Herbert E., DT, 2014; 2016-17
 Moore, Hugh W., LT-C, 1907-08
 Moore, Jeffrey, trainer, 1990-91
 Moore, John, FL, 1989
 Moore, Kailo D.J., RB, 2013; CB, 2014-15-16
 Moore, Kareem A., DB, 2004
 Moore, Mark S., OT, 1979-80
 Moore, Philander E., WR, 2011-12
 Moore, Stevon, DB, 1985; CB, 1986-87-88 (co-c)
 Moreland, Brian, LB, 1977-78-79
 Morgan, Gerald, QB, 1957
 Morgan, Keith, mgr., 1982
 Morganti, Charles, LT, 1951-52
 Morphis, Rex, T, 1928-29
 Morris, Aaron T., OL, 2011-12-13-14-15
 Morris, Ben, DE, 1984-85-86
 Morris, Charles A., TB, 1960-61-62
 Morris, Christian D., OL, 2014-15
 Morris, C.H. (Bill), G-T-E, 1927-28-29
 Morris, David C., QB, 1998-99; 2001-02
 Morris, Gregory, WR, 1992-93

Morris, Herman, G, 1927
 Morris, Jeremy D., DT, 1995-96
 Morris, L.B., FB, 1918-19
 Morris, Sheldon A., WR, 1997; HB, 1998; WR, 1999
 Morrow, George C. (Buz), DT, 1967-68-69
 Morse, Peter (P.J.), mgr., 2017-18
 Mosby, Herman Wm., SG, 1969-70
 Moseley, William (Will) S., K-P, 2005-06
 Moses, Ronald David, DE, 1970-71
 Moses, Samuel S. (Rollo), Jr., RG, 1963-64
 Mosley, Jamal P., TE, 2011-12
 Moss, Charles E., Jr., FS, 1974; RCB, 1975-76
 Moss, Edgar, C, 1903-04
 Moss, Howard, DB, 1984; SS, 1985-86-87
 Moss, Vincent M., DB, 2011
 Motton, Kyrone A., LB, 1994-95
 Mounger, E.H., 1895
 Mouzon, Dustin L., DB, 2005-06-07-08
 Muckle, Wayne, OG, 1989
 Muirhead, Allen, RH, 1951-52-53-54 (co-c)
 Muirhead, Jack, LB, 1989; OLB, 1990-91; DE, 1992
 Mullins, Roy Lee (Chucky), FS, 1989
 Mullins, Tim, trainer, 1988-89-90
 Murff, Dan E., TB, 1973; CB, 1974-75
 Murphey, Greg, mgr., 1990-91-92
 Murphey, Beau, mgr., 2007-08
 Murphree, Tom, E, 1937
 Murphy, C.E., G, 1914
 Murphy, Harvey A. (Ham), E, 1938-39
 Murray, Hugh, mgr., 1962
 Muse, Carl W., FLK, 1975
 Mustin, John W., HB, 1923-24-25 (c)
 Mustin, Robert Wm. (Billy), HB, 1946-47-48-49
 Myers, Charles William, QB, 1964-65
 Myers, Jon W., mgr., 2001
 Myers, L.D., G-T, 1911-12; 1914
 Myers, Mark, trainer, 1986
 Myers, Ricky, SE, 1985-86
 Myers, Riley D., SE, 1968-69; 1971 (co-c)
 Myers, William D., FB, 1899 (c); 1900 (c)

N

Nabors, Jeremy, mgr. (video), 1997-98
 Nasif, George Milid, Jr., CB, 1974-75-76
 Nasiatka, Patrick R., K, 2018
 Neat, Korvic J., RB, 2010; RB-WR, 2011; WR, 2012-13
 Neely, Charles Wyck, WB-TB, 1968; DHB, 1969-70
 Neely, Paul, FB, 1915-16
 Neely, Reid, D., OL, 2006-07-08-09
 Nelson, Charles (Tex), C, 1933-34-35
 Nelson, James Mitchell, LG-LB, 1963-64-65
 Nelson, Josh A., QB, 1994 (co-c); 1995
 Nesbitt, Mallory, video, 2016-17
 Nesmith, Malcolm Dwayne, LB, 1981-82-83 (co-c)
 Newcomb, Mac, WR, 1984
 Newman, Royce D., OL, 2017-18
 Newell, Ronald Bruce, S, 1965; QB, 1966-67
 Nicholas, Ivan A., DB, 2011-12
 Nichols, Bradley J. (Brad), LB, 2001
 Nichols, Jonathan R., K, 2001-02-03-04
 Nichols, Rodney J., trainer, 1974
 Nicholson, Quintila D. (Moine), RB, 1994-95
 Niebuhr, Robert Bryan, OT, 1974; DLT, 1976; MG, 1977-78
 Nixon, Tré A., WR, 2017
 Nkemdiche, Denzel R., LB, 2012-13-14-15
 Nkemdiche, Robert C., DE, 2013; DT, 2014-15
 Noble, Nathan T., K, 2012; 2014-15-16
 Noblin, Jeff, DB, 1984; FS, 1985-86
 Norman, Charles R. (Chuck), P, 1965-66
 North, Roy, E, 1940
 Northam, Lance F., mgr., 2000-01
 Northam, Larry Ray, DT, 1970; OT, 1971; TE, 1972
 Northcutt, Kellen Jamil, LB, 2001-02-03

ALL-TIME LETTERMEN

Northern, Hal C., DT, 2018
 Nuismer, Jack N., TE, 2011; 2013
 Nunn, Freddie Joe, DE, 1981-82-83-84 (co-c)

O

Oakley, Jason Scott, mgr., 2000-01
 Odom, Edcardo B. H. (Ed), WR, 1995
 Odom, Jack L., E, 1947-48
 Oher, Michael J., OG, 2005; OT, 2006-07-08 (co-c)
 Olander, Carl John (Bubba), OG, 1976-77
 Oliver, Eric E., DB, 2001-02-03-04 (co-c)
 O'Malley, Sean, NG, 1991-92-93
 O'Mara, Braxton B., C, 1918; 1921
 Ordway, Cameron D. (Cam), DB, 2015-16-17-18
 Orr, Deano, OLB, 1990; LB, 1991; DE, 1992; FB, 1993
 Orrell, John Sharp III (Shae), P-K, 2003
 Osgood, Chris, QB, 1985-86
 Oswald, Robert J. (Bobby), QB, 1946-47-48
 Otis, James C., DE, 1979-80-81; LB, 1982
 Ott, Dennis H., G-T, 1952-53
 Ott, Reggie, FB-HB, 1951-52
 Ott, Timothy A., DT, 1978
 Overdyke, William, 1969-70
 Owen, Bryan, K, 1985-86-87-88 (co-c)
 Owen, Joe Sam, FB, 1969
 Owen, Joe Sam, II, CB, 1996-97
 Owen, Robert L., WG, 1968
 Owen, Samuel Walton, Jr., LG, 1961-62
 Owens, Darrick, SE, 1990; WR, 1991
 Owens, Robert L., T, 1957-58-59

P

Pace, W. Reginald (Reggie), C, 1974-75-76 (co-c)
 Pack, Garry W., LB, 2004-05-06
 Pack, Markell D., WR, 2014-15-16-17
 Palmer, Ashlee, LB, 2007-08
 Panzarella, Anthony E., NG, 1993; DT, 1994
 Pappanastos, Paul Andrew (Andy), K, 2014-15
 Parham, David Howard, OG, 1971-72; OT, 1973
 Parrish, Randy, mgr., 1989-90-91
 Park, Robert (Rob) D., P, 2005-06-07-08
 Parker, Edd Tate, E-T, 1951-52-53
 Parker, Nicholas J., Sr., RB, 2012; TE, 2013-14
 Parker, Thomas, E-T, 1936-37-38
 Parkes, James C., Jr., C, 1966-67-68
 Parkes, Robert S., RCB, 1976
 Parkes, Roger B., CB, 1973
 Parks, Hugh Harold (Hank), SE, 1970
 Parnell, Jermy A., DE, 2008
 Parrott, Reggie, LB, 1987-88-89-90
 Partin, Alan Wayne, OT, 1981-82
 Partridge, C.K. (Dewey), FB-RH, 1957-58-59
 Paslay, Joseph E. (Joe), 1957
 Paslay, Lea C., HB-QB, 1951-52-53; 1956
 Patch, Dan, QB, 1944
 Pate, Jeff, mgr., 1986
 Pate, Joey, mgr., 1983-84
 Patridge, Stewart D., QB, 1996-97 (co-c)
 Patterson, Clay, video, 2017
 Patterson, Hunter, mgr., 1997
 Patterson, Javon, OL, 2015-16-17-18
 Patterson, Jerome, T, 1915
 Patterson, Patrick (Pat) D., WR, 2009
 Patterson, Shea C., QB, 2016-17
 Patton, Elack Chastine, HB, 1894
 Patton, Houston, QB-HB, 1953-54-55
 Patton, James R. (Jimmy), Jr., HB, 1952-53-54 (co-c)
 Patty, J.W., E, 1927-28-29
 Payne, I.J., E, 1928-29-30
 Peabody, Greg, K, 1987
 Pearce, Rex, HB, 1944
 Pearce, Trey, video, 2007-08
 Pearson, Markee T., FS, 1998
 Pearson, Thomas H. (Babe), LT, 1947-48-49-50

Pearson, Vashon S., RB, 2002-03-04
 Peden, David W., OL, 2000
 Peel, John, DE, 1977-78-79
 Peebles, Everett U., E, 1928-29-30 (c)
 Peebles, Larry, 1984-85-86
 Pegram, James Allen, TE, 1975
 Pellerin, Jason C., QB, 2016; TE, 2017-18
 Pena, Gilbert, DT, 2011-12
 Pendleton, Wesley D., DB, 2011-12
 Pennamon, D'Vaughn M., RB, 2016-17
 Pennington, Gerard M. (Jerry), RG, 1976
 Perkins, A.P., G, 1923-24
 Perkins, Charles G. (Charlie), Jr., OL, 1997-98-99-2000
 Perkins, James B., Jr., RG-mgr., 1905-06
 Perkins, P.A., sub., 1904
 Perry, Leon, Jr., FB, 1976; TE, 1977-78; FB, 1979
 Perry, Mario, TE, 1984-85-86
 Perry, Monty, OG, 1989-90
 Peters, Michael J. (Mike), TB, 1993-94
 Peters, Ned, HB, 1934-35-36
 Peterson, Cory S., WR, 1996-97-98-99 (tri-c)
 Pettet, Thomas J. (Joe), E, 1962-63-64
 Pettis, William S., Jr., mgr., 1900
 Pfeffer, W.L., FB, 1907
 Pharr, Brandon, mgr., 2005
 Phenix, Patrick I., OT, 1979-80-81-82
 Phillips, Brenton (Brent) L., DB, 2009
 Phillips, Forrest C., Jr., mgr., 1979-80-81
 Phillips, Hermon B., E, 1947
 Phillips, Jamie T., LB, 2007
 Phillips, Mark Wesley, LS, 2010
 Phillips, Scott M. (Scottie), RB, 2018
 Philpot, Cory, RB, 1991-92 (co-c)
 Pierce, Matthew H. (Matt), WR, 2003-04-05
 Pierce, Richard Wayne, C, 1982-83-84
 Pierce, Tommy, mgr., 1983
 Pigford, W.L., mgr., 1917
 Pilcher, Chad, RB, 2002-03
 Pilkinton, Sam T., T-G-E, 1905-06; 1911
 Pittman, Jamal Y., RB, 2003-04-05
 Pittman, James Bradley (Brad), CB, 1974; SS, 1975-76
 Pittman, Thomas Michael (Mike), DT, 1974-75-76
 Pitts, Quintin, TB, 1984
 Pivarnik, John, T, 1940
 Plash, Samuel J.G. (Sam), OL, 2018
 Plasketes, George M., QB-DE 1975; DLE, 1976; DE, 1977 (co-c)
 Polk, Robert Taylor J., LB, 2014-15-16-17
 Poole, Calvin Phillip, G, 1946-47-48
 Poole, George Barney, LE, 1942; 1947-48
 Poole, Jack Lewyl, E, 1948-49
 Poole, James E. (Buster), LE, 1934-35-36
 Poole, James E. (Jim), Jr., TE, 1969-70-71
 Poole, Oliver L., T, 1946
 Poole, Ray S., RE, 1941-42; 1946 (c)
 Poole, Ray S., Jr., TE, 1976
 Pope, Carl Allen, TB, 1965
 Popp, Romeo, FB-QB, 1939-40
 Porter, James Edward, FB, 1970-71-72
 Porter, Frank, FB, 1983; DB, 1984; SS, 1985
 Portis, Michael, DE, 1982; NG, 1983-84-85 (co-c)
 Posey, H.H., 1895
 Potepa, Jimmy K., RB, 2013
 Potts, Ed, G, 1930
 Powe, Alexander, M., QB, 1908
 Powe, Jerrell Q., DL, 2008-09-10 (co-c)
 Powell, Eric, FS, 1986
 Powell, Kelly Newton, QB, 1981-82-83 (co-c)
 Powell, Kenneth W., RG, 1960
 Powell, Travis, mgr., 1962
 Powers, Jimmy T., T, 1954
 Powers, John Preston, LS, 2006-07-08-09
 Prater, Charles, OLB, 1988
 Preston, Roell, WR, 1993-94
 Prewitt, K. Cody, DB, 2011-12-13-14

Price, Charles, E, 1930
 Price, Don, CB, 1986-87-88-89
 Price, James Richard, LG, 1958-59-60
 Price, Jarratt, FB, 1978-79
 Priestly, Harry D., Jr., 1897 (c)
 Prince, Donald E. (Don), OL, 2002
 Prince, T.J., G, 1925-26
 Pritchard, Dalton, mgr., 2017-18
 Pritchett, Kelvin, NG, 1988-89; DT, 1990 (co-c)
 Propst, Jack R., LS, 2017-18
 Provencher, Shannon K., OG, 1994-95-96
 Pruett, Billy Riddell, C-G, 1955-56-57
 Pruett, Dawson, C, 1987-88-89-90 (co-c)
 Puryear, H.H., G, 1911-12
 Putman, Tyler D., OL, 2016
 Pyatt, James K., video, 2009
 Pyron, Robert, trainer, 2007-08

Q

Quick, Tyler B. (Ty), TE, 2014-15-16-17
 Quinn, William C. (Buster), mgr., 1983-84

R

Raborn, John H. (Jack), LB, 2017
 Radford, Jimmy W., mgr., 1973
 Ranatza, Michael A., C, 1974
 Randall, George M. (Buck), FB, 1961-62-63
 Randolph, Vivian, QB, 1911
 Ratcliff, Culley C., HB, 1920
 Rather, Edward, mgr., 1939
 Ratliff, John W., WR, 2013-14
 Ratliff, Robert B., QB, 2013
 Ratliffe, Johnathan, DB, 2015
 Rawlings, Sean M., OL, 2015-16-17-18
 Rawson, Thomas, mgr., 2006-07-08
 Ray, E.H. (Red), C-HB-T, 1917; 1918 (c); 1919
 Ray, Joe, FB, 1982
 Ray, S.T., FB, 1974
 Rayborn, Jerry Joe, E, 1963
 Rayburn, Tony, OG, 1984; OG-C, 1985 (co-c)
 Rayford, Omar M., WR, 2000-01
 Razzano, Richard A. (Rick), RB, 2001-02-03-04
 Redhead, John A., Jr., sub-RT, 1898-99-1900
 Reed, Benton, DT, 1983-84-85
 Reed, Edwin, WR, 1979
 Reed, Garland R. (Randy), TB, 1969; TB-FB, 1970; TB, 1971
 Reed, James M., TB, 1973-74-75
 Reed, John B. (Jack), QB-S, 1951-52
 Reed, John E., mgr., 1907
 Reed, Robert E., HB-QB, 1997
 Reed, S. Leroy, Jr., LH, 1955-56-57
 Reeder, Herbert, E, 1931
 Regan, George Bernie, E, 1959
 Reid, Ed, RT, 1924; QB, 1925
 Reiley, Marion W., RT, 1903
 Renshaw, Paul, sub., RE-QB, 1906; 1908-09
 Restmeyer, Grant W., QB, 2018
 Reyes, Tutankhamen M. (Tutan), OT, 1996-97-98-99
 Reynolds, Robert R., G, 1916
 Rhodes, Jeff, OG, 1986; OT, 1987-88; OG, 1989
 Rhodes, Thad D., DB, 2004
 Rice, Alfred L. (Al), LB, 1996-97-98-99
 Rice, Eric Deivan Tucker, TE, 2000; 2002-03-04
 Rice, Tommy, mgr., 1963
 Richards, Tyrone, FB, 1976-77-78
 Richardson, Jerry Dean, LE, 1965-66-67
 Richardson, John A., FB, 1964-65
 Richardson, Marion L., (Mel), Jr., LB-DE, 1972-73
 Richardson, Patrick, video, 2007-08
 Richardson, Ricky, DE, 1986-87; OLB, 1988-89
 Richardson, William, T, 1933-34-35
 Richmond, W.M., 1895
 Richter, Todd, FS, 1985

Ricketts, Joshua J. (Josh), WR, 2018
 Ricks, W.B., mgr., 1898
 Riddell, T.H., C-HB, 1919-20
 Ridgeway, Cody C., P, 2001-02-03-04
 Ritter, Andrew W., K, 2009-10-11; 2013
 Rivers, Gerald E., DE, 2009-10-11
 Roane, Ralph H., LT, 1900
 Robbins, Brad, trainer, 2000-01
 Robbins, Jessica, trainer, 2004; 2006
 Robbins, Michael D. (Mike), TB, 1966-67
 Roberson, J. Lake, Jr., RG, 1938-39-40
 Roberson, Shed H., E, 1932-33-34
 Roberson, Shed H., Jr., RG, 1958-59
 Roberts, Bobby David, SE, 1969
 Roberts, Brent R., trainer, 2001-02-03-04
 Roberts, Camp, FL, 1988; TE, 1989-90
 Roberts, Fred F., Jr., FB, 1961-62-63
 Roberts, George, G, 1942
 Roberts, James B., T, 1960-61-62
 Roberts, Kelly, RE, 1965
 Roberts, Pinky, G, 1914
 Robertson, Daniel D., LB, 1979-80-81-82
 Robertson, G.H., sub-RG, 1905-06
 Robertson, George H. III (Rob), LB, 2001-02-03-04 (co-c)
 Robertson, Jeff, mgr., 1984
 Robertson, Joseph E., LT, 1958-59-60
 Robertson, Randy, trainer, 1983-84
 Robertson, Reginald M., FB, 1960
 Robertson, Steven B. (Chip), mgr., 1976
 Robertson, Will E. (Pete), DT, 1973-74-75; MG, 1976
 Robich, Richard C. (Rich), LB, 1994
 Robinson, Austrian D., DT, 2016-17-18
 Robinson, Bobby Dewitt, LG, 1962-63-64 (co-c)
 Robinson, Bradley L., CB, 1997
 Robinson, Cory A., DL, 2001-02-03-04
 Robinson, George O., sub-c., 1899
 Robinson, Howard D., FB, 1919-20-21 (c)
 Robinson, John W., FB-RH, 1958-59-60
 Robinson, Kelvin D., DB, 2002-03-04-05
 Robinson, Michael, CB, 1988-89-90
 Robinson, William Robert, KS, 1981
 Rocconi, Tyler P. (Ty), DB, 2018
 Roddy, Brandon L., DL, 2001
 Rodgers, Andree, FL, 1983-84-85
 Rodgers, Paul C., FB, 1950
 Rodgers, Rab, HB, 1933-34-35
 Rogers, Daniel B., mgr, 1974
 Rogers, Lee K., K, 2000-01-02-03
 Romm, John A., DE, 1999-2000
 Ronard K. (Rocky), QB, 1949-50-51
 Rone, Andre L., WR, 1996-97
 Rose, Bryson W., K, 2010-11-12
 Rose, Henry, FB, 1944
 Ross, John, mgr., 1990-91-92-93
 Ross, John R., WR, 1992
 Ross, Lent A., FB-QB, 1929-30-31
 Ross, Lynn, LB, 1991-92 (co-c)
 Ross, Richard D., C, 1960-61-62
 Ross, Warner A. (Nubbin), C, 1983-84-85
 Roudebush, A.H., LE, 1893 (c)
 Rounsaville, Charles L. (Baby), E, 1932-33-34
 Rouse, Quenting, mgr., 2017
 Roussel, Peter C., mgr., 2001
 Rowan, Leon F., G, 1917
 Ruby, Pete, C-QB, 1931-32-33
 Rucker, Robert R. (Randy), SS, 1976
 Ruffin, Jeremy D., DB, 2002
 Ruggs, Keivontae' D., LB, 2018
 Rushing, Herbert (Doodle), HB, 1928
 Rushing, Will, mgr., 2008
 Russell, Christian J., LB, 2014-15
 Russell, Jack, G, 1945
 Russell, Lucius Thompson, LG, 1893
 Russell, Michael W. (Coot), C, 1978-79-80

ALL-TIME LETTERMEN

Russell, Richard H. (Stump), LB, 1972-73-74 (tri-c)
 Russell, Robert L., LB, 2005-06
 Rutledge, Jonathan W., mgr., 2009
 Rutledge, L.J., LG, 1904
 Ryan, Garrett O., DE, 2009

S

Salley, David W., HB, 1950
 Salley, James W., HB, 1950
 Salloom, Mitchell, T, 1923; 1925-26
 Salmon, Farley (Fish), RH, 1945-46-47; QB, 1948
 Sam, Billy, RH, 1939-40-41
 Samuels, E.S., G, 1912
 Sanders, Aubrey E., RT, 1957-58
 Sanders, Brandon M., LB, 2009
 Sanders, Jontavious B. (Braylon), WR, 2017-18
 Sanders, Donald Wayne, mgr., 1970
 Sanders, Vincent D., WR, 2011-12-13-14
 Sanders, Wm. Ervin, T, 1938
 Sanders, William H. (Billy) (Nub), mgr., 1951
 Sandroni, Todd, FS, 1987-88-89-90
 Sanford, Jamarca D., DB, 2005; DB-LB, 2006;
 DB, 2007-08 (co-c)
 Sanford, Toward A., RB, 1999-2000-01-02
 Sanguinetti, William A. (Drew), trainer, 1987-88-89
 Sanogo, Mohamed B., LB, 2017-18
 Sartin, Daniel M. (Dan), LT, 1965-66-67 (co-c)
 Sarver, Jeff, SE, 1988
 Saul, James K., SE, 1965-66
 Savage, James, DE, 1984
 Savell, Tyler, video, 2015-16
 Sawyer, Charles B., DB, 2010-11-12-13
 Sawyer, Justin D., TE, 1999; TE-C, 2000; 2002; C, 2003
 Scales, Ewell D., LH, 1893; T, 1894-95 (c)
 Schaeffer, Brentis J. (Brent), QB, 2006-07
 Schimmel, Jay, OT, 1985-86-87
 Schneller, Bill, QB, 1937-38-39 (c)
 Scott, Antionne D., TE, 1997; TE-DT, 1998; DE, 1999;
 DT, 2000
 Scott, Arthur, DE, 1985-86-87; OLB, 1988
 Scott, Charles C., IV (Charlie) RB, 2012; TE, 2013-14
 Scott, Harvey L. (Morris), DE, 1995-96-97-98
 Scott, Jeff D., RB, 2010-11-12-13
 Scott, Lawon M., DL, 2007-08-09-10
 Scott, Rodney E., 2009-10
 Scott, William E. (Wes), WR, 1999; DB, 2000; DB, 2002-03
 Scruggs, Arthur, E, 1921-22
 Searfoss, Stephen A., OG, 1978; 1980-81-82
 Sears, Billy, FB, 1945
 Seawright, Norman H., SE, 1978-79
 Seay, Clant J. M., mgr., 1934
 Seymour, Arnold, NG, 1982-83
 Shackelford, Deterrian (D.T.) L., LB, 2009-10-14;
 DE-LB, 2013
 Shahid, Ahmed B. (Shack), OT, 1993-94
 Shanafelt, Paul, 1974
 Shands, Harley R., sub., 1898
 Sharman, J.R., T-E, 1915-16
 Sharp, L.V., E, 1951
 Sharpe, Elmer C., LT-sub., 1898; 1900
 Shaw, Guy Andrew, MG, 1979-80; C, 1981; OT, 1982
 Shaw, Maurice, RB, 1989-90
 Shaw, Vernon, T, 1935
 Sheehan, Eric, OT, 1983-84-85
 Sheffield, Don W., mgr., 1961
 Shelby, John, QB-HB, 1942; 1948
 Shelley, Jonathan, CB, 1983-84-85-86
 Shene, Joshua, PK, 2006-07-08-09
 Shepard, Tajani (Tea), CB, 2015
 Shepherd, Archie, C-G, 1952-53-54
 Sheppard, Qaadir S., DE, 2017-18
 Sherling, John-Patrick, LB, 2015-16-17
 Shields, Frank L., LH-RH, 1910-11
 Shields, John R., LH-FB, 1905; 1909

Shinault, James Rushing, E, 1894
 Shoemaker, Allen C., HB, 1932-33-34
 Shoemaker, James, G, 1915
 Shows, Henry N. (Hank), TE, 1966-67-68 (co-c)
 Shows, James Larry, RT, 1964-65-66
 Shows, Russ, QB, 1989-90-91-92 (co-c)
 Shumaker, Leo, RE, 1903-04
 Shumaker, Michael E. (Mike), TE, 1968
 Simmons, Clyde D. (Doug), Jr., HB, 1969
 Simmons, Delmar, 1924
 Simmons, L.G., E, 1917-18
 Simmons, Wm. M. (Bill), TE 1972
 Simpson, Glynn, mgr., 1959
 Simpson, Jack M., LG, 1955-56-57 (co-c)
 Simpson, Jack R., DT, 1972
 Sims, Anthony W., DE, 1998; DT, 1999-2000-01 (tri-c)
 Sims, Jordan A., OL, 2015-16-17-18
 Singletary, Shannon R., trainer, 1992-93-94
 Singleton-Manning, Tobias K., WR, 2011
 Sinopoli, Charles J., C, 1945
 Sinquefield, Melvin H., C, 1950-51
 Sisler, Wade H., FB, 1917
 Skrmetta, Mitchell M. (Mitch), TE, 1998-99-2000-01
 Slater, Jonathan (Jon), video, 1998; 2000-01
 Slay, James, LE, 1950-51-52
 Sledge, James William, mgr., 1980
 Small, Eddie, DB, 1990; WR, 1991-92-93
 Small, Wm. N. (Bill), FLK, 1973; SE, 1974-75
 Smiley, Esmea, video, 2015-16
 Smith, B.A., HB, 1914
 Smith, Ben P., E, 1893-94
 Smith, Brentley Q. (Brent), OL, 2008
 Smith, Claude M. (Tad), HB, 1926-27-28
 Smith, Danny L., 1979-80
 Smith, Darryl, NG, 1986-87-88-89
 Smith, E.J. (Rudolph), LT, 1956-57-58
 Smith, Eric L., DE, 1977-78-79
 Smith, H.A., E, 1942; 1946
 Smith, Howard E. (Bert), SE, 1976
 Smith, James Virgil, TE, 1986-87
 Smith, Justin B., DL, 2008; 2010-11
 Smith, Keidron A., DB, 2018
 Smith, Kenneth O., T-G, 1963-64-65
 Smith, L.A., RG, 1899
 Smith, L.Q., FB, 1974; 1976; TE, 1977
 Smith, Lee Joseph, G, 1940
 Smith, Mac, K, 1988-89-90
 Smith, Mark A., RB-CB, 1992; RB, 1993-94;
 RB-HB, 1995
 Smith, Marley, T, 1932
 Smith, Marvin G. (Erm), HB, 1938-39
 Smith, Michael A. (Mike), DB, 1980-81
 Smith, Michael C., TE, 1982-83-84-85
 Smith, O.R., T, 1922; 1924
 Smith, Otho, 1928
 Smith, Ralph A. (Catfish), LE, 1959-60-61 (tri-c)
 Smith, Ralph Guy (Brim), HB, 1963
 Smith, Rashawn L. (Ray Ray), LB, 2014-15-16
 Smith, Reggie D., DE, 1997
 Smith, Richard Joel (Dicky), LB, 1970
 Smith, Robert (Thunder), FB, 1984-85; LB, 1986-87
 Smith, Robert T., TE, 1973
 Smith, Steven H., LB, 1973-74
 Smith, Stewart, E, 1940
 Smith, Thomas Larry, HB, 1961-62-63
 Smith, Timothy, OG, 1971-72
 Smith, VK., G, 1925-26-27
 Smith, Wayne B., C, 1921-22-23-24
 Smith, William (Bill), P/K, 1983-84-85-86
 Smithson, Claude T., HB, 1921-22-23-24 (c)
 Smylie, J.B., 1895
 Smythe, Frank W., LE, 1913-14 (c)
 Snead, Levan B., QB, 2008-09
 Snyder, Michael E., trainer, 1974-75
 Soehn, Woody, OT, 1984; C, 1985; OT, 1986-87

Somerville, Robert, Jr., 1903-04-05
 South, Barry T., RB, 2003
 Southerland, Trea, FS, 1989; SS, 1990; CB, 1991;
 SS, 1992
 Sowder, Shawn, TE, 1987-88
 Sowell, Bradley K., OL, 2008-09-10-11 (co-c)
 Sparks, Dean Justin, K-P, 2007-08-09
 Sparks, Michael, OT, 1990-91
 Speaks, Breiland C., DT, 2015-16-17
 Spearman, Armegis O., LB, 1996-97-98-99 (co-c)
 Spears, James W., RG, 1958
 Spence, L.P., LB, 2001-02-03
 Spencer, Christopher C. (Chris), OL, 2002-03; C, 2004
 Spiers, Tommy, QB, 1952
 Spivey, R.E., E, 1920
 Spore, Jerry P., SAF, 1978
 Spurlock, Micheal C., QB, 2003-04; QB-RB, 2005
 Stackhouse, Charles E., RB, 1998-99-2000-01 (tri-c)
 Stafford, Elvin A. (Pete), 1944
 Stagg, Leonard, HB, 1942
 Stallings, Cornelius Tre', OL, 2002-03-04-05 (co-c)
 Stallings, Danny Lee, DHB, 1970-71; SE, 1973
 Standifer, Anthony, DB, 2012
 Stanley, Nathan T., QB, 2009-10
 Stearns, Michael P., OT, 1980-81
 Steele, Wm. Scott, LB, 1972-73-74; DE, 1975
 Stennis, Dudley, T, 1894
 Stephens, Emmanuel L., DE, 2008-09
 Stephens, Hubert D., G, 1894; E, 1895
 Stephens, Rogers D., K, 1991-92
 Stephens, William A., mgr. (video), 1996-97-98
 Sterling, Jason R., mgr., 2001-02
 Stevens, P.J., PK, 1982
 Stevens, W.R.B., mgr., 1913
 Stewart, H.F. (Chip), WT, 1966; TE, 1967
 Stewart, James, DE, 1984
 Stewart, Jerry, LB, 1982-83
 Stewart, Joel, CB, 1977-78-79-80 (co-c)
 Stigler, Samuel James, mgr., 1958
 Still, Ben E., OL, 2012-13-14-15
 Still, Claude, sub., 1893
 Stockett, Lawson S., DE, 2018
 Stojkovic, Martin G. (Marty), LB, 1996; FB, 1997
 Stolt, John J., LG, 1955
 Stone, Ed G., QB, 1931-32-33
 Stone, Henry Jerry, C, 1954-55-56
 Storey, James W., LB, 1974; FB, 1975-76-77
 Storey, Michael, 1976
 Stoudt, Zackary (Zack), QB, 2011
 Stovall, John A., G-T, 1922-23
 Straughn, Robert, G, 1951
 Street, Donald Earl (Don), FB, 1965-66-67
 Street, Jarrion, DB-RB, 2016; DB, 2017
 Stribling, James A. (Jack), LE, 1946-47-48-49
 Stribling, Majure B. (Bill), RE, 1945; 1948-49-50
 Strickland, Randolph T., C, 1905
 Strickland, Timothy S., FS, 1996-97; CB, 1998-99 (tri-c)
 Stringer, L.O., QB, 1923
 Stringfellow, Damore'ea D., WR, 2015-16
 Strong, Chris D., LB, 2007
 Strong, Eddie D., LB, 1998-99; 2001-02 (co-c)
 Strong, Temario L., LB, 2013-14-15-16
 Strother, Adrian, OT, 1989-90
 Stroud, Damon, mgr., 1986; 1988-1989
 Stuart, George E., LB, 1974-75-76 (co-c)
 Stuart, James B., III, DE, 1971; DT, 1972; LB, 1973 (co-c)
 Stuart, J. Graham, DB, 1979-80
 Stubblefield, Jerry, QB, 1965
 Studdard, Vernon, WB, 1968-70
 Sturgeon, Joel P. (Walker), DE, 2013-14
 Suggs, Carlos E. Jr., WR, 2005-06
 Sullivan, Charles J. (Jim), SE, 1966-67
 Sullivan, Frank, FS, 1991-92
 Sullivan, John, mgr., 1963
 Sullivan, Louie Wesley, RE, 1960-61-62

Sullivant, John N., mgr., 1936
 Sultan, Dan I., LT, 1902
 Summers, Markeith S., WR, 2007-08-09-10
 Summers, Chester L., T, 1917
 Sumrall, William W. (Billy), TB, 1962-63-64
 Sutherland, Leslie S., FS, 1973; SS, 1974
 Sutton, Steve, C, 1986-87
 Swaim, Kenneth C. (K.C.), OL, 2018
 Swatzell, Scott, RB, 1989-90-91
 Swayze, Tom K., E, 1930-31-32
 Sweet, Michael W., TB-SE, 1974; TB, 1975-76
 Sweetland, Michael R. (Mike), WG, 1965-66-67
 Swindall, Charles E., C, 2010 -11-12-13
 Swinney, C.P., C, 1940-41
 Swinney, Eric P., RB, 2016-17-18
 Swor, Zolite Alton, E, 1931-32
 Sykes, Shawn (Lightning), TB, 1985-86-87-88
 Synnott, Bradley A. (Brad), OL, 2000

T

Ta'amu, Jordan T., QB, 2017-18
 Tapp, William T. (Billy), QB, 2008-09
 Tate, Darius O., DB, 1999
 Tatum, Joshua O. (Josh), OL, 2010
 Taylor, Alfred Leland, mgr., 2010-11
 Taylor, Charles (Chico), LH, 1960-61
 Taylor, Eldred (L.J.), HB, 1997-98; WR, 1999-2000
 Taylor, Harry, E, 1948
 Taylor, J. Lee, mgr., 1979-80-81-82
 Taylor, Jeffery Y. (Jeff), LS, 1984
 Taylor, Leslie Edward, Jr., G, 1965-66-67
 Taylor, Michael J. (Mike), LS, 2018
 Taylor, Quentin L.R., LB, 2005-06
 Taylor, Roderick (Rod), OL, 2014-15-16-17
 Taylor, Syniker O., FS, 1998; FS-WR, 1999;
 DB, 2000-01 (co-c)
 Taylor, Tommy F., RH, 1956-57-58
 Teevan, Neil, K, 1983
 Tempfer, J.G. (Chuck), LE, 1961
 Temple, Marcus D., DB, 2008-09-10-11 (co-c)
 Templeton, Billy, LE, 1956-57-58
 Terracin, Steve Wayne, E, 1964-65-66
 Terrell, Marvin, Jr., G, 1957-58-59
 Terrell, James M. (Mitch), TB, 1962
 Terrell, Ray, RH, 1941
 Terry, Decker L., C-G, 1957-58
 Thames, Mickey, OG, 1977-78-79
 Thaxton, James Cair, RG, 1964
 Therrel, J.S., E, 1912
 Thigpen, Ed, FB, 1987; RB, 1989-90
 Thigpen, Gary D., CB, 1995-96-97-98 (co-c)
 Thomas, Andre (Hammerhead), RB, 1980-81; FB, 1982
 Thomas, Brandon R., LB, 2006-07
 Thomas, Bryant F., DB, 2003-04-05
 Thomas, Darryl, CB, 1983
 Thomas, Devin W., RB, 2008; 2010-11-12
 Thomas, Frederick L. (Fred), CB, 1994
 Thomas, James Larry, LB, 1968; MG, 1969
 Thomas, Jim Earl, RB, 1987; TB, 1988; RB, 1989-90
 Thomas, Kevin D., SS, 1998; LB, 1999-2000-01 (tri-c)
 Thomas, LeMay P., WR, 1992-93-94-95
 Thomas, Marquise, OLB, 1991; DE, 1992
 Thomas, Roville (Bobo), DB, 1980
 Thomas, William (Pepper), LH, 1954
 Thomas, Zachary H., trainer, 2009-10-11
 Thompson, Carlos D., DE, 2010-11; 2013-14
 Thompson, Keith, DE, 1987; OLB, 1988-89
 Thompson, Robert, G, 1925
 Thompson, Robert P., RH, 1898
 Thompson, Robert W., G, 1919
 Thompson, Steve, trainer, 1990
 Thornton, Chester, TB, 1979
 Thornton, Evans (Shine), RB, 1932
 Thornton, James R., E, 1951

ALL-TIME LETTERMEN

Thornton, Johnny H., DT, 1978
 Thornton, Nathan, RB, 1991-92-93
 Thorse, Frank E., 1940-41-42
 Thurlley, Hunter D., TE, 2015-16
 Tibbler, Jerry P., FB-RH, 1944; 1947-48
 Tillery, Douglas W., FB, 1962
 Tillman, James S. (Jimmie), FB, 1938-39-40
 Tillman, Marcus L., DL, 2006-07-08-09 (co-c)
 Tillman, Ronald, TB, 1965
 Timmons, Aaron, HB, 1944
 Tipton, Julius R., RE, 1893-94
 Tisdale, Tariqious, DE, 2018
 Toler, Kenneth P. (Ken), SE, 1978-79-80 (co-c)
 Tollison, Bubba, 1970
 Tomaso, Mike, trainer, 1998
 Torgerson, Larry Donald, OG, 1968; DT, 1969-70
 Totten, G.C., 1924
 Townes, Clarence Henry, HB, 1894
 Townes, Jack A., mgr., 1964
 Townsend, Andre, DT, 1981-82-83 (co-c)
 Townsend, Lorenzo A., RB, 2003-04
 Trahan, Patrick E., LB, 2008-09 (co-c)
 Trainer, Orlando K., NG, 1994; OG, 1995; OT-DT, 1996
 Transou, Lewis, mgr., 1940
 Trapp, Frank Williams, LB, 1966-67-68
 Trapp, Lee H., G, 1930-31-32 (c)
 Trauth, Marvin H., LT, 1950-51-52
 Travis, Brent, mgr., 1989-90
 Traxler, David L., Jr., OG, 1977-78-79
 Traxler, David L., III, OL, 2005-06; TE, 2007-08
 Treadway, Jack, mgr., 2017-18
 Treadwell, Laquon M., WR, 2013-14-15
 Tribble, Melanie, trainer, 1985
 Trimble, William, G, 1933
 Trotter, Trafton A., FB, 1993-94
 Trotter, William C., LH-LE, 1907-08; 1909 (c); 1910
 Truett, George W., E, 1952
 Truitt, Eric, DB, 1982-83-84; CB, 1985
 Tucker, Ben, video, 2011
 Tucker, Clinton B., video, 2014
 Tuggle, Jimmy, FB, 1952
 Tuitt, Chandler F., OL, 2017-18
 Tunsil, Laremy A., OT, 2013-14-15
 Turnbow, Guy T-FB, 1930-31-32
 Turner, Antonio D., RB, 2005; LB, 2006-07
 Turner, Christopher (Chris), TE, 1991-92-93-94
 Turner, Gary W., DE, 1973-74-75-76
 Turner, John H., Jr., LG, 1964
 Turner, Thomas N., G, 1929
 Turner, Tremaine T., RB, 1999-2000; 2002-03
 Tyler, Breck, FLK, 1980-81

U

Upchurch, Robert K., C, 1961-62-63
 Urbanek, James E. (Jim), RT, 1965-67
 Ussery, Flint L., LB, 1994
 Uzzle, Robert H. (Bobo), DE, 1966-68

V

Vacca, Richard W., DE, 1979
 Valverde, Charles, LG-LE, 1907-08
 Van Devender, Wm. J. (Billy), MM, 1968-69-70
 Vandevere, Wm. E., E, 1911-12
 Van Every, David Shelby Jr., OL, 2003
 Vann, Clay, OLB, 1990; DE, 1992
 Vann, Thad (Pie), T, 1926-27-28 (c)
 Vargo, Curt B., mgr., 1995
 Vassar, Jason, video, 2003-04; 2006
 Vaughan, Marvin M., RB, 2003-04
 Vaughan, Robert C., DT-WT, 1965-66-67
 Vaughn, Cassius M., DB, 2006-07-08-09
 Vaughn, Gerald, CB, 1989; SS, 1991; FS, 1992
 Vaughn, LaDerrick L., DE, 2008

Veasley, Jeremy, FB, 1992-93
 Veazey, Burney S. (Butch), TE, 1971-72-73
 Vega, Chad, mgr., 1990-91-92
 Vega, Jarrod D., mgr., 2000-01-02
 Viertel, Rachel, trainer, 2005
 Vincent, Keydrick T., OL, 1997-98-99-2000
 Vinson, David L., C, 1993-94-95 (co-c)

W

Wade, Justin D., LB, 2000-01-02-03
 Wade, Luther Webb, FB, 1970; DT, 1971
 Wade, Robert Myers (Bobby), FB, 1965-66-67
 Wade, Todd M., OG, 1996; OT, 1997-98-99 (co-c)
 Wainwright, Ralph, C, 1899
 Wakefield, Victor Reed, Jr., LCB, 1973; TB, 1974
 Walker, Allen T., LB, 2007-08-09-10
 Walker, Donald, trainer, 1977-78
 Walker, Gerald H., HB, 1928
 Walker, Gregory Scott, TE, 1981-82; TE-OT, 1983; OT, 1984
 Walker, Harrison Carroll, Jr., QB, 1965-66
 Walker, Harvey W., QB, 1926-27-28
 Walker, Paul L., mgr., 1973
 Walker, Richard H., G, 1922-23
 Wallace, Burnell M. (Mike), WR, 2005-06-07-08
 Wallace, Daniel D. (Dan), mgr., 1995-96-97-98
 Wallace, James M., LHB, 1900
 Wallace, William R. Jr., (Bo), QB, 2012-13-14
 Waller, Edward (Ed), Jr., trainer, 2007-08
 Wallis, James H. (Jimmy), QB, 1967-68; MM, 1969
 Walls, Wesley, DE, 1985-86-87; TE-DE, 1988 (co-c)
 Walsh, Barry, 1985
 Walsh, Willie Henry, MM, 1970; SS, 1971; RCB, 1972
 Walters, James A., T, 1953-54
 Walton, Byron S., RE, 1910-11
 Walton, Jaylen M., RB, 2012-13-14-15
 Wamble, James E. (Jim), LB, 1976
 Wander, Mose, mgr., 1933
 Ward, Channing J., DE, 2012-13-14-15
 Ward, Harry, mgr., 1926
 Ward, Jesse Davis, LE, 1937-38
 Ware, Cassius, LB, 1992-93
 Warfield, Gerald Wayne, MM, 1964-65; S, 1966
 Warner, Jack, QB, 1945
 Warren, Homer E., HB, 1916
 Warren, Thomas Grant, P, 2016
 Washington, Alexander O. (Alex), OL, 2008-09-10-11
 Washington, Quincy J., DE, 1997
 Watkins, Dennis R., RT, 1976; OG, 1978
 Watkins, Thomas B., QB, 1900-01; 1903
 Watson, Bill E., G-T, 1949-50-51
 Watson, Henry D., Jr., RE, 1907
 Watson, R. Virgil, G-T, 1914; 1916
 Watson, Thomas C., QB, 1904
 Way, Issac T., K, 2018
 Wayne, Nathaniel (Nate), Jr., LB, 1994-95-96-97 (co-c)
 Weatherly, James D. (Jimmy), QB, 1962-63-64
 Weathers, Curtis L., TE, 1974; 1976-77; SE, 78 (c)
 Webb, David B., trainer, 1998; 2000-01
 Webb, Hunter (Buddy), G, 1942
 Webb, Jay, DE, 1984-85 (co-c)
 Webb, Reed S., WG, 1966-67
 Weber, Alexander D. (Alex), WR, 2015-16-17-18
 Webster, Edgar, sub., LE, 1903-04-05
 Webster, Kendarius D. (Ken), CB, 2014-15-16-17-18
 Weese, Norris Lee, QB, 1971-72-73 (co-c)
 Weiss, Richard T., 1952-53-54-55
 Weiss, Richard, Jr., OG, 1978
 Welch, Courtney L. (Court), mgr., 2000
 Welch, Thomas P. (Toby), Jr., mgr. (video), 1997-98; 2001
 Wells, David Kent, WB, 1963-64-65
 Wells, KeShun A., RB, 2018
 Wells, Matthew E. (Matt), LB, 1995-96-97
 Wells, Vernon, QB, 1945

Wenzel, Branden, trainer, 2007-08
 West, Carl E., FB, 1950-51
 West, John Wayne, LT, 1955-56-57
 Westerman, Richard W., HB, 1950-51-52
 Westmoreland, Daniel, TE, 1989-90
 Wettlin, D.G., QB, 1906
 Wheat, William J., Jr., 1975
 Whitaker, David, T, 1942
 Whitaker, Murray P., OT, 1976-77-78
 Whigham, Cameron M., DE, 2010-11-12-13
 White, Abner, C, 1990-91
 White, Brad, FB-HB, 1931-32-33
 White, Brad, CB, 1978-79-80
 White, Charles Keith, DB, 2004
 White, Hiram O., Jr., RB, 2006
 White, Hugh L., C-LG, 1898-99-1900
 White, James Thomas, FB, 1960
 White, John U., Jr., OG, 1974
 White, Kam'Ron J. (Kam), DB, 2018
 White, Lloyd (Bully), G, 1936-37
 White, Robert P. (Randy), OG-C, 1975; C, 1976; OG, 1977 (co-c)
 Whitehead, Julian C., DB, 2009-10
 Whitener, Larry J., G, 1966-67
 Whiteside, Lance, CB, 1991-92
 Whiteside, Paul L., HB, 1951
 Whitten, L.D., E, 1917
 Whittington, John, HB, 1938
 Whittington, O.M., 1921
 Wicker, Brian K. (Kyle), LB, 1993-94-95; DE, 1996 (co-c)
 Wicker, Jacob Andrew, DL, 2003-04; OL, 2005-06 (co-c)
 Wicker, Reginald K. (Trey), TE, 1993; DE, 1994-95 (co-c)
 Wickham, John A. (Johnny), QB, 2004
 Wigley, Daniel, DT, 1986-87-88-89
 Wilburn, Barry Todd, DB, 1981-82-83-84
 Wilcox, Reuben D., HB, 1927-28-29
 Wildman, Zach, trainer, 2007-08
 Wilford, Dan S., E, 1961
 Wilford, Ned B., E, 1961
 Wiley, Charles A., DE, 2017-18
 Wilkins, Ernest, RG, 1905
 Wilkins, Jordan R., RB, 2014-15; 2017
 Wilkins, Joseph T., III, LE, 1962-63-64
 Williams, Amzie J., LB, 1997-98-99-2000
 Williams, B. Frank, QB, 1907
 Williams, Bill, T, 1937
 Williams, Brenden R., DE, 2017-18
 Williams, D.E., 1895
 Williams, David Wayne, G, 1981
 Williams, Don N., RE, 1955-56-57
 Williams, Freddie Lee, TB, 1976-77-78; WR, 1979
 Williams, G.H., G, 1920
 Williams, Gary Neil, LB, 1971; DE, 1972
 Williams, Horace, LE, 1953
 Williams, James M., 1921
 Williams, John, trainer, 1983-84
 Williams, John C., Jr., G, 1954-55
 Williams, Ken, OL, 1988; OG, 1989
 Williams, Malcolm, RB, 1998
 Williams, Murray L., Jr., ST, 1968
 Williams, Nakita, LB, 1979-80-81-82
 Williams, Ralph, Jr., LB, 2011-12
 Williams, Robert C., RB, 1999-2000-01
 Williams, Robert J. (Ben), DT, 1972-73-74; DT-MG, 1975 (tri-c)
 Williams, Robert W., DB, 1980
 Williams, Sebastian (Snake), OLB, 1989; DT, 1990-91; OT-DT, 1992
 Williams, Tyler C., DT, 1998-99
 Williamson, John D. (Hotshot), T, 1926
 Williamson, Lester F. (Nate), 1946
 Williamson, Terry, NG, 1982-83-84
 Willis, Patrick L., LB, 2003-04-05-06 (co-c)
 Willis, Steven, video, 2004-05
 Wilson, Charles (Buddy), C-E, 1933-34

Wilson, David, G, 1934-35-36
 Wilson, Derrick A., OL, 2012
 Wilson, Frank M., TE, 1993-94-95
 Wilson, G. Davis, OL, 1997
 Wilson, Melvin, 1955
 Wilson, Quentin L., DT, 1995; DE, 1996
 Wilson, Robert, HB, 1946-47-48-49
 Wilson, Rufus (Rudy) L., DB, 2009-10; LB, 2011
 Wilson, Stacy E. (Tick), DL, 1991; DE, 1992-93-94
 Windham, Donald W., RG, 1962-63-64
 Windham, John, E, 1925-26
 Winfield, Paul E., SS, 1994; LB, 1995
 Winstead, Bobby Ray, SG, 1968
 Winstead, Jimmy LeRoy (Jim), TB, 1971; FB, 1972; TE, 1974
 Winston, Lowell, T, 1957
 Winter, Michael Todd, trainer, 1988-89-90-91
 Winters, Markel J., DE, 2017-18
 Winther, Richard L. (Wimpy), C, 1969-70
 Wise, Billy, TE, 1978-79-80
 Wisozki, Ray, T, 1941
 Wohlgenuth, John T., TE, 1970; OT, 1971
 Woltreg, Alex, video, 2015
 Wonsley, Nathan, TB, 1983-84-85 (co-c)
 Wood, Andrew, RE, 1906-07 (c)
 Wood, Charles G., C, 1971-73
 Wood, Dan, C, 1941-42 (c)
 Wood, Meredith, HB, 1930
 Woodruff, Clifford E., III (Cliff), OL, 2000-01-02-03
 Woodruff, James Lee (Cowboy), HB, 1957-58-59
 Woodruff, Lee T. (Cowboy), FB, 1927-28-29
 Woods, Joe, WR, 1992-93
 Woods, Kenneth (Kenny), SS, 1998; 2000
 Woods, Savannah, video, 2017-18
 Woods, Zedrick O., DB, 2015-16-17-18
 Woodward, Marcus A., DB, 2000-01
 Woodward, H.C., QB, 1923
 Woodward, Ray, HB, 1942
 Woody, Thomas A., mgr., 2009-10-11
 Worley, Michael S., SS, 1992-93-94
 Worsham, Jerry Dean, G, 1963
 Wottreg, Alex, video, 2015
 Woullard, Isaiah J., RB, 2018
 Woullard, Reginald, SE, 1975; TB, 1976-78-79
 Wrenn, R.B., C, 1914-15
 Wright, Trenton (Trent), SS, 1996-97
 Wunder, Paul M., video, 2006-07
 Wunderlich, Gary K., K-P, 2014-15-16-17
 Wyllie, Phillip, LB, 1978-79-80
 Wysong, Daniel C., Jr. (Danny), SP, 2004

Y

Yandell, Robert (Bobby), HB, 1941-42
 Yappen, Ethan, mgr., 2017-18
 Yarbo, Welborn, T, 1916
 Yeck, Brian S., DE, 2000-01
 Yelverton, Billy G., E-T, 1952; 1954-55-56
 Yergler, J.S., FB, 1903
 Yergler, Wm. G., sub., 1903
 Young, Carl R., G, 1949-50
 Young, John Wm., Jr. (Bill), SE, 1970-71
 Young, Mark, QB, 1985-86-87-88
 Youngblood, John F., DE, 2013-14-15-16

Z

Zanone, Curtis J., mgr., 1974
 Zeigler, Douglas C. (Doug), TE, 199--9-2000-01-02 (co-c)
 Zeppelin, Deron, TE, 1987; OL, 1988
 Zettergren, Joshua P. (Josh), WR, 2007
 Zettergren, Thomas A. (Taz), TE, 2013-14-15-16
 Zuccaro, Christopher B. (Chris), video, 2001-02-03
 Zullo, Michael, mgr., 1985-86

OLE MISS PAGEANTRY

THE GROVE

When Billy Brewer became head football coach at Ole Miss in 1983, he was searching for a way to allow his team to experience the atmosphere and pageantry Rebel fans enjoyed in The Grove while tailgating on gameday. The Grove is a 10-acre grassy plot of ground in the center of campus that is heavily shaded by large oak trees.

Taking a different route two hours before kickoff each home game, Brewer would walk with the team from Kinard Hall, the athletic dormitory, across campus to Vaught-Hemingway Stadium.

In 1985, Brewer started going the same route each Saturday as the team would enter The Grove on the east side of the Student Union and proceed down a sidewalk that runs through The Grove. Ole Miss fans fight for position on both sides of the sidewalk and greet the players with loud cheers. The braver fans even reach out and touch the players as they pass before them.

In the fall of 1998, a “Walk of Champions” arch was erected on the east side of The Grove, where the Rebel players begin their walk for every Saturday home game. The “Walk of Champions” arch was given to the University by the 1962 Rebel football team, which is the only squad in Ole Miss football history to finish a campaign with a perfect record (10-0). The 1962 team won the SEC title and was also named National Champion by the Litkenhous Ratings.

What has become a tradition on Ole Miss football Saturdays continues under head coach Hugh Freeze.

The Grove and Ole Miss produce one of the most unique college football experiences in the South and nationwide. *Sporting News* ranked it among college football’s greatest traditions and described The Grove as “the Holy Grail of tailgating sites.” In listing America’s top sports colleges, *Sports Illustrated* named Ole Miss the nation’s No. 1 tailgating school.



Widely recognized as one of the best tailgating experiences in the country, The Grove has been featured in such publications as The New York Times, Sports Illustrated and Sporting News.

OLE MISS

The University’s nickname — Ole Miss — became part of the institution over 100 years ago, in 1896, when it was selected in a contest held to identify a new student publication, the yearbook. It was suggested by Miss Elma Meek of Oxford. Each succeeding issue of the annual has been given this copyrighted identity. The name gradually became synonymous with the University and is now a treasured segment of University history. The late Frank E. Everett, Jr., B.A. ’32, LLB ’34, put it best when he wrote:

There is a valid distinction between The University and Ole Miss even though the separate threads are closely interwoven.

The University is buildings, trees and people. Ole Miss is mood, emotion and personality. One is physical, and the other is spiritual. One is tangible, and the other intangible.

The University is respected, but Ole Miss is loved. The University gives a diploma and regretfully terminates tenure, but one never graduates from Ole Miss.

REBELS


The name REBELS emerged as Ole Miss’ official athletic nickname in 1936. Suggested by Judge Ben Guider of Vicksburg, it was one of five entries submitted to Southern sports writers for final selection from a list totaling more than 200 proposed nicknames. The promotion was a contest sponsored by *The Mississippian*, the student newspaper. Of the 42 newsmen contacted, 21 responded. “Rebels” was the choice of 18. The University Athletic Committee made the name official with the Committee chairman, the late Judge William Hemingway, stating: “If 18 sports writers wish to use ‘Rebels’, I shall not rebel, so let it go ‘Ole Miss Rebels.’ ”

RED & BLUE

In 1893, when Ole Miss’ first football team was in training for a five-game season, Dr. A.L. Bondurant, organizer and manager-coach, later recalled that “the team had much discussion as to the colors that should be adopted, but it was finally suggested by the manager that the union of the Crimson of Harvard and the Navy Blue of Yale would be very harmonious, and that it was well to have the spirit of both of these good colleges.” These were adopted as the football colors, and have since been adopted by the University as its athletic colors. The PMS numbers for the Ole Miss red and blue are as follows: Red 186, Blue 2767.

TONY

Ole Miss announced its new on-field mascot, Tony the Landshark, to the public on August 11, 2018 at the annual Meet the Rebels event. The decision to introduce the Landshark as Ole Miss’ new mascot was the result of a vote held by the university’s Associated Student Body in 2017. Tony is named and designed in homage of former Rebel Tony Fein, the originator of the “Fins Up” gesture for the initial Landshark defense in 2008. Like Fein, the new mascot wears the number 47. While its origins are rooted in Fein’s legacy with the Rebel football program, the “Fins Up” gesture has since become a rallying cry across all sports at Ole Miss.



In 2017, the University of Mississippi Associated Student Body voted to adopt the Landshark as the new official mascot for Ole Miss. The new mascot, Tony, pays tribute to former Rebel Tony Fein, who originated the term during the 2008 season. Tony was introduced in 2018 at the annual Meet the Rebels event.

HOMECOMING AT OLE MISS

Homecoming at Ole Miss was formed as a weekend when alumni would reunite on the Oxford campus. It wasn't until 1924 that Homecoming became centered around a Rebel football game.

November 22, 1924, is recognized as the first official Homecoming football celebration at Ole Miss. On that day, the Rebels defeated Mississippi College, 10-6. Since then, the Homecoming football game and Homecoming weekend have been an annual event at Ole Miss.

Homecoming is a tradition on nearly every collegiate campus. At Ole Miss, it holds a special place in the hearts of all University alumni and current students. In 1928, the University students felt it a privilege to invite all former graduates back to the Ole Miss grounds.

"We bid hearty welcome to the alumni on the campus today," wrote J.P. Dale, the editor of *The Mississippian*. "It is always a pleasure for the student body to receive you, and to attempt to make you feel at home here as of yore. There are many ties that bind the old grad to his Alma Mater, but the greatest of all the ties, and the one lasting tie, is that feeling of love and veneration of the traditions of Ole Miss."

The first Homecoming parade is believed to have taken place in 1930. That year, students held a pep rally followed by a huge bonfire where freshmen

dressed in pajamas and joined the Ole Miss marching band as the procession continued on toward downtown.

The Homecoming parade, which has a wide range of participants from the University, still takes place today with the help of the Oxford community. The University celebrates by inducting five new members into the Ole Miss Alumni Hall of Fame. It also honors tradition by selecting a Homecoming Queen and her court.

The Rebels have found much success when hosting a foe on Homecoming. Entering this year's date with Vanderbilt, Ole Miss owns an impressive 74-15-2 record in Homecoming games before vacated wins. The Rebels have won 30 of the last 35 Homecoming contests on the field.



2018 Homecoming Queen Hallie Gillam on the field at Vaught-Hemingway Stadium at halftime of the ULM game.

ALMA MATER

Way down south in Mississippi
There's a spot that ever calls

Where among the hills enfolded
Stand ole Alma Mater's halls

Where the trees lift high their branches
To the whisp'ring southern breeze

There Ole Miss is calling, calling
To our hearts' fond memories.

With united hearts we praise thee,
All our loyalty in thine,

And we hail thee, Alma Mater,
May thy light forever shine;

May it brighter grow and brighter
And with deep affection true,

Our thoughts shall ever cluster 'round thee,
Dear old Red and Blue.

May thy fame throughout the nation,
Thru thy sons and daughters grow,

May thy name forever waken,
In our hearts a tender glow,

May thy counsel and thy spirit
Ever keep us one in this,

That our own shall be thine honor,
Now and ever, dear Ole Miss.

Words by Mrs. A. W. Kahle
Music by W. F. Kahle '25
Rev. by Ruth McNeil '37

HOTTY TODDY

Are You Ready?
Hell Yeah! Damn Right!
Hotty Toddy, Gosh Almighty,
Who The Hell Are We? Hey!
Flim Flam, Bim Bam
Ole Miss By Damn!

ALL-TIME HOMECOMING RESULTS

(Won 69, Lost 15, Tied 2)#

Nov. 22, 1924 Mississippi College 10-6	Nov. 1, 1952 LSU 28-0	Oct. 9, 1976 Georgia 21-17	Oct. 28, 2000 UNLV 43-40 (OT)
Nov. 21, 1925 Southwestern 31-0	Oct. 10, 1953 Vanderbilt 28-6	Oct. 22, 1977 Vanderbilt 26-14	Oct. 20, 2001 Middle Tennessee 45-17
Oct. 16, 1926 Loyola (Chicago) 13-7	Oct. 16, 1954 Tulane 34-7	Oct. 14, 1978 Kentucky 17-24	Oct. 12, 2002 Arkansas State 52-17
Nov. 5, 1927 LSU 12-7	Oct. 22, 1955 Arkansas 17-7	Oct. 27, 1979 Vanderbilt 63-28	Oct. 11, 2003 Arkansas State 55-0
Nov. 3, 1928 Clemson 26-7	Oct. 13, 1956 Vanderbilt 16-0	Oct. 18, 1980 Florida 3-15	Oct. 2, 2004 Arkansas State 28-21
Nov. 2, 1929 Sewanee 6-6	Nov. 9, 1957 LSU 14-12	Oct. 24, 1981 Vanderbilt 23-27	Oct. 8, 2005 Citadel 27-7
Oct. 18, 1930 Sewanee 7-13	Nov. 8, 1958 Houston 56-7	Oct. 16, 1982 TCU 27-9	Oct. 7, 2006 Vanderbilt 17-10
Nov. 7, 1931 Sewanee 0-7	Oct. 17, 1959 Tulane 53-7	Oct. 22, 1983 Vanderbilt 21-14	Oct. 6, 2007 Louisiana Tech 24-0
Nov. 12, 1932 Sewanee 27-6	Oct. 29, 1960 LSU 6-6	Sept. 29, 1984 Tulane 19-14	Oct. 4, 2008 South Carolina 24-31
Oct. 21, 1933 Sewanee 41-0	Oct. 28, 1961 Vanderbilt 47-0	Oct. 26, 1985 Vanderbilt 35-7	Oct. 17, 2009 UAB 48-13
Oct. 27, 1934 Sewanee 19-6	Oct. 6, 1962 Houston (in Jackson) 40-7	Oct. 18, 1986 SW Louisiana 21-20	Nov. 6, 2010 ^Louisiana-Lafayette 43-21
Oct. 19, 1935 Florida 27-6	Oct. 26, 1963 Vanderbilt 27-7	Oct. 24, 1987 Vanderbilt 42-14	Nov. 12, 2011 Louisiana Tech 7-27
Oct. 24, 1936 Catholic University 14-0	Oct. 3, 1964 Houston 31-9	Nov. 5, 1988 Tulane 9-14	Oct. 13, 2012 ^Auburn 41-20
Oct. 9, 1937 Saint Louis 21-0	Oct. 9, 1965 Florida 0-17	Oct. 28, 1989 Vanderbilt 24-16	Oct. 26, 2013 ^Idaho 59-14
Oct. 22, 1938 Centenary 47-14	Oct. 15, 1966 Southern Miss 14-7	Oct. 20, 1990 Arkansas State 42-13	Oct. 18, 2014 ^Tennessee 34-3
Oct. 21, 1939 Saint Louis 42-0	Oct. 21, 1967 Southern Miss 23-14	Oct. 26, 1991 Vanderbilt 27-30	Oct. 10, 2015 New Mexico State 52-3
Oct. 19, 1940 Duquesne 14-6	Oct. 19, 1968 Southern Miss 21-13	Nov. 7, 1992 Memphis 17-12	Oct. 1, 2016 ^Memphis 48-28
Oct. 4, 1941 Southwestern 27-0	Oct. 18, 1969 Southern Miss 69-7	Nov. 13, 1993 Northern Illinois 44-0	Oct. 14, 2017 Vanderbilt 57-35
Oct. 19, 1946 Louisiana Tech 6-7	Nov. 7, 1970 Houston 24-13	Oct. 29, 1994 LSU 34-21	Oct. 6, 2018 ULM 70-21
Sept. 20, 1947 Kentucky 14-7	Oct. 23, 1971 Vanderbilt 28-7	Oct. 28, 1995 Vanderbilt 21-10	^Game vacated due to NCAA ruling
Oct. 9, 1948 Vanderbilt 20-7	Oct. 21, 1972 Florida 0-16	Nov. 16, 1996 LSU 7-39	#Original record: 74-15-2
Oct. 1, 1949 Kentucky 0-47	Oct. 27, 1973 Vanderbilt 24-14	Sept. 27, 1997 Vanderbilt 15-3	
Oct. 7, 1950 Boston College 54-0	Oct. 19, 1974 South Carolina 7-10	Oct. 24, 1998 Arkansas State 30-17	
Oct. 20, 1951 Tulane 25-6	Oct. 11, 1975 Georgia 28-13	Oct. 9, 1999 Tulane 20-13	

CHARLIE CONERLY MEMORIAL SCHOLARSHIP



Ole Miss football standout Charlie Conerly was an unassuming man — never one to blow his own horn. He rarely celebrated after scoring a touchdown. He would simply hand the ball to the referee and trot to the sideline.

“Charlie was a shy man,” said New York Giants teammate Frank Gifford. “He didn’t want to stand out. He didn’t even like trophies. He was very sensitive about receiving praise.”

Off the field, Conerly also remained reserved. Perian Conerly said that her late husband wouldn’t understand why the Charlie Conerly Memorial Athletic Scholarship at the University of Mississippi was named in his honor, but he would be thrilled about the opportunity the scholarship provided.

“Charlie never would have gone to college without his football scholarship at Ole Miss,” she said. “That opportunity changed his life.”

One of the greatest football players ever to wear an Ole Miss uniform and a beloved alumnus, Conerly will be remembered for generations to come through the Charlie Conerly Memorial Athletic Scholarship. The \$100,000 endowment was set up by his wife for deserving student-athletes.

“The endowment is a widow’s mite when compared to other donations, but it’s a very important scholarship for future players,” she said.

A Clarksdale, Miss., native, Conerly passed away Feb. 13, 1996, after a lengthy illness. Affectionately known as Chunkin’ Charlie, the former quarterback thrilled Ole Miss fans as he led the Rebels to their first Southeastern Conference Championship in 1947 and a victory over Texas Christian University in the Delta Bowl.

Conerly earned three letters at Ole Miss, playing in 1942, 1946 and 1947, earning All-America honors his senior season and All-SEC accolades twice. He interrupted his undergraduate career to serve with the U.S. Marines in World War II.

After graduation, Conerly joined the NFL’s New York Giants, leading them to the 1956 NFL Championship. He was named 1948 NFL Rookie of the Year and the League’s Most Valuable Player in 1959. Conerly ended his career in 1961 with 1,418 career completions, including 173 touchdown passes. His Giants number 42 was retired in 1962. “Charlie had an incredible arm and a great feel for the game,” said Gifford. “He was a tremendous athlete, and by the end of his career, he was a sports hero for New York.” Perian Conerly authored “Backseat Quarterback” (*Doubleday 1963*), detailing the couple’s experiences during his professional football years. After retiring, Conerly and his wife returned to Mississippi, and they often traveled to Oxford on football weekends.


Conerly’s honors include induction into the National College Football Hall of Fame, Mississippi Sports Hall of Fame, Ole Miss Alumni Hall of Fame, and Ole Miss Athletic Hall of Fame. He also received the Distinguished American Award from the Ole Miss Chapter of the National Football Foundation and College Hall of Fame and was selected by Rebel fans as a back on the Ole Miss

Football Team of the Century. As a college player, Conerly was also named the Atlanta Touchdown Club’s SEC Back of the Year and the *Nashville Banner’s* SEC Player of the Year.

A prestigious trophy named in his honor, the C Spire Conerly Trophy, is awarded annually to Mississippi’s most outstanding collegiate football player. Designed to be the Mississippi equivalent of the Heisman Trophy, the award is open to all Mississippi players, regardless of school size or position. The original bronze sculpture is permanently housed in the Mississippi Sports Hall of Fame and Museum in Jackson, and a replica is on display at Ole Miss in Hollingsworth-Manning Hall, the school’s athletics memorabilia area located on the second floor of the Michael S. Starnes Athletic Training Center.

To learn more about the endowment, including details about making a tax-deductible contribution, contact the University of Mississippi Foundation at 1-800-340-9542.

CHUCKY MULLINS SCHOLARSHIP ENDOWMENT



The Chucky Mullins Scholarship is awarded to two groups of students. The first group is students who have a physical handicap, which falls under Vocational Rehabilitation guidelines. They must be enrolled full-time. The Office of Financial Aid works with Student Disability Services, Admissions and Enrollment Services to promote this scholarship so that qualifying students will come forward to inquire about it. The second group is students who have exceptional financial need. They must be full-time undergraduate students who are Mississippi residents or residents of Russellville, Alabama. The Office of Financial Aid runs reports of entering freshmen who have completed the Free Application for Federal Student Aid (FAFSA) to find students who demonstrate financial need and have no

resources to put toward their costs of education.

All students are awarded \$2,000 per year for up to four years as long as they maintain a minimum 2.5 resident GPA and full-time enrollment, and have not yet received a bachelor’s degree. From the 2003-04 academic year through 2018-19, we awarded more than 180 unduplicated students the Chucky Mullins Scholarship. A total of 14 new recipients were selected for the 2018-19 academic year.

To contribute to the Chucky Mullins Scholarship endowment, contact the UM Foundation at (662) 915-5944 or umf@olemiss.edu.

CONERLY TROPHY

Awarded annually to Mississippi’s top collegiate football player

PAST RECIPIENTS

- 1996 Tregnel Thomas, Delta State
- 1997 **Stewart Patridge, Ole Miss**
- 1998 James Johnson, Mississippi State
- 1999 **Deuce McAllister, Ole Miss**
- 2000 Josh Bright, Delta State
- 2001 **Eli Manning, Ole Miss**
- 2002 Rod Davis, Southern Miss
- 2003 **Eli Manning, Ole Miss**
- 2004 Michael Boley, Southern Miss
- 2005 Jerious Norwood, Mississippi State
- 2006 **Patrick Willis, Ole Miss**
- 2007 Damion Fletcher, Southern Miss
- 2008 Juan Joseph, Millsaps College
- 2009 Anthony Dixon, Mississippi State
- 2010 Chris White, Mississippi State
- 2011 Austin Davis, Southern Miss
- 2012 **Bo Wallace, Ole Miss**
- 2013 Gabe Jackson, Mississippi State
- 2014 Dak Prescott, Mississippi State
- 2015 Dak Prescott, Mississippi State
- 2016 **Evan Ingram, Ole Miss**
- 2017 **A.J. Brown, Ole Miss**
- 2018 Jeffery Simmons, Mississippi State



OLE MISS WINNERS



Stewart Patridge, 1997



Deuce McAllister, 1999



Eli Manning, 2001 & 2003




Patrick Willis, 2006



Bo Wallace, 2012



Evan Ingram, 2016



A.J. Brown, 2017

J.W. "WOBBLE" DAVIDSON SCHOLARSHIP



It's a funny thing about sports and nicknames. They seem to go hand-in-hand. Whether it's quarterbacks named "Easy" or linemen named "Slim", a nickname follows you for the rest of your life. Such was the case with J.W. "Wobble" Davidson.

Never one to let the spotlight hit him, Davidson spent three years playing left end for Ole Miss, before returning to his alma mater as an assistant coach. He gave up the idea of playing pro football to enter the Marine Corps to fight in World War II. He never thought twice about it. He never even left Oxford, returning after the war to spend his days at the place he called home.

Davidson's love for Oxford and his alma mater proved just as great in his family life as it did in his professional life. A proud father

of two, Wobble, his wife Sara, son Don and daughter Debra all attended Ole Miss. Davidson spent 11 years as head tennis coach and 23 years as the M-Club Advisor, mentoring student-athletes into productive members of society. He and his family even lived in the athletic dorms on campus.

It was his love for Ole Miss that the J.W. "Wobble" Davidson Scholarship fund was established. Given to the children of former Ole Miss letterwinners, the scholarship helps make sure that those who love the University as much as Wobble will always have the opportunity for their children to attend Ole Miss.

Davidson graduated from Ole Miss in 1942, earning three letters in football, three in track and two in basketball for the Rebels. A member of the Mississippi Sports Hall of Fame and the Ole Miss Sports Hall of Fame, Davidson also earned his master's degree from Ole Miss.

To learn more about the J.W. "Wobble" Davidson Scholarship Fund, including details about making a tax-deductible contribution, contact Clay Cavett at the UM Alumni Office at 662-915-7375.

LARRY L. JOHNSON SCHOLARSHIP



Larry L. Johnson of Jackson wants to help young men benefit from the same opportunity in life he received: a football scholarship to the University of Mississippi that enabled him to participate in the sport he loved while pursuing degrees for a successful career.

The retired BellSouth executive - whose football career at Forest High School in Scott County captured the attention of UM coaches - has established a scholarship endowment with more than \$100,000. The first in his family to attend college, Johnson received an athletics scholarship that allowed him to earn two business degrees and play wingback and outside linebacker on three championship football teams (1961, '62 and '63).

Desiring to give back to his college and home community, Johnson's scholarship agreement stipulates that preference should be given to Scott County football signees when possible.

Known to the Ole Miss family as "Larry Leo," Johnson has been active in the M-Club alumni chapter for athletes. He served on the M-Club's board of directors and has organized and directed many team reunions. As Student M-Club president in 1963, Johnson helped establish the J.W. Davidson Scholarship fund to honor the legendary Ole Miss coach and has been a regular contributor since that time. He also is an Ole Miss Athletics Foundation member.

He holds bachelor's and master's degrees in business and is a past chair of the Business Advisory Board at the UM School of Business Administration. He is a major contributor to the Business Order and has guest lectured under the business school's Otho Smith Fellows Program.

An active civic leader in Jackson, Johnson continues to give of his time and resources to the community in many areas since retiring from BellSouth in 2000 after 33 years as an executive with the company. Both of Johnson's sons, Rick and Scott, graduated from Ole Miss. Larry and his wife, Rita Parks Johnson, live in Madison, and they have a blended family of five, with multiple grandchildren.

JOEY EMBRY MEMORIAL SCHOLARSHIP



During football camps under sun-drenched skies on the Oxford campus, Joey Embry decided he wanted to be an Ole Miss Rebel. In 1995, at the end of his stellar prep career at Bruce (Miss.) High School, the scholarship offer came.

Embry was a member of the Rebel football team for two years before his tragic death on May 19, 1998, when he drowned just months before he was expected to be a major contributor on the offensive line.

His Rebel teammates dedicated the 1998 season to his memory and wore Embry's name and number on their helmets.

Family and friends are keeping his spirit alive through the Joey Embry Memorial Scholarship Fund, established to help student-athletes at The University of Mississippi. "I think Joey would be really proud of the scholarship fund," said his mother, Gwen Embry, "not because it is honoring him, but because it will help so many other students."

Embry's roommate and fellow teammate Bobby Killion, a former Ole Miss center, said, "Joey touched the lives of so many people while having an influence on those who came in contact with him. He was a great man and is missed by a lot of people. I know I'll miss him for the rest of my life."

Embry left a strong impression on the Ole Miss community, providing leadership both on and off the playing field. As a business administration major, he excelled academically, making the UMAA Honor Roll and the SEC Academic Honor Roll. He also was active in the Fellowship of Christian Athletes (FCA).

In addition to the scholarship fund, Weyerhaeuser Co. donated equipment to Ole Miss' Starnes Athletic Training Center in memory of the Ole Miss football player.

Individuals and organizations can contribute to the Joey Embry Memorial Scholarship Fund through The University of Mississippi Foundation, P.O. Box 249, University, MS 38677; phone 800-340-9542; e-mail umf@olemiss.edu.

WESLEY WALLS SCHOLARSHIP



Former Ole Miss All-America tight end Wesley Walls of Pontotoc, Miss., and his wife, Christy, have endowed a football scholarship at Ole Miss.

The \$100,000 gift is used to provide a football scholarship to any Ole Miss signee from Pontotoc County.

Walls, a five-time Pro Bowler with the Carolina Panthers of the National Football League, enjoyed a 14-year NFL career, playing with San Francisco and New Orleans prior to joining the Panthers. He retired in 2004 after one season with the Green Bay Packers.

"I received so much from Ole Miss, not only an education and a chance to play college football, but also as a person," Walls said. "I met my wife here and we truly love Ole Miss and her people. This

scholarship represents a way to come back and help Pontotoc County. There are a lot of good athletes over there."


At Ole Miss, Walls earned four letters and excelled both on the field and in the classroom. He came to Oxford in 1985 as a defensive end, but also played tight end his senior campaign when he became one of the nation's few two-way players in 1988.

Following his senior year, Walls was selected first team All-America at tight end by the Associated Press. He was also a first team All-SEC pick, was selected Mississippi's Amateur Athlete of the Year and was chosen as one of three permanent Ole Miss team captains.

Off the field, Walls compiled a 3.41 GPA in General Engineering, earned Academic All-America honors, was a three-time Academic All-SEC pick, was selected Colonel Rebel at Ole Miss, was named to the University of Mississippi Hall of Fame and received an NCAA Postgraduate Scholarship. He was selected as one of 11 National Football Foundation and Hall of Fame Scholar-Athletes and was chosen to give the response at the awards dinner in New York City.

Walls finished his NFL career with 450 catches for 5,291 yards and 54 touchdowns. Upon his retirement, he was considered one of the premier tight ends in the game.

PARK STEVENS MEMORIAL SCHOLARSHIP



Park Stevens, a native of Columbus, Mississippi, and a graduate of New Hope High School, walked on to the Ole Miss football team in the spring of 2013 after spending two seasons at East Central Community College. He participated in spring drills with the Rebels and was looking forward to his first season with a Southeastern Conference team. Stevens' hopes were cut short by a tragic automobile accident July 3, 2013, when Stevens died instantly at the age of 20.

"Park had such a magnetic personality. He didn't meet a stranger," former East Central Community College coach Brian Anderson told The Clarion-Ledger. "He was just an outstanding young man. He just had personality for days."

His parents, Dean and Gail, established the Park Stevens Memorial Scholarship Fund with the UM Foundation in his memory. Gifts may be made by sending a check with the fund noted in the memo line to the UM Foundation, P.O. Box 249, University, Miss. 38677; or by visiting www.umfoundation.com/makeagift.

VAUGHT-HEMINGWAY STADIUM/HOLLINGSWORTH FIELD

On the southeast side of the University of Mississippi campus stands historic Vaught-Hemingway Stadium, a landmark of Ole Miss tradition and an anchor for the strong future of Rebel Football.

The stadium has received several upgrades in the last few years and most recently debuted a significant expansion in 2016 that increased the capacity to 64,038, making Vaught-Hemingway the largest stadium in the state of Mississippi.

The facelift provided Rebel fans with an even greater gameday atmosphere and more seating. The north side of the stadium was closed in to provide additional student seating and transformed into an exciting new "front door." The north plaza, including the Jake Gibbs Letterwinner Walk and the Lloyd Bell Tower, was completed in full in the spring of 2018.

Other enhancements included a new videoboard and sound system, stadium lights, as well as a natural grass playing surface returning to Hollingsworth Field for the first time since 2002.

In 2018, a new green space extended the Walk of Champions from The Grove all the way to the plaza to put the polishing touches on one of the nation's elite college football facilities. For its efforts in stadium enhancements, Ole Miss is one of 10 facilities (pro or collegiate) to earn the 2017 Facility of Merit Award.

As part of the \$200 million Forward Together capital campaign, the south end zone was also renovated to add 30 luxury suites and 770 club level seats, and the west suites were all refinished for the 2015 season.

Upgrades leading up to the 2013 season included the removal of sideline platforms and bricking the east and west side facade, as well as a team halftime locker room and the addition of two on-field suites.

From 2009-15, the playing surface was FieldTurf synthetic grass. It was natural grass from its beginning until 1970, AstroTurf from 1970-84, natural grass again from 1985-2002 and AstroPlay synthetic from 2003-08.

The stadium increased its capacity to 60,580 in 2002 with the bowling in of the south end zone.

With the additional seating, the Rebels have set record-

breaking attendance figures over the last 17 years, drawing all 10 of the largest crowds in school history. The momentous Ole Miss-Alabama encounter in 2016 attracted a crowd of 66,176, the largest ever to watch a football game in Mississippi.

The stadium, known as Hemingway Stadium for much of its existence, began its long historic life in 1915 when students at the University helped in the construction of the first football grandstand at the site of the present field. The construction of the stadium and its permanent foundation was a three-year (1939-41), federally-sponsored project. Stadium capacity was originally listed at 24,000.

During the summer of 1988, the stadium received a major facelift, highlighted by a new press box, new aluminum sideline seating and a club level section for 700 people. Renovations continued in the summer of 1990 when lights were added to the stadium. A Sony JumboTron scoreboard/message center was added for the 1997 season.

In 1998, the Guy C. Billups Rebel Club Seating area was completed, placing an upper deck on the east side of Vaught-Hemingway Stadium. The addition, which includes a special seating section with an enclosed concession and lounge area, pushed capacity to over 50,000.

The stadium is named for the late Judge William Hemingway (1869-1937), a professor of law and longtime chairman of the University's Committee on Athletics. On Oct. 16, 1982, John Howard Vaught saw his name

added to the stadium. Vaught compiled a 190-61-12 record as head football coach at Ole Miss and brought the Rebels National Championships in 1959, 1960 and 1962. At the 1998 season opener vs. Memphis, the field was named in honor of Dr. Jerry Hollingsworth for his continuing generous support to Ole Miss Athletics.




Coach John Vaught



Judge William Hemingway



Dr. Jerry Hollingsworth



The Rebels boast an all-time record of 252-104-8 at Vaught-Hemingway Stadium. (Original record: 274-107-8 before games vacated.)



TOP 10 CROWDS

	Attendance	Opponent	Year
1.	66,176	Alabama	2016
2.	66,038	Mississippi State	2016
3.	65,927	Auburn	2016
4.	65,889	Memphis	2016
5.	65,843	Georgia	2016
6.	64,232	Wofford	2016
7.	64,067	LSU	2017
8.	62,919	Alabama	2018
9.	62,657	Alabama	2009
10.	62,552	LSU	2003

THROUGH THE YEARS




1895 (old baseball field)



1952



1980



1998



2002



2017

MANNING CENTER

Among the finest facilities in all of college athletics, the Olivia and Archie Manning Athletics Performance Center at Ole Miss is the crown jewel in the growing athletics compound surrounding Vaught-Hemingway Stadium.

Ole Miss named the facility in honor of the Mannings in 2013, recognizing their extraordinary contributions to the University of Mississippi.

The renovation and expansion of the Manning Center was made possible by gifts to the Forward Together Campaign. In partnership with Ole Miss Athletics, the Manning family and the family of Billy Van Devender made significant contributions to the campaign in order to honor Olivia and Archie in this special way.

Located beside the South End Zone of Vaught-Hemingway Stadium, the Rebels moved into the spectacular \$18 million multi-purpose structure in fall 2004.

As part of the Forward Together campaign, a \$12.5

million renovation and expansion commenced in early 2013. The project was built in phases and completed in early 2014.

Among the upgrades was the construction of a full kitchen and dining hall that is part of the Ole Miss dining program and open to every student, faculty and staff member. The "Grill at 1810" provides a nutrition center for all Ole Miss student-athletes. The Roland and Sheryl Burns Team Meeting Room was constructed on the north end of the facility lawn between the building and the south end zone of Vaught-Hemingway Stadium. It seats approximately 200, doubling the capacity of the previous team room, and the meeting area was outfitted with state-of-the-art audio/video equipment and coaching software. Adjacent to the team room is a new head coach's office, putting all of the staff on the same level in the renovated coaching suite.

In addition to the team room, a new front door and recruiting room was added on the site of the old team room

and pays tribute to the contributions of Ben Williams and James Reed, Ole Miss' first two African-American football student-athletes. The Williams-Reed Football Foyer celebrates the rich tradition of Rebel football with recruits, alumni and fans with interactive exhibits and memorable images from the program's history.

The existing weight room was expanded on the east side of the Manning Center, widening the area by 2,000 square feet. On the west side, the locker room was overhauled and enhanced to include new player lounges and renamed the Van Devender Family Foundation Locker Room. Also, the Mattingly Family Equipment Room has been renamed to honor the memory of the late Thomas J. Mattingly and his family. The field has been named to honor the family of Realtree founder Bill Jordan. AECOM, CDFL and Tipton & Associates were the architects of the renovations and expansions to the Manning Center.



FEDEX STUDENT-ATHLETE SUCCESS CENTER

Since May 2007, Ole Miss student-athletes have benefitted tremendously from their first-class on-campus learning environment - the FedEx Student-Athlete Success Center.

FedEx Corporation announced on April 14, 2005, a \$2.5 million gift over five years to the University of Mississippi to create such an elite academic support center for student-athletes.

The center provides state-of-the-art computer facilities and space for study halls and tutoring for men and women student-athletes, as well as additional classrooms for all students.

"FedEx has always been a strong supporter of educational initiatives at all levels," said Mike Glenn, executive vice president of marketing development and corporate communications. "This contribution to the University of Mississippi is an extension of our commitment to helping improve the academic resources available to students, and student-athletes in particular."

Glenn said FedEx and Ole Miss are committed to providing a strong academic foundation to enable stu-

dents to reach their full potential.

The money was used to renovate a portion of the Starnes Athletic Center—which formerly housed football locker rooms, a weight room and training facilities—next to Vaught-Hemingway Stadium on All-American Drive. The 22,500-square-foot building now houses the Office of Student-Athlete Academic Support, including offices, conference rooms, 20 large and small group tutoring rooms, a large study area, a multi-media classroom, computer lab and 150-seat high-tech auditorium. The project was completed in May 2007 with an approximate cost of \$5 million.

In accepting the FedEx gift, university officials said the new center provides an important link in the university's goal to compete at the highest level in every aspect of its intercollegiate programs.

"American public universities are the best in the world largely because of the generosity of American corporations," said then-UM Chancellor Robert Khayat. "FedEx sets the standard for philanthropy by which others are measured. In this case, Ole Miss student-athletes

are the primary beneficiaries, but all our students will benefit and, as a result, our entire state benefits."

In addition to this gift to the University, FedEx supports several endowed scholarship programs, the Whitten Chair in Law, the Lott Leadership Institute, the William Winter Institute for Racial Reconciliation and William Faulkner's historic home, Rowan Oak.

Every aspect of Ole Miss athletics is geared toward the success of its student-athletes. The Michael S. Starnes Athletic Training Center provides a valuable role in the development and display of that success.



STARNES ATHLETIC TRAINING CENTER

The multi-purpose Starnes Center has undergone many transformations through the years. It currently houses the Ole Miss information technology staff, a sizeable memorabilia collection, and multi-purpose uses for athletic training and equipment.

Formerly the Doc Knight Field House, the Training Center stands just north of Vaught-Hemingway Stadium and within walking distance of Tad Smith Coliseum, Swayze Field and the main athletics office complex.

The training room has been used by several sports. There are four offices for the athletic training staff, room for at least 13 treatment tables, six taping stations and countless rehabilitation equipment. It also contains a wet room with a whirlpool that help make up an environment for top-notch care and injury prevention for Rebel athletes.

The facility extends to the east into a similar structure which holds a massive weight room, a lobby, a conference room and offices. Connected to the west end is the FedEx Student-Athlete Success Center, a state-of-the-

art complex opened in May 2007.

Starnes, the building's benefactor, donated \$1 million toward the facility as part of an extensive \$2.5 million renovation in 1995. A 1968 Ole Miss graduate, Starnes is president of Tennessee California Express, Inc., a transportation company.


Much of the history and the many accolades of Rebel athletics are displayed in two rooms on the second floor of the Starnes Center that make up Hollingsworth-Manning Hall.

The larger room is divided into four zones, with the North Wing reserved to honor the nine Ole Miss Rebels in the College Football Hall of Fame. The East Wing spotlights the 46 Ole Miss first-team All-Americans as well as Hall of Fame Coach John Vaught and the legacy of Chucky Mullins. The West Wing is reserved for baseball, track, tennis and golf All-Americans as well as Bruiser Kinard, the only player in Ole Miss history inducted into both the College and Professional Football Hall of Fame. The South Zone honors Ole Miss All-Americans in men's and wom-

en's basketball as well as C. M. "Tad" Smith, who played and coached at Ole Miss and also served as Athletics Director.

The smaller room of Hollingsworth-Manning Hall is devoted entirely to an impressive memorabilia collection from the family of Ole Miss legend Archie Manning, which includes items of all three sons, Cooper, Peyton and Eli. The focal points of the exhibit are Super Bowl MVP photos of both Peyton and Eli hoisting the Lombardi Trophy.

Dr. Jerry Hollingsworth, an Ole Miss alumnus and general practitioner in Ft. Walton Beach, Florida, joined forces with former Rebel quarterback Archie Manning to establish the recruitment/memorabilia center. It is faithfully maintained and updated by Langston Rogers, Special Assistant to the Athletics Director for History.



OLE MISS ATHLETICS FACILITIES

OXFORD-UNIVERSITY STADIUM/SWAYZE FIELD



Ole Miss boasts one of the nation's premier college baseball venues. Mike Bianco's Rebels have annually ranked among the top five in college baseball attendance, while hosting nine NCAA Regionals and three Super Regionals.

THE PAVILION AT OLE MISS



Home to the Ole Miss men's and women's basketball teams, The Pavilion at Ole Miss opened in January 2016 and is a 9,500 seat, state-of-the-art facility nestled next to Vaught-Hemingway Stadium.

OLE MISS TRACK & FIELD COMPLEX



Sparkling \$7.2 million renovation with top-of-the-line Beynon Sports Surface completed in September 2016.

OLE MISS SOFTBALL COMPLEX



Ole Miss' impressive softball field and hitting facility played host to NCAA Regionals in 2017 and 2019.

TUOHY CENTER




Opened in 2010, this \$13 million, 51,000-sq.-ft. facility includes team rooms, offices and two practice courts.

GILLOM CENTER



A massive 2017 renovation makes this women's sports complex, including new volleyball court, an elite training facility.

OLE MISS SOCCER STADIUM



Known for its immaculately kept pitch, Ole Miss soccer boasts a beautiful facility adjacent to the Gillom Center.

PALMER-SALLOUM TENNIS CENTER




Dramatic enhancements were made in 2012 to what was already one of the nation's top tennis facilities.

OLE MISS GOLF COURSE



The Rebel golf teams enjoy a recently renovated short-game facility adjacent to the Whitten Golf Center.

OLE MISS RIFLE RANGE



The Patricia C. Lamar National Guard Readiness Center is easily one of the top college rifle facilities in the nation.

WILLIAM F. GALTNEY INDOOR TENNIS CENTER



The new Indoor Tennis Center pairs with the Palmer-Salloum Center to give Ole Miss some of the best facilities in college tennis.

HEALTH AND SPORTS PERFORMANCE

Ole Miss launched the unique and comprehensive Health and Sports Performance program in July 2012, which takes a holistic approach to providing optimal health care for the demands of elite student-athletes. Through a complete collaboration between all services provided in the Health and Sports Performance model, Ole Miss is ensured not only healthy student-athletes, but ones that can achieve peak performance. These services include strength and conditioning, athletic training, team physicians, physical therapy, massage therapy, sports psychologist and sports nutrition.

“Our team of Health and Sports Performance professionals strive to provide quality health and sports performance services based on the latest in health and strength training research,” said Shannon Singletary, Senior Associate A.D. for Health and Sports Performance. “By doing this we hope to not only provide our student-athletes with a better chance of winning on the field but also give them an opportunity to lead a healthy lifestyle.”

Ole Miss Health and Sports Performance has strong working relationships with student health services, local physicians and Baptist Memorial Hospital-North Mississippi, which is located just miles from the Oxford campus. The department also taps into its own University of Mississippi Medical Center in Jackson for world-class treatment from multiple specialties including orthopedics, neurology and cardiology.

The Rebels enjoy a partnership with a team of orthopedic surgeons that includes: Daniel Boyd, M.D.; Kure Lubert, M.D. and Cooper Terry, M.D., from Oxford Orthopedic and Sports Medicine, as well as William Geissler, M.D. and Bob McGuire, M.D., from the University of Mississippi Medical Center.

Jeff Dennis, M.D., also provides primary care services as a part of the Internal Medicine Associates of Oxford.

Ole Miss’ athletic trainers begin treatment and rehabilitation as early as 6 a.m. and are available until the last student-athlete is finished with practice or competition. There are currently six athletic training facilities on campus with the two main athletic training rooms located in the Starnes Athletic Training Center and the Manning Center. In addition, there are four satellite athletic training rooms located in The Pavilion at Ole Miss, Tuohy Basketball Center, Gillom Sports Center and Oxford-University Stadium/Swayze Field.

The main athletic training rooms are stocked with equipment such as digital x-ray systems, stationary bikes, laser therapy equipment, therapeutic modalities, underwater treadmills and Biodex testing equipment. Each component is strategically designed to not only give the student-athletes the best care but also aid in returning them to competition as quickly and safely as possible.



Shannon Singletary
Senior Associate AD



Pat Jernigan
Head Athletic Trainer



Larandust Coleman
Senior Athletic Trainer



John Michel
Assistant Athletic Trainer



Herb Reinhard
Assistant Athletic Trainer



Dr. Marshall Crowther
Medical Director/Sports
Medicine Physician



Kate Callaway
Sports Dietician



Josie Nicholson
Sports Psychologist

REBEL STRENGTH AND CONDITIONING

MISSION

The mission of this strength and conditioning program is to prepare athletes to adapt and thrive under the stress load of practicing and competing in football - with specific consideration of the relevant biomotor abilities, metabolic demands, psychological factors and injury risk associated with the sport.

We will demand discipline, relentlessness and intelligent effort while we work toward improving each athlete’s skill level. We will cultivate a high-energy, up-tempo environment where enthusiasm and competition will flourish. We will attack this mission with a scientifically supported, comprehensive approach and specific considerations of the metabolic demands and injury risks of our sport. Training must prepare the athlete for the specific competitive stress load of their sport.

Top priority is to improve high speed, loaded and unloaded, total body coordination and

mechanical efficiency. We will imitate the demands of football by striving to produce as many maximal or near maximal contractions as often as possible in training. Our team must be conditioned to handle and thrive at a relentless, up tempo pace. Everything we do in training is done to help the athletes more efficiently execute the movement requirements of their sport. We will demand discipline, intensity and intelligent effort while we work towards improving physical capabilities. We will cultivate a high energy environment where enthusiasm and competition will flourish.

The environment in the weight room must be one of high effort, intensity and excitement. An attitude will be established through training that will carry over onto the playing field. Discipline, hard work and vigor will become permanent traits of the athletes.

There are no greater facilities at which to train athletes than the majestic Manning Center. When entering the Manning Center’s 20,000-square-foot weight room, the Ole Miss players are quickly reminded of the championship philosophy that head football strength coach Paul

Jackson and the Rebel staff set forth. The facility, which is entering its 13th year of existence and was renovated in 2014, is enhanced with visual messages and houses state-of-the-art training equipment. Besides the hundreds of weights, the room also contains a variety of Hammer Strength machines, numerous Life Fitness cardiovascular machines and a fully-stocked nutrition center.

With the Manning Center’s full-sized indoor practice field, the Rebels’ extensive workouts touch on every area of fitness and conditioning and prepare their bodies fully for intense SEC battles.



Paul Jackson
Head Strength &
Conditioning Coach



Lanier Coleman
Assistant Strength &
Conditioning Coach



Anthony Henderson
Assistant Strength &
Conditioning Coach



Adam Hymel
Assistant Strength &
Conditioning Coach



Julian Whitehead
Assistant Strength &
Conditioning Coach

OLE MISS ATHLETICS

VISION

The Department of Intercollegiate Athletics at The University of Mississippi will strive to be the number one academic and athletics program through the strong emphasis of core values and the opportunity to experience athletic pursuits at the highest level.

PURPOSE

The ultimate purpose of the Ole Miss Department of Intercollegiate Athletics is to develop students to their fullest potential through athletics.

CORE VALUES

- Academic Excellence
- Integrity
- Social Responsibility
- Student-Athlete Welfare
- University Integration
- Community Engagement
- Competitive Excellence

STUDENT-ATHLETE DEVELOPMENT - ACADEMICS

Ole Miss student-athletes not only have the opportunity to play in one of the best conferences in the nation, they also attend a university that is world-renowned for its academics.

The Office of Student-Athlete Development is committed to helping all Ole Miss student-athletes achieve academic success. Among the staff are two associate directors, three assistant directors, five full-time academic counselors, four learning specialists, two academic interns, a graduate assistant and numerous tutors and academic mentors.

The mission of the FedEx Student-Athlete Success Center is to promote academic excellence and provide quality developmental and need-based programs to help student-athletes become independent and self-reliant learners. In an environment that promotes student development, the staff provides programming and support for all student-athletes from the time they arrive on campus through graduation and beyond. The staff provides resources, experience and knowledge empowering each student-athlete to reach his/her academic, career and personal potential. The FedEx staff pursues this mission by promoting

academic success with integrity, strict adherence to university, SEC and NCAA rules, and a dedication to excellence.

Ole Miss has a long history of academic success among its football players, ranking first among Southern schools with 24 Academic All-America selections, such as quarterback, Eli Manning. Also among football's NFL standouts are Patrick Willis (Wilma Rudolph Award Winner) and Terrence Metcalf (Rebel Reconnect Graduate).

The 2018-19 academic year saw the football team continue its strong performance in the classroom. A total of 22 football student-athletes graduated from Ole Miss in 2018-19, with 17 planning to return for their final year of eligibility for the 2018-19 season. The football team's 986 Academic Progress Rate (APR) was 22 points above the national average, ranking fifth in the SEC.

Among all sports, Ole Miss had 228 student-athletes named to the SEC Academic Honor Rolls in 2018-19 and posted the highest cumulative semester GPA in recorded history with a 3.05. With Ole Miss athletics taking its place among the best in the nation, the FedEx Student-Athlete Success Center staff hopes that the Rebel graduates of today have a great impact in the future of tomorrow.



Derek Johnson
Assistant Director
Offense



Justin Light
Academic Counselor
Offense



Keyana Smith
Academic Counselor
Defense

STUDENT-ATHLETE DEVELOPMENT - ENHANCEMENT

Student-Athlete Development - Enhancement is a well-rounded program to challenge our student-athletes to be lifelong learners while pursuing continuous improvement academically, relationally, socially, personally, and professionally during and beyond their careers as student-athletes.



Jennifer Saxon
Associate AD/Student-Athlete Enhancement

The program consists of these five vital components:

- **The Commitment to Academic Excellence** is promoted through a full range of services that include orientation, advising, tutoring, academic skills training and the recognition of academic excellence.
- **The Commitment to Athletic Excellence** is developed by the department's 10 women's and eight men's intercollegiate sports teams. The sponsorship is based on equity and compliance to all University, NCAA and Southeastern Conference rules and regulations.

- **The Commitment to Career Development** is a joint effort of the Ole Miss Athletics Department and Career Center. The goal is to prepare student-athletes for their transition out of sports and into the career development process. Career development components of the program include special workshops and programs for student-athletes and a senior resume brochure.

- **The Commitment to Academic Excellence** is promoted through life skills and personal development seminars and sponsorship of the Student-Athlete Advisory Committee.

- **The Commitment to Service** is promoted - in conjunction with the University Counseling Center - through many community service projects throughout the year. Ole Miss student-athletes are very involved in the community as the community service program continues to grow.

NCAA CASE

On September 11-12, 2017, the University of Mississippi participated in an in-person hearing before the NCAA Committee on Infractions regarding allegations involving its football program. The NCAA Division I Committee on Infractions issued its case decision on December 1, 2017. The specific infractions relate to violations committed by boosters and team staff members, including coaches. Specifically, the violations can be summarized as follows:

- In 2010, the operations coordinator and assistant coach 3 arranged for prospects to obtain fraudulent entrance exam scores. The prospects used the fraudulent scores to satisfy NCAA initial eligibility requirements and later practiced, received athletically related aid and competed.
- Booster 2 violated NCAA recruiting rules when he assisted in recruiting four prospects to the institution by providing them and some family members with impermissible recruiting inducements and arranging contacts between family members and Mississippi coaches.
- Assistant coach 4 arranged for impermissible recruiting inducements for acquaintances of a prospect by providing inaccurate information to the assistant recruiting director, who then approved the payment of expenses for acquaintances who accompanied the prospect on his official visit.
- Assistant coach 4 and the assistant athletic director arranged impermissible recruiting inducements for two prospects and a third prospect's family and acquaintances by referring them to the retail store for free gear. The university is appealing this finding.
- Booster 6 provided impermissible free lodging to a student-athlete 13's mother and acquaintance. Booster 7 provided an impermissible cash benefit to student-athlete 13's mother's boyfriend. Over two years, booster 12 and his car dealership provided the impermissible benefits of complimentary vehicle use to two student-athletes and an impermissible loan to one of the student-athletes.

- The assistant athletic director knowingly arranged impermissible recruiting inducements for prospects and friends of one of the prospects. Booster 11 provided cash and free food and drinks to a prospect and his companions. Boosters 9 and 10 assisted the institution in his recruitment by communicating with him and providing cash payments. The assistant athletic director initiated the contacts and facilitated the impermissible inducements.

- Several former football staff members committed unethical conduct due to their involvement in violations which were part of this case and/or providing false or misleading information during its investigation.

- The head coach fell short of his monitoring responsibilities when members of his staff committed intentional violations and deliberately involved boosters in the recruiting process.

- Mississippi failed to exercise control of the conduct and administration of its football program because football staff members felt they could continually commit recruiting rules violations, not report known violations and involve boosters in violations. The university is appealing this finding.

- Additionally, Level III violations involving impermissible inducements, entertainment, extra benefits and recruiting videos were part of this case.

In the decision issued by the Committee on Infractions the university was placed on three years of probation from December 1, 2017 through November 30, 2020. The university's appeal is expected to have a ruling in fall 2018. To review the NCAA Committee on Infractions public infractions decision and related documents, please visit: www.umncaacase.com.

LARRY SPARKS | INTERIM CHANCELLOR



Larry Sparks became interim chancellor of the University of Mississippi on Jan. 4, 2019, following his appointment by the Mississippi IHL Board of Trustees.

A native Oxonian, Larry joined the UM administration in 1997. He has served as Director of Internal Audit, Director of Project DISCOVER (a comprehensive administrative reengineering project), Interim Director of Procurement Services, Assistant Vice Chancellor for Finance and Associate Vice Chancellor for Administration and Finance.

Before his arrival at Ole Miss, Larry served 10 years in several positions with the Mississippi Board of Trustees of State Institutions of Higher Learning, including Deputy Assistant Commissioner for Finance and Administration.

Larry has served as the university's Vice Chancellor for Administration and Finance since 2006, with responsibilities including accounting, airport operations, budget, bursar, campus mail, contractual services (bookstore, food services, ID Center, laundry, licensing and vending), controller and financial operations, facilities management, facilities planning, golf course, human resources, laboratory services, landscape services, parking and transportation, procurement services and sustainability.

Larry also serves as President of the University of Mississippi Educational Building Corp. and as the university representative on the Joint Committee on Investments, which oversees the endowments for the University of Mississippi, University of Mississippi Medical Center and the UM Foundation. He is a member of the IHL-UMMC Partnership and Affiliation Review Committee and the UM Foundation Audit Committee. In addition, Larry is on the

Executive Council of the Board of Trustees for the Southern Association of Colleges and Schools Commission on Colleges.

He has several years' experience auditing colleges and universities, serving as a practicing CPA and being involved in the retail industry as a business owner. Early in his professional career, he worked in the Ole Miss accounting office in the area of sponsored-program accounting.

Larry earned his Bachelor of Accountancy from UM and a Master of Business Administration from Mississippi College. He is a certified public accountant licensed in Mississippi.

Larry is married to Jacky Hedgepeth Sparks, and they have three adult children and six grandchildren.

ATHLETICS COMMITTEE



Dr. Ron Rychlak
Chairman



Michael Barnett
Faculty Senate
Representative



Dr. David Case
Committee
Secretary



Andrew Kilpatrick
Alumni
Representative



Mike Glenn
Alumni
Representative



Dr. Laurel Lambert
University
Faculty



John Darnell
Alumni Association
Past President



Matthew Lusco
Alumni President
Elect



Maj. Gen. Leon Collins
Alumni Association
President-Elect



Dr. Brice Noonan
Faculty Senate
Representative



Candie Simmons
Alumni
Representative



Barron Mayfield
Associated Student
Body President



Dr. Jason Ritchie
University
Faculty



Gazel Giles
University
Staff



Erica McKinley
University
Attorney



LouAnn Woodward, M.D.
Medical Center
Faculty



Dr. Ethel Scurlock
University
Faculty

PAST ATHLETICS COMMITTEE CHAIRMEN



Judge William
Hemingway
1920s-37



Dr. T.A.
Bickerstaff
1937-72



Dr. Richard Keye
1972-77



Dr. Parham
Williams
1978-83



Dr. Max Williams
1983-97



Dr. Robert
Weems
1997-2007

KEITH CARTER | INTERIM ATHLETICS DIRECTOR



Ole Miss Deputy Athletics Director and former basketball All-American Keith Carter was named Interim A.D. on May 27, 2019 by Interim Chancellor Larry Sparks.

Carter has served as Ole Miss Deputy A.D. for Development and Resource Acquisition since February 2018. He is the Chief Revenue Officer for the athletics department while overseeing the Foundation and serving as the sport administrator for baseball and men's basketball.

Carter joined the athletics department in September 2009 and has served as Executive Director for the Ole Miss Athletics Foundation since June 2012. He received the 2016 Fundraiser of the Year Award from the National Association of Athletic Development Directors (NAADD).

Under Carter's guidance, the Foundation has experienced its four highest years for donations, including a record \$45.6 million in cash contributions in 2015-16. During his tenure, commitments to the Forward Together capital campaign have increased from \$62 to \$180.8 million in cash and pledges toward its goal of \$200 million.

Among the major gifts is a \$25 million gift from Jerry "Doc" Hollingsworth, which included \$10 million in cash, the largest gift in the history of the Ole Miss athletics department by a single individual or organization. Carter is also responsible for several other seven-figure gifts including a \$3.7 million anonymous gift, and a \$2 million gift to the re-name the basketball practice facility to the Tuohy Basketball Center. He has worked with executive level staff to build the vision for facility growth through the Forward Together campaign, which included plans for the \$96.5 million Pavilion at Ole Miss.

Carter joined the Ole Miss Athletics Foundation after spending the previous year with the UM Foundation, where he worked in donor relations and meeting the financial needs of the School of Business.

A four-year starter at Ole Miss, Carter helped the Rebels to a pair of Southeastern Conference Western Division titles in 1997 and 1998 and earned All-America honors after his senior season in 1999. The four-year starter received All-SEC first and second team honors in 1998 and 1999. He also won a gold medal as a member of the U.S. national team at the 1998 Goodwill Games. Carter played professional basketball in Italy from 2001 until 2008.

A native of Perryville, Arkansas, Carter lives in Oxford with his wife, Jill, and three children – Drew, Callie and Hayes.

ATHLETICS LEADERSHIP



Lynnette Johnson
Deputy AD for Sports and Administration / SWA



Michael Thompson
Deputy AD for External Relations and Business Development



Bob Baker
Senior Associate AD for Student-Athlete Development



Paul McCarthy
Athletics Compliance Officer/Senior Associate General Counsel



Julie Owen
Senior Associate AD for Compliance



Angela Robinson
Senior Associate AD for Finance



Shannon Singletary
Senior Associate AD for Health and Sports Performance



Joe Swingle
Senior Associate AD for Facilities and Event Management



Kyle Campbell
Associate AD for Communications



Micah Ginn
Associate AD for Sports Productions and Creative Services



Jason List
Associate AD for Marketing and Fan Experience



Matt Mossberg
Associate AD for Development/ Major Gifts



Wesley Owen
Associate AD for Resource Development



Jennifer Saxon
Associate AD for Student-Athlete Development



Will Kava
Assistant AD for Compliance



Neal Mead
Assistant AD for Event Management



Andy Williams
Assistant AD for Finance

In planning your coverage of Ole Miss in 2019, media are asked to review the following information. Contact the Athletics Communications office at 662-915-7522 if you have any questions.

WORKING CREDENTIALS

To request game credentials, go to Ole Miss' online credentialing site: www.sportssystem.com/OleMiss. Credential requests must be made as early as possible by the sports director of each media outlet and are limited to those media who will be attending the game in a working capacity. Media must approve the SEC Media Policy before requesting credentials. Media credentials are allotted on the following basis: 1) daily newspapers; 2) network affiliate television stations; 3) websites whose primary purpose is to gather and disseminate news and who have an affiliation with a nationally recognized media entity/network; 4) magazines, weekly newspapers and non-broadcast radio stations.

PARKING

Gameday media parking is located in two locations: 1) garage adjacent to The Pavilion; and 2) lot near Tad Smith Coliseum. Media should check their pass to indicate for which lot they are designated. For passes marked for the garage, each pass is for a specific numbered parking spot. Cars parked in the wrong spot will be towed. Passes marked for Tad Smith Coliseum are for a lot located west of the old arena.

Media parking passes are only applicable on gameday. Parking permits are required for everyone on campus Monday through Friday between 7:30 a.m. and 5 p.m. Media that plan to regularly attend practices, press conferences and other on-campus events may purchase a Vendor Permit from Campus Parking (www.olemiss.edu/parking), which is good

for the full academic year. Those without parking permits are advised to park in a metered spot in the east lot of the Manning Center and feed the meter. Day passes are available online to print at www.olemiss.edu/parking/visitors.html. Parking is also available in the garage adjacent to The Pavilion. The garage will accept credit cards only as payment.

MEDIA GATE/WILL-CALL

Media will enter Gate 35 on the west side of the stadium beginning three and a half (3.5) hours prior to kickoff. The media will-call table will be located there, and photographers may receive a vest at this location. Parking passes may not be picked up at media will-call and must be requested at least seven days prior to gameday to ensure delivery.

PHOTOGRAPHERS

All photographers must wear a photo vest in order to be admitted to the sidelines. This may be received at the media will-call table at Gate 35. Gameday flip cards will be available there or in the photo workroom, which is located next to the visiting team locker room off the southeast corner of the field.

Per NCAA rule, images or likeness of current student-athletes may not be sold, distributed or used for commercial purposes.

SIDELINE ACCESS

Excluding select portions of the game, media sideline access is reserved for photographers/videographers. Credentialed photographers/videographers who arrive at media will-call without proper equipment will not be granted a vest for sideline access. When on the sideline, media must remain outside the bench area and may not shoot behind the

2019 PRESEASON SCHEDULE

July 15-18.....	SEC Media Days
Aug. 1.....	Players Report
Aug. 1.....	Rebel Media Day
Aug. 26.....	First Day of Fall Classes
Aug. 31.....	Season Opener at Memphis

benches. During pre-game activities, media must remain in the southeast corner of the field (near the visiting team tunnel) until the team leaves the field after warm-ups.

RECRUITS

Per NCAA rule, media are not permitted to have contact with a prospect or family members of a prospect during their official visit, including prospects in attendance at practice or games. In addition, media are forbidden from videoing or photographing prospects during their visit. Media are also asked to make every effort to keep distance from prospects on campus, including at practice, during pre-game activities on the sidelines and in the stands.

GAMEDAY SERVICES

Members of the media covering Ole Miss will be provided with pregame notes for both teams, a flipcard and a game program (upon request).

Approximately 30 minutes following the completion of the game, complete team and individual stats, running play-by-play, postgame notes and quotes from players and coaches will be available.

WEEKLY PRESS CONFERENCE

Ole Miss holds its weekly fall press conference each Monday of the regular season at 11:15 a.m. CT in the Burns Team Meeting Room at the Manning Center, which is adjacent to Vaught-Hemingway Stadium/Hollingsworth Field. Various Ole Miss coaches and staff will take the podium first and will be followed by Coach Matt Luke at approximately 11:30 a.m. The press conference is streamed live on SEC Network+ (ESPN App) and Facebook.

SEC WEEKLY TELECONFERENCE

Coach Luke will be available on the weekly Southeastern Conference teleconference every Wednesday, beginning week one and concluding the final week of the regular season, from 11:20-11:30 a.m. CT. The number is available through the SEC office at 205-348-3000. See page 95 for more information.



ATHLETICS COMMUNICATIONS STAFF



Kyle Campbell
Associate AD for Communications



Adam Kuffner
Associate Director for Communications



Brad Sheffield
Associate Director for Communications



Mitch Praxl
Assistant Director for Communications



Alex Sims
Assistant Director for Communications



Caitie Smith
Assistant Director for Communications



Tyler Wooten
Assistant Director for Communications



Ashley Mangrum
Senior Staff Assistant

PLAYER/ASSISTANT INTERVIEWS

During Game Week

Coordinators will be available Monday following Coach Luke's weekly press conference.

Select players and assistant coaches will be available after practice on Tuesday, while Coach Luke and select players will be available after practice on Wednesday. All media interviews will be held in the team meeting room. There is no availability on Thursday or Friday.

Media may not contact current student-athletes directly under any circumstances.

After Games

For home games, Coach Luke will hold a postgame press conference in the Burns Team Meeting Room at the Manning Center. Following the press conference, select players and assistant coaches will be available in the same room. Visiting team media availability will take place in the photo workroom, which is located next to the visiting team locker room off the southeast corner of the field. Postgame TV stand-ups should be conducted from the navy turf on the east sideline and not on the playing field.

Communications representatives will be available to assist in postgame interviews. Complete postgame plans will be announced on gameday in the press box by the communications staff. The staff will accompany members of the press wishing to go to the sidelines, during the final quarter.

PRACTICES

Media are forbidden from reporting (e.g. tweeting, blogging, etc.) on anything related to practice until after the post-practice interviews. This includes media who leave practice early. Videographers and photographers must use tight shots and no formations. On available days, video is permitted for individual drills only, and media will be alerted which portions of practice (including stretch) are available for video. Use of footage from practices must be limited to three minutes per day. If you have not previously attended practices, please contact the Athletics Communications office for prior approval and daily alerts on practice locations and times.

AUDIO/VIDEO

Press conferences, media opportunities, practices and any form of competition may not be broadcast live, including social media, without prior consent of the athletics department. Use of footage from practices is limited to three minutes per day. This includes content attained via FTP, which

should be credited to Ole Miss Sports Productions.

Ole Miss offers free FTP downloads of game highlights and interviews with coaches and players for television stations to use during regularly scheduled news/sportscasts. To access the Ole Miss FTP site, please contact Seth Austin at saustin@olemiss.edu or 662-915-2954.

RADIO RIGHTS

The radio rights to Ole Miss Football are provided by IMG College in partnership with TeleSouth Communications Inc. Visiting networks planning to originate from Vaught-Hemingway Stadium/Hollingsworth Field are issued credentials by the Ole Miss Athletics Communications office. Broadcast lines should be ordered through AT&T (1-877-438-0041). Visiting networks may also wish to contact Cabell Philpott with IMG College (336-831-0719 or cabell.philpott@imgworld.com), concerning the SEC's network agreement.

VAUGHT-HEMINGWAY STADIUM/HOLLINGSWORTH FIELD



OLE MISS GAME WEEK MEDIA SCHEDULE

SATURDAY	SUNDAY	MONDAY	TUESDAY	WEDNESDAY	THURSDAY	FRIDAY
<ul style="list-style-type: none"> Gameday Coaches and select players available after game 	<ul style="list-style-type: none"> Practice closed No interviews 	<ul style="list-style-type: none"> No practice Coach Luke Press Conference 11:15 a.m. (CT) in Manning Center team meeting room Coordinators available following Coach Luke 	<ul style="list-style-type: none"> Practice availability for media TBD Assistant coaches and players available after practice Reb Talk radio show 7 p.m. 	<ul style="list-style-type: none"> SEC teleconference 11:20 a.m. Practice closed Coach Luke available after practice Select players available after practice 	<ul style="list-style-type: none"> Practice closed No interviews 	<ul style="list-style-type: none"> Practice closed No interviews



Captain Bruiser Kinard's 1937 Ole Miss team made the first en masse flight by a college squad, flying from Memphis to Philadelphia on American Airlines flagship Maryland.

OLEMISSSPORTS.COM

For updated statistics, rosters, game notes and all Rebel news on the Internet, go to the official Ole Miss athletics website at OleMissSports.com. For those out of range of the Mississippi Network's radio broadcast, live audio of the game is available through the official Ole Miss Sports app and on TuneIn. In addition, daily news and nuggets as well as in-game score updates are available on the official Twitter account of Ole Miss Football, [@OleMissFB](https://twitter.com/OleMissFB). Fans can also follow the Rebels on Instagram ([@OleMissFB](https://www.instagram.com/OleMissFB)) and Facebook (Ole Miss Football).

REBEL FOOTBALL ON THE AIR

The Reb Talk radio show gives fans the opportunity to ask Coach Matt Luke questions concerning Ole Miss Football. The talk show, hosted by David Kellum, airs every Tuesday during the season at 7 p.m. live from Bourne on the Oxford Square. Check radio listings for availability in your area.

"The Season: Ole Miss Football" is a weekly 30-minute show produced by Ole Miss Sports Productions. The award-winning show features an inside look at Rebel football behind the scenes during team meetings, practices and team bus rides. It debuts Wednesdays at 6 p.m. CT on TheSeasonOleMiss.com and airs on ESPNU. See page 213 for more information.

MEDIA OUTLETS

Oxford/University Media

Oxford Eagle.....	662-234-4331
Daily Mississippian (campus).....	662-915-5503
Ole Miss Spirit/247Sports.com.....	662-236-2667
RebelGrove.com/Rivals.com.....	662-238-7762
HottyToddy.com.....	662-816-8594
UMTV (campus).....	662-915-5508
WQLI-FM 93.7.....	662-236-0093
WUMS-FM 92.1 (campus).....	662-915-5395

Additional Regional Media

Associated Press.....	601-948-5897
Biloxi Sun Herald.....	228-896-2100
Bolivar Commercial.....	662-843-4241
Clarion-Ledger.....	601-961-7294
Clarksdale Press Register.....	662-627-2201
Commercial Appeal.....	901-529-2360
Commercial Dispatch.....	662-328-2471
Daily Corinthian.....	662-287-6111
Daily Leader.....	601-833-6961
Daily Sentinel-Star.....	662-226-4322
Delta Democrat Times.....	662-335-1155
Enterprise-Journal.....	601-684-2421
Greenwood Commonwealth.....	662-453-2908
Hattiesburg American.....	601-582-4341
Meridian Star.....	601-485-1203
Mississippi Network.....	601-957-1700
Mississippi Press/Press-Register.....	800-655-6597
Natchez Democrat.....	601-442-9101
Northeast Mississippi Daily Journal.....	662-842-2611
Panolian.....	662-563-4591
Vicksburg Post.....	601-636-4545
West Point Times Leader.....	662-494-1422
WCBI-TV (CBS).....	662-245-0133
WTVA-TV (NBC).....	662-842-7620
WREG-TV (CBS).....	901-543-2117
WMC-TV (NBC).....	901-726-0416
WATN-TV (ABC).....	901-321-7617
WHBQ-TV (Fox).....	901-320-1345
WJTV-TV (CBS).....	601-944-4920
WLBT-TV (NBC).....	601-960-4428
WAPT-TV (ABC).....	601-922-1652
WABG-TV (ABC).....	662-332-0949
WXVT-TV (CBS).....	662-334-1500
WTOK-TV (ABC).....	601-693-6397
WLOX-TV (ABC).....	228-896-1313
WDAM-TV (NBC).....	800-844-0730
WXXV-TV (FOX/NBC).....	228-832-2525

ROAD HEADQUARTERS

TRIP #1 • MEMPHIS • AUG. 30-31

Hilton Memphis
939 Ridge Lake Blvd.
Memphis, TN 38120

TRIP #2 • ALABAMA • SEPT. 27-28

Birmingham Marriott
3590 Grandview Parkway
Birmingham, AL 35243

TRIP #3 • MISSOURI • OCT. 11-12

Holiday Inn Executive Center
2200 Interstate 70 Drive SW
Columbia, MO 65203

TRIP #4 • AUBURN • NOV. 1-2

Renaissance Montgomery Hotel & Spa
201 Tallapoosa Street
Montgomery, AL 36104

TRIP #5 • MISSISSIPPI STATE • NOV. 27-28

Hilton Garden Inn
363 East Main Street
Tupelo, MS 38804

TRAVEL

AIRPORTS

Memphis International Airport is located 76 miles north of the university. Jackson-Evers International Airport is 167 miles south of campus.

ACCOMMODATIONS

For hotels, restaurants and general information on Oxford, go to VisitOxfordMS.com. Nearby cities with additional hotel options include Batesville, New Albany, Holly Springs and Grenada, among others.

DRIVING DIRECTIONS

Media traveling to campus should take the Chucky Mullins Drive exit off of Highway 6 and travel north toward the 4-way stop. Media with parking passes for the garage should turn right onto Hill Drive, and media with passes for the other lot should continue straight on Chucky Mullins Drive. Both lots are located on the right side of their respective streets.

OLE MISS RADIO NETWORK

Learfield/IMG College

One of the most popular means of keeping track of Rebel Football is tuning in to the Ole Miss Radio Network. The Network offers first-rate broadcasts of every Rebel football game, including a 90-minute pregame show and extensive postgame coverage.

Ole Miss Football may be heard throughout Mississippi and portions of the Southeast through services provided by IMG College in partnership with TeleSouth Communications Inc. In addition, every game can be heard worldwide over the internet at OleMissSports.com, and on XM Satellite Radio.

“The Voice of the Rebels,” David Kellum, returns for his 30th season handling the Ole Miss radio play-by-play call. The veteran broadcaster also serves as the play-by-play announcer for both Ole Miss basketball and baseball. In 1998, 2000, 2002, 2004, 2011, 2012, 2016 and 2017, Kellum was honored as the Mississippi Sportscaster of the Year, as voted on by the National Sportscasters and Sportswriters Association members in the state. In August 2006, he received the “Lindsey Nelson Outstanding Sportscaster” award from the All-American Football Foundation.

Kellum’s first link with Ole Miss Athletics was in 1978. As a 19-year-old freshman, he began broadcasting Rebel baseball, and has handled the baseball play-by-play for the past 41 seasons.

Kellum hosts Ole Miss’ weekly radio shows for men’s basketball and football. He is married to the former Mary Evelyn Kuehn of Oxford. They have two daughters, Stefanie Marie and Staci Michelle.

Harry Harrison, a former All-America selection at safety for the Rebels, provides the color commentary for the broadcast. A letterwinner from 1971-73, Harrison is President of Harry Harrison and Associates in Oxford, Mississippi. He is the father of two sons and a daughter – Nick, Josh and Lyndee.

Richard Cross is the co-host of “Head to Head” on Super Talk Mississippi and a television play-by-play announcer for ESPN/SEC Network. Cross has 19 years experience in radio and television and has launched two successful statewide, syndicated sports talk radio shows in Mississippi. He was named the Mississippi Sportscaster of the Year for 2018.

Raised in Oxford and a graduate of The University of Mississippi, Cross is also the recipient of two Mississippi Association of Broadcasters Gold Awards and has worked for Fox Sports Radio and the Sporting News Radio Network.

Cross is married to the former Jane Easley of Clarksdale, a pharmacist at The University of Mississippi. The couple has two children, Ava Montgomery and Oby.

GAMEDAY RADIO CREW



David Kellum
Play-by-Play



Harry Harrison
Color Analyst



Richard Cross
Sideline Reporter,
Co-host Pregame and
Postgame Shows



Brett Norsworthy
Co-host Pregame and
Postgame Shows

Brett Norsworthy enters his 12th season as co-host of the pregame and postgame show. Norsworthy began his radio career co-hosting Sportstime in September 1992 on WHBQ in Memphis and has remained a Memphis sports radio fixture throughout the following years. He has been all over the Memphis market hosting various shows with a number of personalities.

In his radio career Norsworthy has had the pleasure of covering the SEC beat extensively. He’s also covered many of the nation’s top sporting events as well as freelance reporting for major networks. He co-hosts “Sportstime with Wolo & Stats” on AM 560 and FM 87.7 with Dave Woloshin.

Rounding out the broadcast team is Houston McDavitt, engineer/producer. McDavitt has worked with the radio broadcast for 15 years in a technical role and has been in broadcast engineering for 21 years. This is his ninth year as game engineer/producer for Ole Miss football. He is Director of Engineering for Telesouth Communications and lives in Brandon with his wife, Laura. McDavitt has two sons, Thomas and Watson.

2019 AFFILIATES

Amory	WAMY-AM (1580)
Batesville/Senatobia	WTNM-FM (93.7)
Brookhaven	WBKN-FM (92.1)
Columbus	WNMQ-FM (103.1)
Corinth	WXRZ-FM (94.3)
Greenwood.....	WYMX-FM (99.1)
Hattiesburg.....	WFMM-FM (97.3)
Hazlehurst	WDXO-FM (92.9)
Jackson	WFMN-FM (97.3)
Laurel.....	WLAU-FM (99.3)
Lexington, TN.....	WZLT-FM (99.3)
Louisville	WLSM-FM (107.1)
McComb	WMPK-FM (93.5)
Memphis	WHBQ-AM (560)
Meridian	WZKR-FM (103.3)
Natchez.....	WKSQ-FM (97.3)
Ocean Springs	WOSM-FM (103.1)
Oxford	WOXF-FM (105.1)
Philadelphia	WHOC-AM (1490)
Prentiss.....	WJDR-FM (98.3)
Tupelo	WWMR-FM (102.9)
Vicksburg.....	WVBG-AM (1490)
Water Valley	WQLJ-FM (105.5)
Waynesboro	WABO-AM (990)
Yazoo City	WBYP-FM (107.1)
Nationwide	Satellite Radio (SiriusXM)
Online.....	OleMissSports.com
Mobile	Ole Miss Sports app

Affiliate list subject to change

ON AIR WITH THE REBELS

The Reb Talk radio show and “The Season: Ole Miss Football” television program are distributed by IMG College in partnership with TeleSouth Communications.

The radio show is a weekly one-hour live radio broadcast that allows fans the opportunity to hear from Coach Matt Luke and other staff and players about Ole Miss Football. The show will air every Tuesday during the season at 7 p.m., live from Boure on Oxford Square.



REBELS ON TELEVISION

Ole Miss was one of the first football programs in the Southeastern Conference, as well as the nation, to have a game broadcast on television.

On Nov. 13, 1948, WMCT-TV in Memphis telecast the Ole Miss-Tennessee game from Crump Stadium in the "Bluff City."

The game, won by the Rebels, was reported to be the first football game televised from the Mid-South.

The Rebels' first network televised football game was in the 1952 season when they faced Georgia Tech in the 1953 Sugar Bowl on ABC-TV.

Since then, Ole Miss has appeared on 253 regional and national telecasts, and on every major sports network, including ABC, CBS, FOX, NBC, ESPN, ESPN2, ESPNU, SEC Network and FSN.

The Southeastern Conference and ESPN signed a 20-year agreement through 2034 to create and operate a multiplatform network which launched August 14, 2014. The new network and its accompanying digital platform carry SEC content 24/7 and featured more than 1,000 live events in its first year.

The network televises more than 45 SEC football games, more than 100 men's basketball games, 60

women's basketball games, 75 baseball games, and events from across the SEC's 21 sports annually. Programming includes in-depth commentary and analysis in studio shows, daily news and information, original content such as SEC Storied, spring football games, and more.

In 2016, Ole Miss appeared on CBS once, the ESPN family six times and the SEC Network five times.

The Rebels' history on television has been a storied one. The memorable 1969 Ole Miss-Alabama game, which had national record-setting performances by Rebel quarterback Archie Manning and Tide signal caller Scott Hunter, was one of the first college games televised at night.

Ole Miss has compiled a 109-150-2 record in TV games, and 193 of the telecasts have been to national audiences. The first Rebel game to be televised in color was the 1960 Sugar Bowl when Ole Miss shut out LSU 21-0.



GAME-BY-GAME NETWORK TELEVISION RESULTS

1952	Georgia Tech (ABC), New Orleans, 1953 Sugar Bowl	7-24	1986	Georgia (TBS), Athens	10-14	2000	Music City Bowl	38-49
1953	Arkansas (CBS), Memphis	28-0	1986	*LSU (ABC), Baton Rouge	21-19	2001	Auburn (JP), Auburn	21-27
1954	Navy (ABC), New Orleans, 1955 Sugar Bowl	0-21	1986	Tennessee (TBS), Jackson	10-22	2001	Alabama (JP), Oxford	27-24
1955	TCU (CBS), Dallas, 1956 Cotton Bowl	14-13	1986	Mississippi State (TBS), Jackson	24-3	2001	LSU (ESPN2), Baton Rouge	35-24
1957	Texas (NBC), New Orleans, 1958 Sugar Bowl	39-7	1986	Texas Tech (MizLou/USA), Shreveport, 1986 Independence Bowl	20-17	2001	Arkansas (ESPN2; ESPN Classic), Oxford (7 ot)	56-58
1958	Florida (CBS), Jacksonville, 1958 Gator Bowl	7-3	1988	Alabama (TBS), Tuscaloosa	22-12	2001	Georgia (JP), Oxford	15-35
1959	LSU (NBC), New Orleans, 1960 Sugar Bowl	21-0	1988	LSU (TBS), Baton Rouge	20-31	2001	Mississippi State (ESPN), Starkville	28-36
1960	*LSU (ABC), Oxford	6-6	1989	Florida (TBS), Gainesville	24-19	2001	Vanderbilt (JP), Oxford	38-27
1960	Rice (NBC), New Orleans, 1961 Sugar Bowl	14-6	1989	Georgia (TBS), Oxford	17-13	2002	Memphis (JP), Oxford	38-16
1961	Arkansas (ABC), Jackson	16-0	1989	Air Force (RAYCOM), Memphis, 1989 Liberty Bowl	42-29	2002	Texas Tech (ABC), Lubbock	28-42
1961	Texas (CBS), Dallas, 1962 Cotton Bowl	7-12	1990	Arkansas (RAYCOM), Little Rock	21-17	2002	Vanderbilt (JP), Oxford	45-38
1962	Arkansas (NBC), New Orleans, 1963 Sugar Bowl	17-13	1990	Kentucky (TBS), Oxford	35-29	2002	Florida (CBS), Oxford	17-14
1963	*LSU (CBS), Baton Rouge	37-3	1990	Georgia (TBS), Athens	28-12	2002	Alabama (CBS), Tuscaloosa	7-42
1963	Alabama (NBC), New Orleans, 1964 Sugar Bowl	7-12	1990	Tennessee (CBS), Memphis	13-22	2002	Auburn (JP), Oxford	24-31
1964	Mississippi State (NBC), Oxford	17-20	1991	Michigan (ESPN), Jacksonville, 1991 Gator Bowl	3-35	2002	Georgia (ESPN2), Athens	17-31
1964	Tulsa (CBS), Houston, 1964 Bluebonnet Bowl	7-14	1991	Tulane (TBS), New Orleans	22-3	2002	LSU (ESPN2), Baton Rouge	13-14
1965	*Tennessee (NBC), Memphis	14-13	1991	Georgia (SportSouth), Oxford	17-37	2002	Mississippi State (ESPN), Oxford	24-12
1965	*Auburn (ABC), Memphis, 1965 Liberty Bowl	13-7	1992	*Georgia (ABC), Athens	11-37	2002	Nebraska (ESPN), Shreveport	27-23
1966	Texas (ABC), Houston, 1966 Bluebonnet Bowl	0-19	1992	Alabama (JP), Tuscaloosa	10-31	2002	2002 Independence Bowl	27-23
1967	Alabama (ABC), Birmingham	7-21	1992	Mississippi State (JP), Oxford	17-10	2003	Vanderbilt (JP), Nashville	24-21
1967	*LSU (ABC), Jackson	13-13	1992	Air Force (ESPN), Memphis, 1992 Liberty Bowl	13-0	2003	Memphis (ESPN2), Memphis	34-44
1967	Texas-El Paso (SN), El Paso, 1967 Sun Bowl	7-14	1993	Arkansas (JP), Jackson	19-0	2003	Florida (JP), Gainesville	20-17
1968	*Georgia (ABC), Athens	7-21	1993	*Alabama (ABC), Oxford	14-19	2003	Alabama (JP), Oxford	43-28
1968	Virginia Tech (ABC), Memphis, 1968 Liberty Bowl	34-17	1994	Auburn (JP), Oxford	17-22	2003	Arkansas (ESPN2), Oxford	19-7
1969	Alabama (ABC), Birmingham	32-33	1994	Florida (JP), Oxford	14-38	2003	South Carolina (JP), Oxford	43-40
1969	*LSU (ABC), Jackson	26-23	1994	*Alabama (ABC), Tuscaloosa	10-21	2003	Auburn (CBS), Auburn	24-20
1970	Arkansas (ABC), New Orleans, 1970 Sugar Bowl	27-22	1996	Auburn (JP/ESPN2), Oxford	45-28	2003	LSU (CBS), Oxford	14-17
1970	Alabama (ABC), Jackson	48-23	1996	Tennessee (ESPN), Memphis	3-41	2003	Mississippi State (ESPN), Starkville	31-0
1970	*LSU (ABC), Baton Rouge	17-61	1996	Alabama (ESPN2), Tuscaloosa	0-37	2004	Oklahoma State (FOX), Dallas, 2004 SBC Cotton Bowl	31-28
1971	Auburn (NBC), Jacksonville, 1971 Gator Bowl	28-35	1996	Georgia (JP), Athens	31-27	2004	Alabama (ESPN2), Tuscaloosa	7-28
1971	Georgia Tech (MizLou), Atlanta, 1971 Peach Bowl	41-18	1996	Mississippi State (JP/ESPN2), Oxford	0-17	2004	Vanderbilt (JP), Oxford	26-23
1973	LSU (ABC), Jackson	14-51	1997	Auburn (JP/ESPN2), Auburn	9-19	2004	Tennessee (ESPN2), Oxford	17-21
1973	*Tennessee (ABC), Jackson	28-18	1997	**Tennessee (CBS), Knoxville	17-31	2004	Auburn (ESPN), Oxford	14-35
1974	*Alabama (ABC), Jackson	21-35	1997	LSU (JP), Baton Rouge	36-21	2004	Arkansas (JP), Fayetteville	3-35
1975	*LSU (ABC), Jackson	17-31	1997	Alabama (JP), Oxford	20-29	2005	Memphis (ESPN), Memphis	10-6
1977	*Auburn (ABC), Auburn	15-21	1997	Arkansas (ESPN), Oxford	19-9	2005	Vanderbilt (JP), Nashville	23-31
1977	*LSU (ABC), Jackson	21-28	1997	Mississippi State (JP/ESPN2), Starkville	15-14	2005	Tennessee (JP), Knoxville	10-27
1978	*LSU (ABC), Baton Rouge	8-30	1997	Marshall (ESPN), Pontiac, 1997 Ford Motor City Bowl	34-31	2005	Alabama (CBS), Oxford	10-13
1979	*Missouri (ABC) Jackson	7-33	1998	Memphis (JP), Oxford	30-10	2005	Auburn (JP), Auburn	3-27
1979	*Tulane (ABC), New Orleans	15-44	1998	Auburn (FOXSS), Oxford	0-17	2005	LSU (ESPN2), Oxford	7-40
1980	*LSU (ABC), Baton Rouge	16-38	1998	Vanderbilt (JP), Nashville	30-6	2006	Memphis (ESPN), Oxford	28-25
1982	*Vanderbilt (CBS), Nashville	10-19	1998	Arkansas (JP), Fayetteville	0-34	2006	Missouri (FSN/Turner South), Columbia	7-34
1982	Tulane (TBS), Jackson	45-14	1998	Mississippi State (ESPN), Oxford	6-28	2006	Georgia (ESPN2), Oxford	9-14
1983	Tennessee (TBS), Knoxville	13-10	1998	Texas Tech (ESPN), Shreveport, 1998 Sanford Independence Bowl	35-18	2006	Alabama (CBS), Tuscaloosa (ot)	23-26
1983	Air Force (MizLou), Shreveport, 1983 Independence Bowl	3-9	1999	Vanderbilt (JP), Oxford (ot)	34-37	2006	Arkansas (LFS), Fayetteville	3-38
1984	Auburn (TBS), Oxford	13-17	1999	Auburn (JP) Auburn (ot)	24-17	2006	Auburn (LFS), Oxford	17-23
1984	Georgia (TBS), Athens	12-18	1999	Alabama (CBS) Oxford	24-30	2007	Memphis (CSS), Memphis	23-21
1984	Mississippi State (TBS), Jackson	24-3	1999	Arkansas (ESPN2) Oxford	38-16	2007	Florida (LFS), Oxford	24-30
1985	Auburn (ESPN), Auburn	0-41	1999	Georgia (ESPN2) Oxford	17-20	2007	Alabama (LFS), Oxford	24-27
1985	LSU (TBS), Jackson	0-14	1999	Mississippi State (ESPN) Starkville	20-23	2007	LSU (CBS), Oxford	24-41
1985	Notre Dame (USA), South Bend	14-37	1999	Oklahoma (ESPN), Shreveport, 1999 Sanford Independence Bowl	27-25	2007	Mississippi State (LFS), Starkville	14-17
1985	Tennessee (TBS), Knoxville	14-34	2000	Tulane (JP), Oxford	49-20	2008	Wake Forest (ABC/ESPN2), Winston-Salem	28-30
1986	Tulane (TBS), Oxford	35-7	2000	Auburn (ESPN2), Oxford	27-35	2008	Florida (Raycom), Gainesville	31-30
			2000	Vanderbilt (JP), Nashville	12-7	2008	Alabama (CBS), Tuscaloosa	20-24
			2000	Alabama (ESPN), Tuscaloosa	7-45	2008	Auburn (Raycom), Oxford	17-7
			2000	LSU (ESPN2), Oxford	9-20	2008	LSU (CBS), Baton Rouge	31-13
			2000	Georgia (ESPN2), Athens	14-32	2008	Mississippi State (Raycom), Oxford	45-0
			2000	Mississippi State (ESPN), Oxford	45-30	2009	Texas Tech (FOX), Dallas	
			2000	West Virginia (ESPN), Nashville,		2009	2009 AT&T Cotton Bowl	47-34
						2009	Memphis (ESPN), Oxford	45-14
						2009	Southeastern Louisiana (CSS), Oxford	52-6
						2009	South Carolina (ESPN), Columbia	10-16
						2009	Vanderbilt (ESPNU), Nashville	23-7
						2009	Alabama (CBS), Oxford	3-22
						2009	UAB (FSN), Oxford	48-13
						2009	Arkansas (SECN), Oxford	30-17

2009	Auburn (SECN), Auburn	20-33
2009	Northern Arizona (CSS), Oxford	38-14
2009	Tennessee (CBS), Oxford	42-17
2009	LSU (CBS), Oxford	25-23
2009	Mississippi St. (SECN), Starkville	27-41
2010	Oklahoma State (FOX), Arlington	
	2010 AT&T Cotton Bowl	21-7
2010	Jacksonville State (CSS), Oxford	48-49
2010	^Tulane (ESPN2), New Orleans	27-13
2010	Vanderbilt (SECN), Oxford	14-28
2010	^Fresno State (CSS), Oxford	55-38
2010	^Kentucky (SECN), Oxford	42-35
2010	Alabama (ESPN2), Tuscaloosa	10-23
2010	Arkansas (SECN), Fayetteville	24-38
2010	Auburn (ESPN2), Oxford	31-51
2010	^Louisiana-Lafayette (ESPN), Oxford	43-21
2010	Tennessee (CBS), Knoxville	14-52
2010	LSU (CBS), Baton Rouge	36-43
2010	Mississippi State (ESPN), Starkville	23-31
2011	BYU (ESPN), Oxford	13-14
2011	Vanderbilt (SECN), Nashville	7-30
2011	Georgia (SECN), Oxford	13-27
2011	^Fresno State (ESPN2), Fresno	38-28
2011	Alabama (ESPN2), Oxford	7-52
2011	Arkansas (SECN), Oxford	24-29
2011	Auburn (ESPN), Auburn	23-41
2011	Kentucky (ESPN), Lexington	13-30
2011	Louisiana Tech (CSS), Oxford	7-27
2011	LSU (ESPN), Oxford	3-52
2011	Mississippi State (ESPN), Starkville	3-31
2012	^UTEP (FSN), Oxford	28-10
2012	Texas (ESPN), Oxford	31-66
2012	^Tulane (FSN), New Orleans	39-0
2012	Alabama (ESPN), Tuscaloosa	14-33
2012	Texas A&M (ESPN), Oxford	27-30
2012	^Auburn (SECN), Oxford	41-20
2012	^Arkansas (SECN), Little Rock	30-27
2012	Georgia (CBS), Athens	10-37
2012	Vanderbilt (ESPN), Oxford	26-27
2012	LSU (CBS), Baton Rouge	35-41
2012	^Mississippi State (ESPN), Oxford	41-24
2013	^Pittsburgh (ESPN), Birmingham	
	2013 BBVA Compass Bowl	38-17
2013	^Vanderbilt (ESPN), Nashville	39-35
2013	^Texas (Longhorn Network), Austin	44-23
2013	Alabama (ESPN), Tuscaloosa	0-25
2013	Auburn (ESPN), Auburn	22-30
2013	Texas A&M (ESPN), Oxford	38-41
2013	^LSU (ESPN2), Oxford	27-24
2013	^Idaho (CSS), Oxford	59-14
2013	^Arkansas (SEC-TV), Oxford	34-24
2013	^Troy (ESPN), Oxford	51-21
2013	Missouri (ESPN), Oxford	10-24
2013	Mississippi State (ESPN), Starkville	(ot) 10-17
2013	Georgia Tech (ESPN), Nashville	
	2013 Music City Bowl	25-17
2014	^Boise State (ESPN), Atlanta	
	Chick-fil-A Kickoff Game	35-13
2014	^Vanderbilt (ESPN), Nashville	41-3
2014	^Louisiana-Lafayette (SECN), Oxford	56-15
2014	^Memphis (FSN), Oxford	24-3
2014	^Alabama (CBS), Oxford	23-17
2014	^Texas A&M (ESPN), College Station	35-20
2014	^Tennessee (ESPN), Oxford	34-3
2014	LSU (ESPN), Baton Rouge	7-10
2014	Auburn (ESPN), Oxford	31-35
2014	Presbyterian (SECN), Oxford	48-0
2014	Arkansas (CBS), Fayetteville	0-30
2014	^Mississippi State (CBS), Oxford	31-17

2014	TCU (ESPN), Atlanta	
	Chick-fil-A Peach Bowl	3-42
2015	UT Martin (SECN), Oxford	76-3
2015	Fresno State (SECN), Oxford	73-21
2015	Alabama (ESPN), Tuscaloosa	43-37
2015	Vanderbilt (ESPN), Oxford	27-16
2015	Florida (ESPN), Gainesville	10-38
2015	New Mexico State (SECN), Oxford	52-3
2015	Memphis (ABC), Memphis	24-37
2015	Texas A&M (ESPN), Oxford	23-3
2015	Auburn (ESPN), Auburn	27-19
2015	Arkansas (CBS), Oxford	(ot) 52-53
2015	LSU (CBS), Oxford	38-17
2015	Mississippi State (ESPN2), Starkville	38-27
2016	Oklahoma State (ESPN), New Orleans	
	Sugar Bowl	48-20
2016	Florida State (ESPN), Orlando	34-45
2016	^Wofford (SECN), Oxford	38-13
2016	Alabama (CBS), Oxford	43-48
2016	^Georgia (ESPN), Oxford	45-14
2016	^Memphis (ESPN2), Oxford	48-28
2016	Arkansas (ESPN), Fayetteville	30-34
2016	LSU (ESPN), Baton Rouge	21-38
2016	Auburn (SECN), Oxford	29-40
2016	^Georgia Southern (ESPN), Oxford	37-27
2016	^Texas A&M (SECN), College Station	29-28
2016	Vanderbilt (SECN), Nashville	17-38
2016	Mississippi State (SECN), Oxford	20-55
2017	South Alabama (ESPN), Oxford	47-27
2017	UT Martin (SECN), Oxford	45-23
2017	California (ESPN), Berkeley	16-27
2017	Alabama (ESPN), Tuscaloosa	3-66
2017	Auburn (SECN), Auburn	23-44
2017	Vanderbilt (SECN), Oxford	57-35
2017	LSU (ESPN), Oxford	24-40
2017	Arkansas (SECN), Oxford	37-38
2017	Kentucky (SECN), Lexington	37-34
2017	Louisiana (SECN), Oxford	50-22
2017	Texas A&M (ESPN2), Oxford	24-31
2017	Mississippi State (ESPN), Starkville	31-28
2018	Texas Tech (ESPN), Houston	47-27
2018	Southern Illinois (SECN), Oxford	76-41
2018	Alabama (ESPN), Oxford	7-62
2018	Kent State (SECN), Oxford	38-17
2018	LSU (ESPN), Baton Rouge	16-45
2018	Louisiana-Monroe (SECN), Oxford	70-21
2018	Arkansas (SECN), Little Rock	37-33
2018	Auburn (ESPN), Oxford	16-31
2018	South Carolina (SECN), Oxford	44-48
2018	Texas A&M (CBS), College Station	24-38
2018	Vanderbilt (SECN), Nashville	(ot) 29-36
2018	Mississippi State (ESPN), Oxford	3-35

* Regional TV **Split National
 ^ Result vacated by NCAA ruling

ALL-TIME TV RECORD

	Won	Lost	Tied
Air Force	2	1	0
Alabama	5	25	0
Arkansas	11	10	0
Auburn	5	22	0
BYU	0	1	0
California	0	1	0
Florida	5	3	0
Florida State	0	1	0
Fresno State	1	0	0
Georgia	3	12	0
Georgia Tech	2	1	0
Jacksonville State	0	1	0
Kent State	1	0	0
Kentucky	2	1	0
Louisiana-Monroe	1	0	0
Louisiana Tech	0	1	0
LSU	10	19	2
Louisiana	1	0	0
Marshall	1	0	0
Memphis	7	2	0
Michigan	0	1	0
Mississippi State	10	12	0
Missouri	0	3	0
Navy	0	1	0
Nebraska	1	0	0
New Mexico State	1	0	0
Northern Arizona	1	0	0
Notre Dame	0	1	0
Oklahoma	1	0	0
Oklahoma State	3	0	0
Presbyterian	1	0	0
Rice	1	0	0
South Alabama	1	0	0
South Carolina	1	2	0
Southern Illinois	1	0	0
Southeastern Louisiana	1	0	0
Tennessee	4	8	0
Texas	1	3	0
Texas A&M	1	4	0
Texas-El Paso	1	0	0
Texas Tech	4	1	0
TCU	1	1	0
Tulane	4	1	0
Tulsa	0	1	0
UAB	1	0	0
UT Martin	2	0	0
Vanderbilt	9	8	0
Virginia Tech	1	0	0
Wake Forest	0	1	0
West Virginia	0	1	0
Totals	109	150	2
<i>#Original Record</i>	<i>137</i>	<i>150</i>	<i>2</i>

THE SEASON: OLE MISS FOOTBALL

Every week during the football season, Ole Miss gives fans an incredible in-depth view into the program with its Emmy award-winning television program, "The Season: Ole Miss Football."

The show debuts each Wednesday night at 6 p.m. CT during the fall at TheSeasonOleMiss.com, and is also the first school-produced television series to air on national television. For the second straight year, "The Season" will be shown on ESPNU.

Not only does "The Season" give you the highlights of the previous week's game, but it takes you into the locker room, training room, practice fields and classrooms from the viewpoint of the Rebel student-athletes and coaches. The Ole Miss sports production staff even takes you inside the players' houses, hangouts and hometowns for a truly intimate experience.

The show has picked up numerous awards since its creation in 2011, including Southeast Regional Emmy awards in 2014 and 2015 for best daily or weekly sports program and a Gold AVA Award in 2012 for outstanding achievement by creative professionals involved in the concept, direction, design and production of media. Most recently in June of 2018, the show received two Southeast Regional Emmys for Short Form Editing and Photography.

Since Micah Ginn took the reins as creative director for Ole Miss Sports Productions in 2011, his staff has amassed a total of 10 Emmy awards among 35 nominations.

Ole Miss produces "The Season" episodes for each of its sports teams, as well as numerous other video pieces like student-athlete features, event promos, highlight packages, commercials, in-venue pieces, as well as live videoboard shows for home sporting events.

The Ole Miss Sports Productions staff includes Ginn, associate athletics director for sports productions and creative services; Shane Sanford, assistant athletics director for broadcast services; Stewart Pirani, manager of creative services; Mo Smith, multimedia specialist; Ryan Cochran, Jack Murphy, and Scott Wyant, producer/directors and Andrew Feeley, Madison Aman, Amanda Jones, and John Rowland, content producers.



THESEASONOLEMISS.COM
DEBUTS WEDNESDAYS
AT 6 PM



OLE MISS SPORTS PROPERTIES



Chris Helsel
General Manager



Gary Saunders
Associate General Manager



Brandon Hudspeth
Senior Account Executive



Dylan Tolley
Account Executive





Brynna Waters
Premium Services Coordinator

Ole Miss Sports Properties is the local Learfield IMG College team dedicated to the Rebels. Learfield IMG College, a new company formed following the merger of Learfield and IMG College on Dec. 31, 2018, is the athletics multimedia rightsholder for the University of Mississippi. Headquartered in Plano, Texas, the company has offices across the country, and on campuses nationwide, which allow for extended resources, innovations and national brand opportunities back to its local team dedicated to Ole Miss. Learfield IMG College, with its deep roots in college sports representing institutions

nationwide, has long had the privilege of being an advocate for intercollegiate athletics and the student-athlete experience. Since 2008, it has served as title sponsor for the acclaimed Learfield IMG College Directors' Cup, supporting athletic departments across all divisions.

The Learfield IMG College suite of services includes licensing and multimedia sponsorship management; publishing, broadcasting, digital and social media; ticket sales and professional concessions expertise; branding; campus-wide business and sponsorship development; and venue technology

systems. The company places tremendous emphasis on its people, providing utmost service to its collegiate partners, and cultivating a company which also gives back to the communities in which it serves. The company's people-first mentality and core values of "Build the Team, Grow the Company, Have Fun, and Love and Serve Others" are accentuated through a culture driven to exceed goals, serve its clients enthusiastically, work as a team, celebrate successes, and do what is right and honest in every endeavor.





REFER REBEL

Join the Ole Miss Athletics Foundation or refer your friends and family and earn great perks! This program will help grow the Ole Miss Athletics Foundation membership base while rewarding our current loyal members.

GIVETOATHLETICS.COM/REFER





(L to R): Linebacker MoMo Sanogo, Mimi Reid (women's basketball), Breein Tyree (men's basketball), Gabby Little (soccer) and punter Mac Brown represented Ole Miss at the joint meeting between the SEC Student-Athlete Leadership Council and the Student-Athlete Advisory Committee at the SEC offices in June.



Joe Walker (left) and the late Billy Brewer are the latest members of the Ole Miss family to be inducted into the Mississippi Sports Hall of Fame, having been recognized in the Class of 2018. The addition of Walker and Brewer gives Ole Miss 79 members in the Mississippi Sports Hall of Fame.



Former head coach David Cutcliffe (left center) and Rebel great Patrick Willis (right center) were inducted in the Tennessee Sports Hall of Fame in June in Nashville. Also pictured, former Sports Information Director Langston Rogers (far left) and Associate A.D. Kyle Campbell (far right). Currently the head coach at Duke, Cutcliffe led the Rebels from 1998-2004. Willis, an All-American linebacker for Ole Miss from 2003-2006, spent eight seasons with the San Francisco 49ers.

(RIGHT) Senior Austrian Robinson was selected by the Ole Miss coaches as the 2019 recipient of the Chucky Mullins Courage Award. Robinson will wear the No. 38 jersey during the 2019 season.



Members of the 2018 M-Club Alumni Hall of Fame and 2018 Lotterhos Service Award recipient include, from left, Billy Chadwick, Rahim Lockhart, Jennifer Soileau, Bill Jones (Service Award), Brittney Reese, Rufus French and Jonathan Nichols.



(ABOVE) Southeastern Conference Commissioner Greg Sankey (center) presents Jim Miller (left) and Archie Manning (right) with awards during the 2018 SEC Championship Week in Atlanta. Miller was the 2018 Ole Miss SEC Football Legend, and Manning received the 2018 Michael L. Slive Distinguished Service Award.



Archie Manning was also honored with the Football Bowl Association's Champions Award in April and was presented with the 2018 Walter Camp Foundation Distinguished American Award, which is presented each year to an individual who has utilized his or her talents to attain great success in business, private life or public service.

2018-19 HONORS



N F L R E B E L S

Quincy Adebayo, Baltimore Ravens
 Floyd Allen, Houston Texans
 Brandon Bolden, New England Patriots
 Fadol Brown, Green Bay Packers
 A.J. Brown, Tennessee Titans
 Cody Core, Cincinnati Bengals
 Trae Elston, Philadelphia Eagles
Evan Engram, New York Giants
 Javien Hamilton, Green Bay Packers
 Woodrow Hamilton, Carolina Panthers
 Marquis Haynes, Carolina Panthers
Mike Hilton, Pittsburgh Steelers

Lavon Hooks, Pittsburgh Steelers
 John Jerry, Cincinnati Bengals
 Derrick Jones, New York Jets
 D.J. Jones, San Francisco 49ers
 Chad Kelly, Indianapolis Colts
 Dawson Knox, Buffalo Bills
 Greg Little, Carolina Panthers
 DaMarkus Lodge, Tampa Bay Buccaneers
Eli Manning, New York Giants
Bobby Massie, Chicago Bears
 DK Metcalf, Seattle Seahawks
Donte Moncrief, Pittsburgh Steelers

A.J. Moore, Houston Texans
 C.J. Moore, Detroit Lions
 Robert Nkemdiche, Arizona Cardinals
 Javon Patterson, Indianapolis Colts
 Bradley Sowell, Chicago Bears
 Breeland Speaks, Kansas City Chiefs
 Rod Taylor, Cincinnati Bengals
 Laquon Treadwell, Minnesota Vikings
Laremy Tunsil, Miami Dolphins
 Ken Webster, New England Patriots
 Jordan Wilkins, Indianapolis Colts
 Zedrick Woods, Jacksonville Jaguars

2019 SCHEDULE

AUG. 31

WEAR WHITE

AT MEMPHIS

OCT. 12

WEAR POWDER BLUE

AT MISSOURI*

SEPT. 7

WEAR RED

ARKANSAS*

OCT. 19

WEAR RED

TEXAS A&M*

SEPT. 14

WEAR NAVY

SLU

NOV. 2

WEAR RED

AT AUBURN*

SEPT. 21

WEAR RED

CAL

NOV. 9

WEAR NAVY

NEW MEXICO ST.

SEPT. 28

WEAR RED

AT ALABAMA*

NOV. 16

WEAR RED

LSU*

OCT. 5

WEAR POWDER BLUE

VANDERBILT*

NOV. 28

WEAR NAVY

AT MSU*

* SEC OPPONENT

PATRICK WILLIS

College Football
Hall of Fame Inductee (2019)

ARCHIE MANNING

Member of College Football
Hall of Fame (1989)